

PRESSFITTING - WASTE SYSTEMS

Programma di fornitura

PRODUCT RANGE • LIEFERPROGRAMM
PROGRAMME DE LIVRAISON • GAMA DE PRODUCTO



La struttura del Catalogo

The catalog structure

1

Indice Catalogo

Table of contents • Inhaltsverzeichnis • Table des matières • Índice del catálogo

2

Raccorderie Metalliche

Profilo aziendale

Company profile • Firmenprofil • Profil d'entreprise • El perfil de la empresa

3

Il sistema di offerta

Catalogo prodotti completo

Offer system • Das Angebotssystem • Le système d'offre • El sistema de oferta

4

La struttura commerciale

Rete di vendita e informazioni per gli ordini

Commercial structure • Die kommerzielle Struktur unserer Firma • La structure commerciale
• La estructura comercial

| | |
|---|-----|
| > Raccorderie Metalliche | |
| > Profilo aziendale | 6 |
| Company profile • Firmenprofil • Profil d'entreprise • El perfil de la empresa | |
| > Principali prodotti | 9 |
| Main products • Unsere hauptsächlich Produkte • Produits principaux • Los productos principales | |
| > Campi di applicazione | 11 |
| Fields application • Anwendungsbereich • Domaines d'application • Ámbitos de aplicación | |
| > I Nostri Progetti | 12 |
| Our Projects • Unsere Projekte • Nos Projets • Nuestros Proyectos | |
| > Il sistema di offerta | |
| Offer system • Das Angebotssystem • Le système d'offre • El sistema de oferta | |
| > Sistemi di raccordi a pressione | 16 |
| Press fitting systems • Pressfittingsysteme • Système à sertir • Sistema de accesorios para pensar | |
| > inoxPRES | 24 |
| AISI 316L - W. 1.4404 | |
| > inoxPRES GAL | 74 |
| AISI 316L - W. 1.4404 | |
| > inoxPRES HT FREE | 95 |
| AISI 316L - W. 1.4404 | |
| > inoxPRES STEAM | 107 |
| AISI 316L - W. 1.4404 | |
| > steelPRES | 119 |
| Acciaio al carbonio zincato • Carbon steel • C-stahl verzinkt • Acier carbone • Acero carbono galvanizado | |
| > RES PRES | 144 |
| Rame/bronzo • Copper/bronze • Kupfer/Bronze • Cuivre/bronze • Cobre/bronze | |
| > RES PRES HT | 156 |
| Rame/bronzo • Copper/bronze • Kupfer/Bronze • Cuivre/bronze • Cobre/bronze | |
| > MARINE PRES | 167 |
| CuNi10Fe1.6Mn | |
| > Attrezzature e accessori | 186 |
| Press tools and accessories • Presswerkzeuge zubehör • Outils de sertissage et accessoires • Herramientas y accesorios | |
| > Sistemi di scarico | 208 |
| Waste systems • Abflusssysteme • Systèmes de évacuation • Sistemas de evacuación | |
| > DRAIN | 210 |
| AISI 316L - W. 1.4404 | |
| La struttura commerciale | |
| Commercial structure • Die kommerzielle Struktur unserer Firma • La structure commerciale • La estructura comercial | |
| > Come ordinare | 245 |
| How to order • Bestellungsverfahren • Comment commander • Cómo efectuar el pedido | |
| > Struttura commerciale Italia | 246 |
| Sales Organisation • Kommerzielle Struktur in Italien • Structure Commerciale Italie • Organización de ventas en Italia | |
| > Struttura commerciale Estero | 247 |
| Sales Organisation • Kommerzielle Struktur im Ausland • Organisation des ventes • Organización de ventas en el extranjero | |
| > Condizioni generali di vendita | 248 |
| General conditions sales • Allgemeine Verkaufsbedingungen • Conditions générales de vente | |
| • Condiciones generales de venta | |



Raccorderie Metalliche

Azienda certificata

Certified Company



UNI-EN ISO 9001:2015



UNI-EN ISO 14001:2015



ISO 45001-2018-2021



Profilo aziendale

Raccorderie Metalliche rappresenta dal 1970 una realtà di assoluto rilievo nel panorama europeo dei produttori di materiale per l'impiantistica nel **settore idrotermosanitario civile e industriale**. Dal 2014 è presente nel **settore navale** come unico operatore sul mercato in grado di offrire contemporaneamente sistemi pressfitting, sistemi di scarico in acciaio, raccorderia a saldare e filettata e sistemi di fissaggio.

Un'azienda formata da **350 dipendenti** che ogni giorno realizzano la missione di Raccorderie Metalliche.

“Aiutiamo gli installatori a lavorare in modo rapido, sicuro e conveniente, studiando e realizzando ogni giorno soluzioni innovative di prodotto e di processo prestando particolare attenzione all'impiego dei sistemi di raccordi a pressare.”

*(Pier Luigi CECCARDI,
Fondatore e Presidente di Raccorderie Metalliche)*

Presenza nel Mondo

Raccorderie Metalliche dispone di due siti produttivi in Italia, con un totale di oltre 93.000 mq, e 3 filiali commerciali estere (Germania, Francia e Spagna) che garantiscono una distribuzione in oltre 60 Paesi nel mondo.

- **InoxPRES S.A. (Barcellona, Spagna):** commercializzazione di tubi e raccordi su tutto il territorio spagnolo e portoghese.
- **RM Pressfitting GmbH (Monaco di Baviera, Germania):** sviluppo commerciale e coordinamento di un team di promoters sul territorio tedesco.
- **Raccorderie Metalliche FRANCESARL (Lione, Francia):** sviluppo commerciale e coordinamento della struttura di vendita sul territorio francese.

I punti chiave

Il successo di Raccorderie Metalliche è da attribuire ad una pluralità di fattori: conoscenza, qualità, vasto assortimento di gamma ed estrema attenzione al cliente.

- **Costante ricerca e continuo sviluppo di soluzioni innovative** hanno permesso di realizzare il **primo raccordo tee pressfitting** al mondo in acciaio al carbonio privo di saldature.
- **Continui controlli e miglioramenti sulla qualità** hanno consolidato un elevato standard qualitativo.
- **Certificazione dei sistemi di gestione delle proprie attività** nel rispetto dell'ambiente e della sicurezza dei propri collaboratori.
- **Costante disponibilità e tracciabilità** di prodotti presso i nostri magazzini.
- **Tecnici che affiancano e consigliano** i progettisti nel loro lavoro.
- **Trasparenza, correttezza e rispetto reciproco** con i partner permettono di garantire standard elevati di servizio.
- **Continue attività formative e di aggiornamento** per far crescere professionalmente gli installatori.
- **Particolare attenzione al sociale** ritenendo che siano le persone a fare la differenza, quella differenza che permette di evolvere.

Dati di rilievo

Aggiornati a dicembre 2020

| | |
|-----------------------------|--------------------------|
| ➤ Area totale RM | 93.000 mq |
| ➤ Superficie coperta RM | 58.000 mq |
| ➤ N° dipendenti | 350 persone |
| ➤ Fatturato Italia | 35% |
| ➤ Fatturato Export | 65% |
| ➤ Presenza | in oltre 60 paesi |
| ➤ N° articoli a catalogo | 5.818 |
| ➤ Materia prima trasformata | 20.000tons/anno |
| ➤ Brevetti | 7 |
| ➤ Certificazioni prodotti | 83 |

Company profile

Since 1970, Raccorderie Metalliche is a leading manufacturer in the European **civil & industrial plumbing sector** landscape.

Since 2014 we are present in the **shipbuilding sector** and the only one in the market being in a position to offer press fitting systems, steel wastewater systems, welding fittings, threaded fittings and fastening systems, at the same time.

Every day, **350 employees** are committed to fulfil Raccorderie Metalliche's mission.

“We constantly offer innovative solutions in terms of both product and process and take the use of press fitting systems into particular consideration; these solutions allow fitters to work rapidly, safely and suitably.”

*(Pier Luigi CECCARDI,
Founder and President of Raccorderie Metalliche)*

Our Presence in the World

Raccorderie Metalliche has two production plants in Italy, extending over an area of more than 93.000 sq. m, as well as 3 branch offices in foreign Countries (Germany, France and Spain) ensuring the distribution of our products in more than 60 Countries of the world.

- **InoxPRES S.A. (Barcelona, Spain):**
marketing of pipes and fittings in the whole Spanish and portuguese territory.
- **RM Pressfitting GmbH (Munich, Germany):**
trade development and coordination of our team of promoters in Germany.
- **Raccorderie Metalliche FRANCE SARL (Lyon, France):**
trade development and coordination of our sales structure in France.

Key Points

Raccorderie Metalliche's success is the result of several factors: knowledge, quality, a wide range of products, particular ability to understand customer requirements.

- **Continuous research and development of innovative solutions** allowing us to be the first Company producing a seamless carbon steel **pressfitting Tee**.
- **Continuous quality control and improvement** resulting in a high quality level.
- **Certification of activities managing systems** in conformity with environment and workers' safety regulations.
- **Constant availability and traceability** of products in our warehouses.
- **Technicians collaborating with and giving advice** to the design engineers.
- **Fairness, transparency and mutual respect** between the partners to provide our customers with the best possible service.
- **Constant training and update** in order fitters to continue their professional development.
- **Particular attention to social issues**, because we think that people make the difference, which is the key ingredient for evolution.

Highlights

Updated on December 2020

| | |
|----------------------------------|-----------------------------|
| ➤ RM total area | 93.000 sq.m |
| ➤ RM covered area | 58.000 sq.m |
| ➤ Human resources | 350 people |
| ➤ Domestic sales | 35% |
| ➤ Export sales | 65% |
| ➤ Presence | in over 60 countries |
| ➤ Item on catalouge | 5.818 |
| ➤ Processed raw materials | 20.000tons/year |
| ➤ Patents | 7 |
| ➤ Products Certifications | 83 |

Pressare, Innestare, Innovare!

I sistemi di Raccorderie Metalliche **prodotti in Italia** si dividono in:

Sistemi **Pressfitting**

inoxPRES®

Acciaio inossidabile AISI 316L

steelPRES®

Acciaio al carbonio E195

MARINE PRES®

Cupronichel 90/10

AES PRES®

Rame Cu-DHP 99.9 / Bronzo CuSn5Zn5Pb2-C / CC449K

I Sistemi Pressfitting di Raccorderie Metalliche sono composti da raccordi, tubazioni* e attrezzature.

Le nostre soluzioni sono progettate per impianti di distribuzione acqua potabile, antincendio, climatizzazione, aria compressa e trasporto fluido in genere.

**PRESSIONE DI ESERCIZIO FINO A PN16.
DISPONIBILITÀ NEI DIAMETRI DA 15 mm A 168 mm.**

Tutti i prodotti seguono un processo di tracciabilità che permette l'identificazione di ogni singolo componente per qualsiasi evenienza.

Sistemi **di scarico**

DRAIN è un sistema ad innesto composto da tubi e raccordi in acciaio inossidabile AISI 316L per il trasporto di acque di scarico bianche, grigie e nere; la soluzione ideale per la realizzazione reti di scarico sia in gravità che in vuoto.

I sistemi di fissaggio, raccorderia **a saldare / filettata, flange**

I nostri sistemi di fissaggio, la raccorderia a saldare e filettata, le flange rappresentano il giusto completamento per fornire un'intera gamma di prodotti che soddisfino a 360° l'esigenza per tutti i tipi di impianti.

* Tranne per il sistema AesPRES®

Raccorderie Metalliche Systems **produced in Italy** are divided as follows:

Pressfitting Systems

inoxPRES® Stainless Steel AISI 316L

steelPRES® Carbon Steel E195

MARINE PRES® Copper-nickel 90/10

AES PRES® Copper Cu-DHP 99.9 / Bronze CuSn5Zn5Pb2-C / CC449K

Raccorderie Metalliche Pressfitting Systems include fittings, piping* and tools. Raccorderie Metalliche Pressfitting Systems are designed for multiple application fields: distribution systems of drinking water, fire protection systems, air conditioning, compressed air, and fluid transport systems in general.

**WORKING PRESSURE UP TO PN16.
AVAILABLE FROM 15 mm TO 168 mm.**

All products follow a traceability process which allows each and every component to be identified.

Waste Systems

DRAIN is a push-fit system composed of pipes and fittings in AISI 316L stainless steel for the transport of white, grey and black wastewater; the ideal solution for the construction of gravity and vacuum drainage networks.

Fastening, welding / threaded fitting systems, flanges

Our fastening, welding/threaded fitting systems and flanges represent the correct completion of products to provide a full range which meets the 360° requirements for all installations.

* Except for AesPRES® system

Press, Push, Innovate!



Campi di applicazione Fields of application

Raccorderie Metalliche offre tutte le soluzioni per l'adduzione e lo scarico di acqua ed il trasporto di svariati fluidi.

I sistemi Pressfitting di Raccorderie Metalliche si distinguono per **semplicità, rapidità e sicurezza.**

- > La **semplicità** è intrinseca nelle caratteristiche del sistema: taglia, innesta e pinza, nessun patentino, nessuna fiamma.
- > La **rapidità** permette di abbattere i tempi di installazione fino al 60% rispetto ai sistemi tradizionali.
- > La **sicurezza** è data dall'assenza di rischi d'incendio e dal mantenimento di un ambiente di lavoro pulito ed ordinato, anche in condizioni di spazio ristretto.

Raccorderie Metalliche offers all possible solutions for the supply and drainage of water and for the transport of diverse fluids.

Raccorderie Metalliche Pressfitting systems stand for **simplicity, speed and security.**

- > **Simplicity** is inherent in the system's characteristics: cut, insert and press, no flame, no licence needed.
- > **Speed of installation** makes it possible to reduce labour time by up to 60% and high safety levels compared to traditional systems.
- > **Security** is provided by the absence of fire risks and by maintaining a clean working environment, even in a restricted working space.

inoxPRES®

steelPRES®

AES PRES®

MARINE PRES®

DRAIN

| Applicazioni Applications | Acciaio inossidabile Stainless Steel | Acciaio al carbonio Carbon Steel | Rame / Bronzo Copper / Bronze | Cupronichel Copper-nickel | Acciaio inossidabile Stainless Steel |
|--|---|-------------------------------------|----------------------------------|------------------------------|---|
| Acqua potabile Potable Water | ✓ | | ✓ | | |
| Gas metano / GPL Natural Gas / LPG | ✓ | | ✓ | | |
| Riscaldamento Heating | ✓ | ✓ | ✓ | ✓ | |
| Raffrescamento Cooling | ✓ | ✓ | ✓ | ✓ | |
| Solare termico Solar Thermal | ✓ | ✓ | ✓ | ✓ | |
| Aria compressa Compressed Air | ✓ | ✓ | ✓ | ✓ | |
| Antincendio Fire Protection Systems | ✓ | | ✓ | ✓ | |
| Acque di processo Process Water | ✓ | | | ✓ | ✓ |
| Scarichi Wastewater | | | | ✓ | ✓ |
| Nebulizzazione Nebulisation | ✓ | | | | |
| Silicone free Silicone Free | ✓ | | | | |
| Vapore Steam | ✓ | | | | |



Acqua potabile
Potable Water



Gas metano / GPL
Natural Gas / LPG



Riscaldamento
Heating



Raffrescamento
Cooling



Solare termico
Solar Thermal



Aria compressa
Compressed Air



Antincendio
Fire Protection
Systems



Acque di processo
Process Water



Scarichi
Wastewater



Nebulizzazione
Nebulisation



Silicone Free
Silicon Free



Vapore
Steam




Condividi le foto dei tuoi **impianti!**

SHARE PHOTOS OF YOUR PLANTS !

Hai realizzato un impianto utilizzando i nostri sistemi pressare?
Inviaci le foto e i dettagli della tua installazione
all'indirizzo mail marketing@racmet.com,
le pubblicheremo sui nostri canali web.

*Did you build a system using our pressfitting systems?
Send us the photos and details of your installation
to the email address marketing@racmet.com and
we will post them on our web channels.*



20 anni di pressfitting: pronti per il BIM

20 YEARS OF PRESSFITTING: READY FOR BIM

I sistemi a pressare, diventati oggi il core business di Raccorderie Metalliche, festeggiano oltre 20 anni di pressfitting dalla loro prima produzione del 1999.

Modellazione ad estrema precisione e contenuti aggiornati, leggeri e compatti con **BIM (Building Information Modeling)**, l'App gratuita di Raccorderie Metalliche! Progetta gli impianti con i nostri sistemi a pressare in modo rapido e semplice!

Pressfitting systems are nowadays Raccorderie Metalliche's core business. We celebrate more than 20 years of pressfitting. Our first production dates back to 1999.

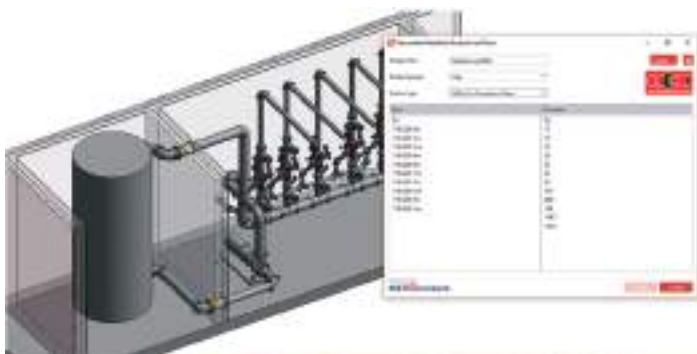
*Design with great accuracy and work with up-to-date, light and compact **BIM (Building Information Modeling)** content with the free App of Raccorderie Metalliche! Design piping systems easily and fast!*



Librerie BIM per REVIT - BIM library for REVIT

20
Since
1999

**Pressfittings
Anniversary**



SCARICA L'APP GRATUITA
DOWNLOAD THE FREE APP

Progetta gli impianti con i nostri sistemi a pressare in modo rapido e semplice!

Design piping systems easily and fast!

Free Download



La nostra nuova **RacMet Academy**

WE ARE OPENING THE NEW RACMET ACADEMY

La nuova **RacMet Academy** è il risultato dell'importanza che viene data alla crescita professionale e alla formazione di installatori e collaboratori.

Una nuova struttura formata da ampi spazi dotati delle più avanzate e moderne tecnologie per supportare meeting e convention, un laboratorio tecnico che include una ambientazione specifica per ogni applicazione dedicata ai sistemi di raccordi a pressione, una school dedicata alla formazione ed una zona lounge per l'accoglienza degli ospiti e il relax.

Scopri-la sul nostro sito!

*The new **RacMet Academy** is the result of the importance given to professional growth and the training of installers and employees.*

A new structure consisting of large spaces equipped with the most advanced and modern technologies to support meetings and conventions, a technical laboratory with a specific setting for each application dedicated to pressfittings, a school dedicated to training and a lounge area for the reception of guests and relaxation.

Discover it on our website!

UNA STRUTTURA TECNICA SEMPRE **PIÙ VICINA AI NOSTRI CLIENTI**

A TECHNICAL STRUCTURE CLOSER TO OUR CUSTOMERS

 tecnico@racmet.com





Sistemi di raccordi a pressare

PRESS FITTING SYSTEMS

PRESSFITTINGSYSTEME

SYSTÈME À SERTIR

SISTEMA DE ACCESORIOS PARA PRENSAR

Il sistema *pressfitting*

RACCORDERIE METALLICHE utilizza per i propri prodotti la tecnica di giunzione con profilo "M". Durante la pressatura avviene una deformazione a 2 livelli. Il primo livello di resistenza si realizza in seguito alla deformazione meccanica del raccordo e della tuba-

zione, un collegamento indissolubile che garantisce la resistenza meccanica dello stesso. La tenuta idraulica viene garantita dall'O-Ring deformato nella sua sezione: grazie alla sua elasticità, garantisce l'ermeticità permanente della giunzione.

Il profilo dell'anello di tenuta (O-Ring)

I tradizionali sistemi di raccordi a pressare utilizzano anelli di tenuta (O-Ring) a sezione circolare che in caso di lavorazione non appropriata, sono facilmente soggetti ad essere danneggiati. Raccorderie Metalliche usa un'anello di tenuta brevettato a profilo lenticolare (lenring) che aderisce perfettamente alla camera toroidale. Ne conseguono i seguenti vantaggi:

- > Una superficie di tenuta maggiore del 20%;
- > Notevole diminuzione del rischio di danneggiamento dell'anello di tenuta;
- > Facilita l'inserimento del tubo.



Il materiale impiegato nella realizzazione dei raccordi e dei tubi

I raccordi ed i tubi della linea INOXPRES® sono in acciaio inossidabile AISI 316L. A differenza dei tradizionali sistemi in acciaio AISI316, i prodotti INOXPRES® presentano un minor contenuto di carbonio che conferisce all'acciaio una maggiore resistenza alla corrosione.

Anelli di tenuta - Campi di impiego e caratteristiche tecniche

| INDICAZIONI TECNICHE | COLORI | TEMPERATURE D'ESERCIZIO MIN / MAX GRADI CELSIUS | PRESSIONE D'ESERCIZIO MAX IN BAR | OMOLOGAZIONE ENORME | CAMPI D'IMPIEGO | INSERITO IN FABBRICA |
|----------------------|----------|---|----------------------------------|-------------------------|--|----------------------|
| EPDM | ■ Nero | -20 / +120 °C | 16 | KTW W 270 DVGW W 534 | Acqua potabile, Riscaldamento Circuiti di raffreddamento, Acque trattate, Acque completamente dissalate, Acqua piovana, Aria compressa (Classe 1 ÷ 4) | si |
| NBR HNBR | ■ Giallo | -20 / +70 °C | 5 | G 260HTB DVGW G 5614 | Gas naturale, Gas metano, GPL (fase gassosa) | si |
| FKM | ■ Verde | -20 / +220 °C | 16 | - | Solare, Aria compressa (Classe 5), Acqua salmastra | si |
| STEAM | □ Bianco | -20 / 165 °C | 7 bara / 6 barg | - | Vapore saturo | si |
| MVQ | ■ Rosso | -20 / +180 °C | 16 | - | Applicazioni industriali dopo la verifica da parte di RM | no |

Norma di riferimento EN 10217-7:2005

| WERKSTOFF NR. | C ≤ % | SI ≤ % | MN ≤ % | P ≤ % | S ≤ % | N ≤ % | CR % | MO % | NI % |
|----------------------|-------|--------|--------|-------|-------|-------|------|------|------|
| AISI316 / W.1.4401 | 0,07 | 1 | 2 | 0,05 | 0,02 | 0,11 | 16,5 | 2 | 10 |
| X5CrNiMo 17-12-2 | | | | | | | | | |
| AISI316L / W. 1.4404 | 0,03 | 1 | 2 | 0,05 | 0,02 | 0,11 | 18,5 | 2,5 | 13 |
| X2CrNiMo 17-12-2 | | | | | | | | | |

Pressfitting system

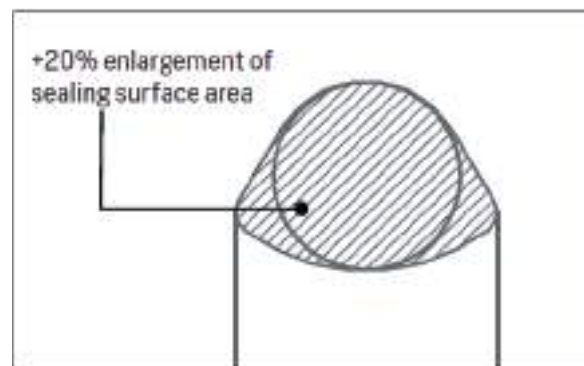
The junction connection of RACCORDERIE METALLICHE pressfitting systems is with "M" contour. During the pressing process a deformation takes place on two planes. The first plane creates a permanent connection and provides

mechanical strength through the mechanical deformation of the press fitting and the pipe. On the second plane the seal ring is deformed in its cross section and through its elastic properties creates the permanently tight joint.

Sealing ring profile (O-Ring)

Traditional pressfitting systems use round sealing rings, which can easily be damaged by careless fitting. RM on the other hand uses a patented sealing ring with a lenticular profile which fits the press crimp groove. This provides the following advantages:

- > A 20% enlargement of the sealing surface area;
- > Major reduction of the risk of the sealing ring being pressed out or damaged;
- > Fit makes the pipes insertion easier.



Description of the material used to produce stainless steel pipes and fittings

Pipes and fittings of INOXPRES® are made in stainless steel AISI 316L. Unlike traditional systems made with AISI316, INOXPRES® products present a lower content of carbon that gives a higher resistance to corrosion.

Sealing rings - Fields of applications and technical data

| TECHNICAL TERM | COLOUR | OPERATING TEMPERATURE MIN. -/MAX. DEGREES CENTIGRADE | OPERATING PRESSURE MAXIMUM IN BAR | APPROVALS AND CERTIFICATION BASIS | FIELDS OF APPLICATION | FACTORY FITTED |
|----------------|----------|--|-----------------------------------|-----------------------------------|--|----------------|
| EPDM | ■ black | -20 / +120 °C | 16 | KTW W 270 DVGW W 534 | Potable water, Heating, Cooling and refrigeration circuits, Treated water, Desalinated water, Rain-water, Compressed air (Class 1÷4) | yes |
| NBR HNBR | ■ yellow | -20 / +70 °C | 5 | G 260HTB DVGW G 5614 | Natural gas, Methane gas, GPL (gaseous state) | yes |
| FKM | ■ green | -20 / +220 °C | 16 | - | Solar, Compressed air (Class 5), Salt water | yes |
| STEAM | □ white | -20 / 165 °C | 7 bara / 6 barg | - | Saturated Steam | yes |
| MVQ | ■ red | -20 / +180 °C | 16 | - | Industrial applications following approval by RM | no |

Reference norm EN 10217-7:2005

| WERKSTOFF NR. | C ≤ % | SI ≤ % | MN ≤ % | P ≤ % | S ≤ % | N ≤ % | CR % | MO % | NI % |
|---------------------|-------|--------|--------|-------|-------|-------|------|------|------|
| AISI316 / W.1.4401 | 0,07 | 1 | 2 | 0,05 | 0,02 | 0,11 | 16,5 | 2 | 10 |
| X5CrNiMo 17-12-2 | | | | | | | | | |
| AISI316L / W.1.4404 | 0,03 | 1 | 2 | 0,05 | 0,02 | 0,11 | 18,5 | 2,5 | 13 |
| X2CrNiMo 17-12-2 | | | | | | | | | |

Le fasi di **installazione**

Installation process



Attrezzatura per la preparazione del tubo / Tools for the pipe set-up



Macchine e attrezzature per la pressata / Pressing machines and tools



Taglio del tubo / Cutting the pipe to length



Sbavatura del tubo / Deburring the pipe



Controllo O-ring / Checking the sealing ring



Marcatura della profondità d'innesto / Marking the insertion depth



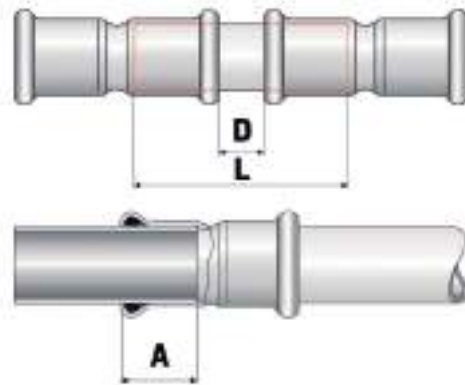
Preparazione della macchina pressatrice / Press machine preparation



Assemblaggio attraverso pressatura / Making the press connection



Controllo della pressatura / Checking the press connection



Profondità d'innesto e distanze minime

Insertion depth and minimum distances

VIDEO TUTORIAL

Scopri sul nostro canale YouTube, come installare il sistema Pressfitting!

Find out more on our YouTube channel, how to install Pressfitting system!

YouTube

RACCORDERIE METALLICHE

| Diametro esterno tubi in mm Pipe outside diameter in mm | A mm | D mm | L mm |
|--|---------|---------|---------|
| 12 | 18 | 20 | 56 |
| 15 | 20 | 20 | 60 |
| 18 | 20 | 20 | 60 |
| 22 | 21 | 20 | 62 |
| 28 | 23 | 20 | 66 |
| 35 | 26 | 20 | 72 |
| 42 | 30 | 40 | 100 |
| 54 | 35 | 40 | 110 |
| 76,1 | 55 | 60 | 170 |
| 88,9 | 60 | 60 | 180 |
| 108 | 75 | 60 | 210 |
| 139,7 | 95 | 100 | 290 |
| 168,3 | 113 | 100 | 326 |

FOCUS ON 

LA GIUNZIONE OVERSIZE DIAMETRO 139-168 mm

THE OVERSIZE RANGE DIAMETER 139-168 mm

OVERSIZE è una nuova gamma a pressare in acciaio inossidabile AISI 316L disponibile nei diametri 139.7 e 168.3 mm.

Diversamente dai diametri fino a 108 mm, le fasi di pressatura delle dimensioni Oversize 139,7 e 168,3 mm devono essere realizzate attraverso due fasi di pressatura distinte.

Con la catena dedicata si procede secondo le sottostanti fasi di lavoro.

The Oversize is a new pressfitting range, made of AISI 316L stainless steel available in 139 and 168mm diameters.

Unlike diameters up to 108 mm, the pressing phases of the Oversize 139.7 and 168.3 mm dimensions must be carried out in two distinct pressing phases.

Using the dedicated chain, follow the instructions listed below.



1° FASE di PRESSATURA

- Aprire la catena e posizionarla sul raccordo: la scanalatura della catena deve essere posizionata esattamente sopra la camera toroidale del raccordo.
- Chiudere la catena e premere il pulsante di blocco.
- Ruotare il fermo verso l'interno ed innestare il blocco.
- Effettuare l'operazione di pressatura n° 1.
- Sganciare e ruotare il fermo, aprire la catena e rimuoverla dal raccordo.

1st PRESSING PHASE

- Open the chain and place it around the fitting: the groove of the chain must be positioned exactly above the toroidal chamber of the fitting.
- Close the chain and press the lock button.
- Rotate the latch inwards and engage the lock.
- Carry out pressing operation n° 1.
- Unhook and rotate the latch, open the chain and remove it from the fitting.

Assemblaggio pressatura n°1 / Press assembly phase 1



Scanalatura della catena sopra la sede di contenimento dell'o-ring
Chain groove above the o-ring groove



VIDEO TUTORIAL

Scopri sul nostro canale YouTube come installare la nuova gamma Oversize!

YouTube

Find out more on our YouTube channel, how to install the new Oversize range!

RACCORDERIE METALLICHE

2° FASE di PRESSATURA

- a) Posizionare la catena nella zona del “bicchiere”, allineandola con le apposite guide sopra la sede di contenimento dell'o-ring.
- b) Chiudere la catena e premere il pulsante di blocco.
- c) Ruotare il fermo verso l'interno ed innestare il blocco.
- d) Effettuare l'operazione di pressatura n° 2.
- e) Sganciare e ruotare il fermo, aprire la catena e rimuoverla dal raccordo.

Assemblaggio pressatura n°2 / Press assembly phase 2



Controllo visivo pressatura Oversize / Visual inspection of oversize pressing

L'installatore deve inoltre assicurarsi che tutte le giunzioni siano effettivamente state pressate.

A pressatura avvenuta, le giunzioni non devono più essere sollecitate meccanicamente.

L'allineamento della tubazione e il fissaggio dei collegamenti filettati devono essere effettuati prima della pressatura.

È comunque consentito muovere e sollevare leggermente la tubazione, ad es. per lavori di verniciatura.

2nd PRESSING PHASE

- a) Position the chain around the pipe socket, aligning it with the appropriate guides above the containment groove of the o-ring.
- b) Close the chain and press the lock button.
- c) Rotate the latch inwards and engage the lock.
- d) Carry out pressing operation n° 2.
- e) Unhook and rotate the latch, open the chain and remove it from the fitting.

Guide sopra la sede di contenimento dell'o-ring
Guides over the o-ring groove

Dopo la pressatura occorre verificare che la giunzione sia stata realizzata correttamente e che la profondità d'innesto sia stata rispettata.

After pressing, the connection must be checked to ensure that the work has been carried out correctly and that the insertion depth is correct.

The fitter must also ensure that all connections have been adequately pressed.

Once pressing has been complete, the connections must not be subjected to further mechanical loads.

The alignment of the pipeline and the fixing of the threaded connections must therefore be carried out before pressing.

Slight movement and lifting of pipes, e.g. for painting work, is permitted.

Certificazioni / Certifications

SETTORE CIVILE / CIVIL SECTOR

| | | | | |
|---|---|--|------------------------------------|-----------------|
|  |  | PRODUKTE DER WASSERVERSORGUNG | DW-8511AU2084 (W 534) | Ø 15 – 168 mm |
|  |  | EDELSTAHLROHR "INOXPRES" - 1.4404 | DV-7301 BM3426 (GW 541) | Ø 15 – 108 mm |
|  |  | EDELSTAHLROHR "INOXPRES" - 1.4521 | DW-7301 BT0667 (GW 541) | Ø 15 – 54 mm |
|  |  | ROHRSYSTEM EDELSTAHL "INOXPRES" PRESSFITTINGSYSTEM AUS EDELSTAHL DN 20 BIS DN 80 VERWENDUNG: IN ORTSFESTEN WASSERLÖSCHANLAGEN | G 4060006 (VdS 2344 - VdS 2100) | Ø 22 – 88,9 mm |
|  |  | TRINKWASSERHAUSINSTALLATIONSSYSTEM = INOXPRES®= | W 1.402 (W 402) | Ø 15 – 108 mm |
|  |  | TRINKWASSERVERTEILSYSTEME | 0007-4278 (ZW 132-GW514-W534) | Ø 15 – 108 mm |
|  |  | INOXPRES RANGE OF STAINLESS STEEL FITTINGS | 1710345 | Ø 15 – 108 mm |
|  |  | SYSTÈMES DE CANALISATIONS DE DISTRIBUTION D'EAU - SYSTÈME INOXPRES | 79-2217 | Ø 15 – 108 mm |
|  |  | ATTESTATION DE CONFORMITE SANITAIRE - SYSTÈME INOXPRES | 18 ACC LY 875 | Ø 15 – 108 mm |
|  |  | PRESFITTINGS TIL RUSTFRI STÅLRØR INOXPRES RUSTFRI STÅLRØR TIL BRUGSVANDSINSTALLATIONER I BYGNING OG JORD INOXPRES | VA 1.22/19224 VA 1.12/18410 | Ø 15 – 108 mm |
|  |  | INOXPRES PIPES INOXPRES FITTINGS | 02/00014 03/00127 | Ø 15 – 108 mm |
|  |  | PRESSKOPPLINGAR FÖR ROSTFRIA STÅLRÖR | 1174/99 | Ø 15 – 108 mm |
|  |  | STAINLESS STEEL PRESS FITTING - INOXPRES® - (WATER SUPPLY) STAINLESS STEEL TUBE - INOXPRES® - (WATER SUPPLY) | K40834/05 K40835/04 | Ø 15 – 108 mm |
|  |  | INOXPRES PRESSFITTINGSYSTEM I RUSTFRITT STÅL | Nr. 1623 | Ø 15 – 108 mm |
|  |  | INOXPRES PRESSFITTING SYSTEM | POCC IT. AM05.H05079 | Ø 15 – 108 mm |
|  |  | STAINLESS STEEL INOXPRES CRIMP FITTINGS (WATER SUPPLY) | TEST REPORT ZH 173 | Ø 15 – 108 mm |
|  |  | ROZSDAMENTES ACÉL CSÖVEK ÉS PRÉSIDOMOK INOXPRES | A-42/2017 | Ø 15 – 108 mm |
|  |  | INOXPRES ELNEVEZÉSŰ FITTINGEK Ø 15-108 MM | KEF-4416-2/2016 | Ø 15 – 108 mm |
|  |  | LACZNIKI ZAPRASOWYWANE ZE STALI SYSTEMU INOXPRES I STEELPRES DO LACZENIA RUR ZE STALI | ITB-KOT-2019/1222 | Ø 15 – 108 mm |
|  |  | ATEST HIGIENICZNY - INOXPRES | B-BK-60210-0051/20 | Ø 15 – 108 mm |
|  |  | RURY I KSZTAŁTKI DN 20 DO DN 65, ZE STALI NIERDZEWNEJ, SYSTEM INOXPRES | AT-1106-0269/2010/2015 | Ø 22 – 76,1 mm |
|  |  | SYSTEM OF STAINLESS STEEL PIPES AND STAINLESS COMPRESSING FITTINGS INOXPRES | 202/C5/2019/B-01337-19 | Ø 15 – 108 mm |
|  |  | RACCORDI A PRESSARE IN ACCIAIO INOSSIDABILE / STAINLESS STEEL PRESSFITTINGS PRODOTTI E COMPONENTI UTILIZZATI A CONTATTO CON ACQUA POTABILE PRODUCT AND ELEMENTS IN CONTACT WITH DRINKING WATER | ICIM-CAP-009671-00 | Ø 15 – 168,3 mm |
|  |  | WATER SUPPLY - METALLIC FITTINGS AND END CONNECTORS; STAINLESS STEEL PIPES AND TUBE FOR PRESSURE APPLICATIONS | WMK25928 WMK25929 | Ø 15 – 108 mm |

Certificazioni / Certifications

SETTORE NAVALE / SHIPYARD SECTOR

| | | | | |
|--|--|--|------------------------|---------------|
| | | MECHANICAL JOINTS COMPRESSION COUPLINGS PRESSTYPE | 38058/B0 BV | Ø 15 – 108 mm |
| | | TUBE FITTINGS - INOXPRES | TAP000017J | Ø 15 – 108 mm |
| | | PRESS FIT SYSTEM OF COMPRESSION TYPE FOR PIPING SYSTEMS | 15/20055 (E1) | Ø 15 – 108 mm |
| | | INOXPRES PIPE PENETRATION (STANDARD FIRE TEST) Ø 15-108 MM | MED 1650182 | Ø 15 – 108 mm |
| | | GIUNTI MECCANICI PER TUBOLATURE - INOXPRES MECHANICAL JOINTS FOR PIPES - INOXPRES | MAC 216718CS/002 - 003 | Ø 15 – 108 mm |
| | | INOXPRES, PIPING SYSTEM AND FITTING | 19-GE1920310-PDA | Ø 15 – 108 mm |
| | | INOXPRES, MECHANICAL JOINTS | ML 20PTB00014 | Ø 15 – 108 mm |

Campi di applicazione / Fields of application



Acqua potabile
Potable water



Riscaldamento
Heating



Raffrescamento
Cooling



Acque di processo
Process water



Aria compressa
Compressed air



Antincendio
Fire protection systems

inoxPRES O-ring EPDM

Nero | Black | Schwarz | Noir | Negro



Un marchio di qualità per i materiali a contatto con l'acqua potabile

A QUALITY BRAND FOR MATERIALS COMING IN CONTACT WITH DRINKING WATER

ICIM attesta che gli oggetti prodotti e/o commercializzati dall'Organizzazione **Raccorderie Metalliche S.p.A.:**

- Tubi e raccordi a pressare in acciaio inox (inoxPRES);
- Tubi e raccordi a pressare in rame e bronzo (aesPRES);
- Tubi e raccordi a pressare in cupronickel (marinePRES);
- Raccordi a saldare in acciaio inox;

sono idonei al contatto con acqua potabile destinata al consumo umano. (riferimento D.M. n.174 del 6 aprile 2004)



ICIM certifies that the products manufactured and/or marketed by **Raccorderie Metalliche S.p.A.:**

- Stainless steel pipes and pressfittings (inoxPRES);
- Copper and bronze pipes and pressfittings (aesPRES);
- Cupronickel pipes and pressfittings (marinePRES);
- Welding fittings in stainless steel;

are suitable for contact with drinking water intended for human consumption.

(Re: Ministerial Decree No. 174 dated 6 April 2004)

inoxPRES®





116/200 6 m **≤54 B 30 31**
76÷108 B 30 32

TUBO IN ACCIAIO INOSSIDABILE

- STAINLESS STEEL PIPE
- EDELSTAHL ROHR
- TUBE EN ACIER INOXYDABLE
- TUBO DE ACERO INOXIDABLE

NORM: EN 10217-7 (DIN 17455) - EN 10312

Mat. Nr.: 1.4404 (AISI 316L) L=6 m
Crudo - Not annealed - Ungeglüht - Non-hypertrempé - Crudo

| CODE | Dimensions mm x mm | ∅ int mm | L m | kg/m | Volume l/m | Minimum package m | Bundle m | €/m |
|-----------|-----------------------|-------------|--------|-------|---------------|----------------------|-------------|-----|
| 116015200 | 15 x 1,0 | 13 | 6 | 0,351 | 0,133 | 60 | 1014 | - |
| 116018200 | 18 x 1,0 | 16 | 6 | 0,426 | 0,201 | 60 | 1014 | - |
| 116022200 | 22 x 1,2 | 19,6 | 6 | 0,625 | 0,302 | 60 | 762 | - |
| 116028200 | 28 x 1,2 | 25,6 | 6 | 0,805 | 0,514 | 30 | 546 | - |
| 116035200 | 35 x 1,5 | 32 | 6 | 1,258 | 0,804 | 30 | 546 | - |
| 116042200 | 42 x 1,5 | 39 | 6 | 1,521 | 1,194 | 30 | 366 | - |
| 116054200 | 54 x 1,5 | 51 | 6 | 1,972 | 2,042 | 30 | 366 | - |
| 116076200 | 76,1 x 2,0 | 72,1 | 6 | 3,711 | 4,080 | 6 | 114 | - |
| 116088200 | 88,9 x 2,0 | 84,9 | 6 | 4,352 | 5,660 | 6 | 114 | - |
| 116108200 | 108 x 2,0 | 104 | 6 | 5,308 | 8,490 | 6 | 114 | - |



116/Oversize 6 m **B 30 36**

TUBO IN ACCIAIO INOSSIDABILE

- STAINLESS STEEL PIPE
- EDELSTAHL ROHR
- TUBE EN ACIER INOXYDABLE
- TUBO DE ACERO INOXIDABLE

NORM: EN 10217-7 (DIN 17455) - EN 10312

Mat. Nr.: 1.4404 (AISI 316L) L=6 m
Crudo - Not annealed - Ungeglüht - Non-hypertrempé - Crudo

| CODE | Dimensions mm x mm | ∅ int mm | L m | kg/m | Volume l/m | Minimum package m | Bundle m | €/m |
|------------|-----------------------|-------------|--------|--------|---------------|----------------------|-------------|-----|
| 116139200* | 139,7 x 2,0 | 135,7 | 6 | 6,896 | 14,460 | 6 | 60 | - |
| 116168200* | 168,3 x 2,0 | 164,3 | 6 | 8,328 | 21,200 | 6 | 60 | - |
| 116139260 | 139,7 x 2,6 | 134,5 | 6 | 8,926 | 14,208 | 6 | 60 | - |
| 116168260 | 168,3 x 2,6 | 163,1 | 6 | 10,788 | 20,893 | 6 | 60 | - |

[*]: non certificato DVGW - not certified DVGW - keine Zertifizierung DVGW - pas certifié DVGW - DVGW no certificado

**116/203 3 m**

≤54 B 30 31

76÷108 B 30 32

**TUBO IN ACCIAIO
INOSSIDABILE**

- STAINLESS STEEL PIPE
- EDELSTAHL ROHR
- TUBE EN ACIER INOXYDABLE
- TUBO DE ACERO INOXIDABLE

NORM: EN 10217-7 (DIN 17455) - EN 10312**Mat. Nr.: 1.4404 (AISI 316L) L=3 m****Crudo - Not annealed - Ungelüht - Non-hypertrempé - Crudo**

| CODE | Dimensions mm x mm | Ø int mm | L m | kg/m | Volume l/m | Minimum package m | €/m |
|-----------|-----------------------|-------------|--------|-------|---------------|----------------------|-----|
| 116015203 | 15 x 1,0 | 13 | 3 | 0,351 | 0,133 | 60 | - |
| 116018203 | 18 x 1,0 | 16 | 3 | 0,426 | 0,201 | 60 | - |
| 116022203 | 22 x 1,2 | 19,6 | 3 | 0,625 | 0,302 | 36 | - |
| 116028203 | 28 x 1,2 | 25,6 | 3 | 0,805 | 0,514 | 30 | - |
| 116035203 | 35 x 1,5 | 32 | 3 | 1,258 | 0,804 | 18 | - |
| 116042203 | 42 x 1,5 | 39 | 3 | 1,521 | 1,194 | 12 | - |
| 116054203 | 54 x 1,5 | 51 | 3 | 1,972 | 2,042 | 12 | - |
| 116076203 | 76,1 x 2,0 | 72,1 | 3 | 3,711 | 4,080 | 6 | - |
| 116088203 | 88,9 x 2,0 | 84,9 | 3 | 4,352 | 5,660 | 6 | - |
| 116108203 | 108 x 2,0 | 104 | 3 | 5,308 | 8,490 | 6 | - |

**116/300 6 m**

≤54 B 30 31

76÷108 B 30 32

**TUBO IN ACCIAIO
INOSSIDABILE**

- STAINLESS STEEL PIPE
- EDELSTAHL ROHR
- TUBE EN ACIER INOXYDABLE
- TUBO DE ACERO INOXIDABLE

NORM: EN 10217-7 (DIN 17455) - EN 10312**Mat. Nr.: 1.4404 (AISI 316L) L=6 m****Ricotto - Annealed - Geglüht - Hypertrempé - Recocido**


| CODE | Dimensions mm x mm | Ø int mm | L m | kg/m | Volume l/m | Minimum package m | Bundle m | €/m |
|-----------|-----------------------|-------------|--------|-------|---------------|----------------------|-------------|-----|
| 116015300 | 15 x 1,0 | 13 | 6 | 0,351 | 0,133 | 60 | 1014 | - |
| 116018300 | 18 x 1,0 | 16 | 6 | 0,426 | 0,201 | 60 | 1014 | - |
| 116022300 | 22 x 1,2 | 19,6 | 6 | 0,625 | 0,302 | 60 | 762 | - |
| 116028300 | 28 x 1,2 | 25,6 | 6 | 0,805 | 0,514 | 30 | 546 | - |
| 116035300 | 35 x 1,5 | 32 | 6 | 1,258 | 0,804 | 30 | 546 | - |
| 116042300 | 42 x 1,5 | 39 | 6 | 1,521 | 1,194 | 30 | 366 | - |
| 116054300 | 54 x 1,5 | 51 | 6 | 1,972 | 2,042 | 30 | 366 | - |
| 116076300 | 76,1 x 2,0 | 72,1 | 6 | 3,711 | 4,080 | 6 | 114 | - |
| 116088300 | 88,9 x 2,0 | 84,9 | 6 | 4,352 | 5,660 | 6 | 114 | - |
| 116108300 | 108 x 2,0 | 104 | 6 | 5,308 | 8,490 | 6 | 114 | - |

**116/030 6 m****B 30 33****TUBO IN ACCIAIO INOSSIDABILE**

- STAINLESS STEEL PIPE
- EDELSTAHL ROHR
- TUBE EN ACIER INOXYDABLE
- TUBO DE ACERO INOXIDABLE

NORM: EN 10217-7 (DIN 17455) - EN 10312

Mat. Nr.: 1.4521 (AISI 444) L=6 m
Ricotto - Annealed - Geglüht - Hypertrempe - Recocido

| CODE | Dimensions mm x mm | ∅ int mm | L m |  kg/m | Volume l/m | Minimum package m | Bundle m | €/m |
|------------------|-----------------------|-------------|--------|--|---------------|----------------------|-------------|-----|
| 116015030 | 15 x 1,0 | 13 | 6 | 0,351 | 0,133 | 60 | 1014 | - |
| 116018030 | 18 x 1,0 | 16 | 6 | 0,426 | 0,201 | 60 | 1014 | - |
| 116022030 | 22 x 1,2 | 19,6 | 6 | 0,625 | 0,302 | 60 | 762 | - |
| 116028030 | 28 x 1,2 | 25,6 | 6 | 0,805 | 0,514 | 30 | 546 | - |
| 116035030 | 35 x 1,5 | 32 | 6 | 1,258 | 0,804 | 30 | 546 | - |
| 116042030 | 42 x 1,5 | 39 | 6 | 1,521 | 1,194 | 30 | 366 | - |
| 116054030 | 54 x 1,5 | 51 | 6 | 1,972 | 2,042 | 30 | 366 | - |

NOTA / NOTE

Per le specifiche certificazioni delle tubazioni in ogni singolo paese, vedere sito web raccorderiemetalliche.com

For pipes certification's details of each country, please check our website raccorderiemetalliche.com

Die für jedes einzelne Land spezifischen Zertifizierungen der Rohre finden Sie auf die Website raccorderiemetalliche.com

Pour toute certification de tubes dans chaque pays, voir le site internet raccorderiemetalliche.com

Para conocer las certificaciones específicas de las tuberías en cada país, consulte el sitio web raccorderiemetalliche.com

**114/200 6 m****≤54 B 30 34****76÷108 B 30 35****TUBO IN ACCIAIO
INOSSIDABILE**

- STAINLESS STEEL PIPE
- EDELSTAHL ROHR
- TUBE EN ACIER INOXYDABLE
- TUBO DE ACERO INOXIDABLE

NORM: EN 10217-7 (DIN 17455) - EN 10312
NOTE: Paese Italia - conforme al DM 174 per
 veicolazione acqua potabile;
 Italy country - according to DM 174 for
 drinking water transport;

Mat. Nr.: 1.4301 (AISI 304) L=6 m
Crudo - Not annealed - Ungeglüht - Non-hypertrempé - Crudo

| CODE | Dimensions mm x mm | Ø int mm | L m |  kg/m | Volume l/m | Minimum package m | Bundle m | €/m |
|-----------|-----------------------|-------------|--------|--|---------------|----------------------|-------------|-----|
| 114015200 | 15 x 1,0 | 13 | 6 | 0,351 | 0,133 | 60 | 1014 | - |
| 114018200 | 18 x 1,0 | 16 | 6 | 0,426 | 0,201 | 60 | 1014 | - |
| 114022200 | 22 x 1,2 | 19,6 | 6 | 0,625 | 0,302 | 60 | 762 | - |
| 114028200 | 28 x 1,2 | 25,6 | 6 | 0,805 | 0,514 | 30 | 546 | - |
| 114035200 | 35 x 1,5 | 32 | 6 | 1,258 | 0,804 | 30 | 546 | - |
| 114042200 | 42 x 1,5 | 39 | 6 | 1,521 | 1,194 | 30 | 366 | - |
| 114054200 | 54 x 1,5 | 51 | 6 | 1,972 | 2,042 | 30 | 366 | - |
| 114076200 | 76,1 x 2,0 | 72,1 | 6 | 3,711 | 4,080 | 6 | 114 | - |
| 114088200 | 88,9 x 2,0 | 84,9 | 6 | 4,352 | 5,660 | 6 | 114 | - |
| 114108200 | 108 x 2,0 | 104 | 6 | 5,308 | 8,490 | 6 | 114 | - |



156

A 50 50

COLLARE PER TUBO INOXPRES

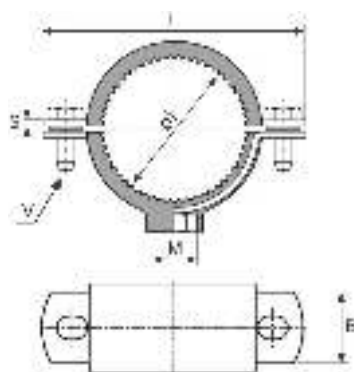
- CLAMP FOR INOXPRES PIPE
- ROHRSCHELLE FÜR INOXPRES ROHR
- COLLIER POUR TUBE INOXPRES
- ABRAZADERA PARA TUBO INOXPRES

MATERIAL: AISI 304 - 1.4301

NOTE: dado saldato con puntatura elettrica spot welded nut

| CODE | DN mm | M | F Lg x Sp mm | V mm | L mm | g | | | € |
|-----------|-------|------|--------------|----------|------|-----|---|-----|---|
| 156015304 | 15 | M 8 | 20 x 2,5 | M 6 x 20 | 48 | 52 | 1 | 50* | - |
| 156308304 | 18 | M 8 | 20 x 2,5 | M 6 x 20 | 53,5 | 58 | 1 | 50* | - |
| 156102304 | 22 | M 8 | 20 x 2,5 | M 6 x 20 | 58 | 62 | 1 | 50* | - |
| 156304304 | 28 | M 8 | 20 x 2,5 | M 6 x 20 | 63,5 | 68 | 1 | 50* | - |
| 156100304 | 35 | M 8 | 20 x 2,5 | M 6 x 20 | 70 | 76 | 1 | 50* | - |
| 156114304 | 42 | M 8 | 20 x 2,5 | M 6 x 20 | 79 | 88 | 1 | 50* | - |
| 156054304 | 54 | M 8 | 20 x 2,5 | M 6 x 25 | 94 | 102 | 1 | 50* | - |
| 156212304 | 76,1 | M 10 | 30 x 2,5 | M 6 x 25 | 115 | 200 | 1 | 20* | - |
| 156300304 | 88,9 | M 10 | 30 x 2,5 | M 6 x 25 | 128 | 221 | 1 | 20* | - |
| 156108304 | 108 | M 10 | 30 x 2,5 | M 6 x 25 | 149 | 252 | 1 | 20* | - |

[*] unità minima di vendita / minimum selling quantity



Conforme a
 Conform to
 Entsprechend
 Correspondant
 Conforme a la

DIN 4109

156/G

A 50 50

COLLARE GOMMA PER TUBO INOXPRES

- CLAMP WITH RUBBER FOR INOXPRES PIPE
- ROHRSCHELLE MIT GUMMIEINLAGE FÜR INOXPRES ROHR
- COLLIER DE FIXATION GARNITURE ISOPHONIQUE POUR TUBE INOXPRES
- ABRAZADERA ISOFÓNICA PARA TUBO INOXPRES

MATERIAL: AISI 304 - 1.4301

VULCANIZED RUBBER:

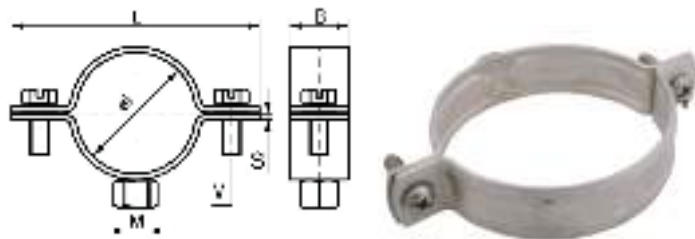
EPDM [-20° C/+120° C]
 durezza/hardness
 55 Shore

NOTE: dado saldato con puntatura elettrica spot welded nut

| CODE | DN mm | M | V mm | B mm | S mm | L mm | g | | € | |
|---------------|-------|----------|----------|------|------|------|-----|---|-----|---|
| 156150304G | 15 | M 8 | M 6 x 20 | 20 | 2,5 | 58 | 72 | 1 | 50* | - |
| 156308304G | 18 | M 8 | M 6 x 20 | 20 | 2,5 | 58 | 76 | 1 | 50* | - |
| 156102304G | 22 | M 8 | M 6 x 20 | 20 | 2,5 | 63,5 | 86 | 1 | 50* | - |
| 156304304G | 28 | M 8 | M 6 x 20 | 20 | 2,5 | 70 | 94 | 1 | 50* | - |
| 156100304G | 35 | M 8 | M 6 x 20 | 20 | 2,5 | 79 | 112 | 1 | 50* | - |
| 156114304G | 42 | M 8 | M 6 x 20 | 20 | 2,5 | 85 | 120 | 1 | 50* | - |
| 156112304G | 54 | M 8 | M 6 x 25 | 20 | 2,5 | 97 | 142 | 1 | 50* | - |
| 156212304G | 76,1 | M 10 | M 6 x 25 | 30 | 2,5 | 128 | 308 | 1 | 10* | - |
| 156300304G | 88,9 | M 10 | M 6 x 25 | 30 | 2,5 | 148 | 346 | 1 | 10* | - |
| 156108316G ** | 108 | M 8 / 10 | M 6 x 25 | 20 | 2 | 168 | 200 | 1 | 10* | - |

[*] unità minima di vendita / minimum selling quantity

[**] Gomma staccabile - Detachable rubber - Abnehmbare Gummi - Caoutchouc amovible - Goma desmontable
 AISI 316 / 1.4401 (famiglia / family A 50 51)

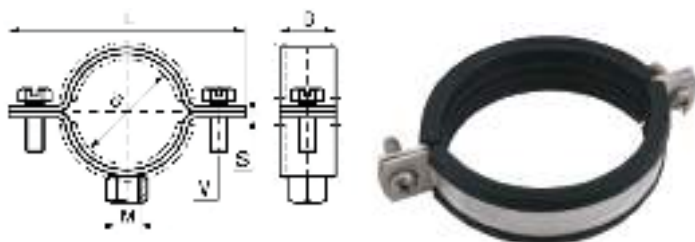
**156/316L****A 50 51****COLLARE FISSAGGIO TUBO - SERIE PESANTE**

- CLAMP - HEAVY SERIES
- ROHRSCHELLE - SCHWERE SERIE
- COLLIER DE FIXATION - SÉRIE LOURDE
- ABRAZADERA - SERIE PESADA

MATERIAL: AISI 316L - 1.4404**NOTE:** dado saldato con puntatura elettrica
spot welded nut

| CODE | DN mm | M | V mm | B mm | S mm | L mm |  |  | € |
|------------------|----------|-----|----------|---------|---------|---------|---|---|---|
| 156500316 | 139,7 | M10 | M 6 x 25 | 20 | 2,5 | 179 | 210 | 10* | - |
| 156600316 | 168,3 | M10 | M 6 x 25 | 20 | 2,5 | 203 | 240 | 10* | - |

[*] unità minima di vendita / minimum selling quantity

**156/316L G****A 50 51****COLLARE CON GOMMA - SERIE PESANTE**

- CLAMP WITH RUBBER - HEAVY SERIES
- ROHRSCHELLE MIT GUMMIEINLAGE - SCHWERE SERIE
- COLLIER DE FIXATION GARNITURE ISOPHONIQUE - SÉRIE LOURDE
- ABRAZADERA ISOFÓNICA - SERIE PESADA

MATERIAL: AISI 316L - 1.4404**VULCANIZED RUBBER:**EPDM [-20°
C/+120° C]
durezza/hardness
55 Shore**NOTE:** dado saldato con puntatura elettrica
spot welded nut

| CODE | DN mm | M | V mm | B mm | S mm | L mm |  |  | € |
|-------------------|----------|-----|----------|---------|---------|---------|---|---|---|
| 156500316G | 139,7 | M10 | M 6 x 25 | 20 | 2,5 | 179 | 250 | 10* | - |
| 156600316G | 168,3 | M10 | M 8 x 35 | 25 | 2,5 | 233 | 470 | 10* | - |

[*] unità minima di vendita / minimum selling quantity



181/150

≤54 B 10 11
 76÷108 B 10 12

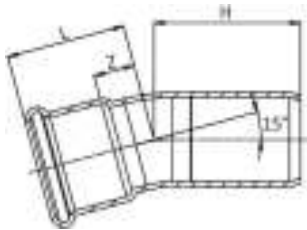
CURVA 15° FF

- 15° ELBOW FF
- BOGEN 15° II
- COUDE FF 15°
- CURVA 15° HH

MATERIAL: AISI 316L - 1.4404

O-RING: EPDM nero - black - Schwarz - noir - negro

| CODE | De mm | L mm | Z mm | | | | € |
|------------|-------|-------|------|------|----|-----|---|
| 181015150 | 15 | 30 | 10 | 50 | 20 | 300 | - |
| 181018150 | 18 | 32 | 12 | 52 | 20 | 300 | - |
| 181022150 | 22 | 33 | 12 | 82 | 20 | 100 | - |
| 181028150 | 28 | 36 | 13 | 112 | 10 | 100 | - |
| 181035150 | 35 | 37 | 11 | 123 | 10 | 60 | - |
| 181042150 | 42 | 42 | 12 | 175 | 4 | 40 | - |
| 181054150 | 54 | 49 | 12 | 268 | 2 | 20 | - |
| 181076150C | 76,1 | 87,5 | 32,5 | 777 | 2 | 2 | - |
| 181088150C | 88,9 | 100,5 | 40,5 | 1032 | 2 | 2 | - |
| 181108150C | 108 | 109,5 | 34,5 | 1412 | 2 | 2 | - |



181/151

≤54 B 10 11
 76÷108 B 10 12

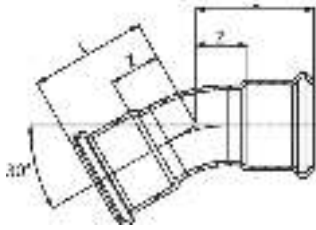
CURVA 15° MF

- 15° ELBOW MF
- BOGEN 15° IA
- COUDE MF 15°
- CURVA 15° HM

MATERIAL: AISI 316L - 1.4404

O-RING: EPDM nero - black - Schwarz - noir - negro

| CODE | De mm | L mm | H mm | Z mm | | | | € |
|------------|-------|-------|-------|------|------|----|-----|---|
| 181015151 | 15 | 30 | 40 | 10 | 50 | 20 | 300 | - |
| 181022151 | 22 | 33 | 41 | 12 | 82 | 20 | 100 | - |
| 181028151 | 28 | 36 | 43 | 13 | 112 | 10 | 100 | - |
| 181035151 | 35 | 37 | 41 | 11 | 133 | 10 | 60 | - |
| 181042151 | 42 | 42 | 55,5 | 12 | 165 | 4 | 40 | - |
| 181054151 | 54 | 49 | 55 | 13 | 293 | 2 | 20 | - |
| 181076151C | 76,1 | 87,5 | 95,5 | 32,5 | 743 | 2 | 2 | - |
| 181088151C | 88,9 | 100,5 | 108,5 | 40,5 | 988 | 2 | 2 | - |
| 181108151C | 108 | 109,5 | 118 | 34,5 | 1332 | 2 | 2 | - |

**181/300**




≤54 B 10 11

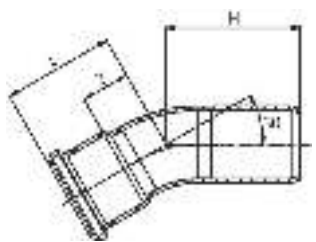
76÷108 B 10 12

CURVA 30° FF

- 30° ELBOW FF
- BOGEN 30° II
- COUDE FF 30°
- CURVA 30° HH

MATERIAL: AISI 316L - 1.4404**O-RING:** EPDM nero - black - Schwarz - noir - negro

| CODE | De mm | L mm | Z mm |  |  |  | € |
|-----------|----------|---------|---------|---|---|---|---|
| 181015300 | 15 | 33 | 13 | 50 | 20 | 300 | - |
| 181018300 | 18 | 32 | 12 | 52 | 20 | 300 | - |
| 181022300 | 22 | 37 | 16 | 82 | 20 | 100 | - |
| 181028300 | 28 | 41 | 18 | 112 | 10 | 100 | - |
| 181035300 | 35 | 37 | 11 | 123 | 10 | 60 | - |
| 181042300 | 42 | 44 | 14 | 175 | 4 | 40 | - |
| 181054300 | 54 | 52 | 17 | 268 | 2 | 20 | - |
| 181076300 | 76,1 | 100 | 55 | 900 | 2 | 2 | - |
| 181088300 | 88,9 | 115 | 64 | 1250 | 2 | 2 | - |
| 181108300 | 108 | 127 | 68 | 1700 | 2 | 2 | - |

**181/301**




≤54 B 10 11

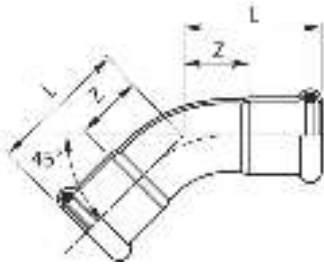
76÷108 B 10 12

CURVA 30° MF

- 30° ELBOW MF
- BOGEN 30° IA
- COUDE MF 30°
- CURVA 30° HM

MATERIAL: AISI 316L - 1.4404**O-RING:** EPDM nero - black - Schwarz - noir - negro

| CODE | De mm | L mm | H mm | Z mm |  |  |  | € |
|-----------|----------|---------|---------|---------|--|---|---|---|
| 181015301 | 15 | 33 | 43 | 13 | 50 | 20 | 300 | - |
| 181022301 | 22 | 37 | 46 | 16 | 82 | 20 | 100 | - |
| 181028301 | 28 | 41 | 48 | 18 | 112 | 10 | 100 | - |
| 181035301 | 35 | 37 | 46 | 11 | 133 | 10 | 60 | - |
| 181042301 | 42 | 44 | 54 | 14 | 195 | 4 | 40 | - |
| 181054301 | 54 | 52 | 63 | 17 | 293 | 2 | 20 | - |
| 181076301 | 76,1 | 100 | 108 | 55 | 900 | 2 | 2 | - |
| 181088301 | 88,9 | 115 | 123 | 64 | 1250 | 2 | 2 | - |
| 181108301 | 108 | 127 | 136 | 68 | 1700 | 2 | 2 | - |



181/450

CURVA 45° FF

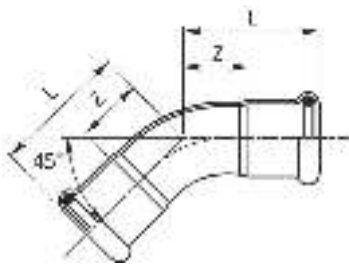
- 45° ELBOW FF
- BOGEN 45° II
- COUDE FF 45°
- CURVA 45° HH

MATERIAL: AISI 316L - 1.4404

O-RING: EPDM nero - black - Schwarz - noir - negro

≤54 **B 10 11**
 76÷108 **B 10 12**
 ≥139 **B 10 17**

| CODE | De mm | Radius | L mm | Z mm | | | | € |
|-----------|-------|--------|-------|------|------|----|-----|---|
| 181015450 | 15 | 1,5 De | 36 | 16 | 50 | 20 | 300 | - |
| 181018450 | 18 | 1,5 De | 37 | 17 | 64 | 20 | 300 | - |
| 181022450 | 22 | 1,5 De | 41 | 20 | 82 | 20 | 100 | - |
| 181028450 | 28 | 1,5 De | 47 | 24 | 112 | 10 | 100 | - |
| 181035450 | 35 | 1,2 De | 43 | 17 | 127 | 10 | 60 | - |
| 181042450 | 42 | 1,2 De | 51 | 21 | 177 | 4 | 40 | - |
| 181054450 | 54 | 1,2 De | 62 | 30 | 273 | 2 | 20 | - |
| 181076450 | 76,1 | 1,2 De | 131,5 | 76,5 | 900 | 2 | 2 | - |
| 181088450 | 88,9 | 1,2 De | 144 | 84 | 1250 | 2 | 2 | - |
| 181108450 | 108 | 1,2 De | 169 | 94 | 1700 | 2 | 2 | - |
| 181139450 | 139,7 | - | 203 | 108 | 3052 | 1 | 1 | - |
| 181168450 | 168,3 | - | 252 | 139 | 4556 | 1 | 1 | - |



181/450 C

CURVA 45° FF - RAGGIO STRETTO

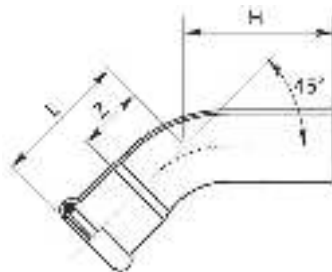
- 45° ELBOW FF - SHORT RADIUS
- BOGEN 45° II - KURZER RADIUS
- COUDE FF 45° - RAYON COURT
- CURVA 45° HH - RADIO CORTO

MATERIAL: AISI 316L - 1.4404

O-RING: EPDM nero - black - Schwarz - noir - negro




B 10 11

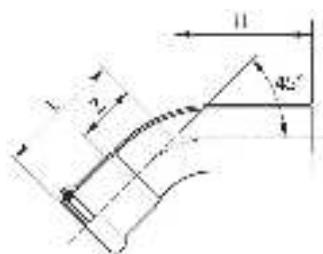
| CODE | De mm | Radius | L mm | Z mm | | | | € |
|------------|-------|--------|------|------|----|----|-----|---|
| 181015450C | 15 | 1,2 De | 27,5 | 7,5 | 39 | 20 | 400 | - |
| 181018450C | 18 | 1,2 De | 29,5 | 9,5 | 48 | 20 | 300 | - |
| 181022450C | 22 | 1,2 De | 32 | 11 | 63 | 20 | 200 | - |
| 181028450C | 28 | 1,2 De | 37 | 14 | 90 | 10 | 100 | - |

**181/451****CURVA 45° MF**

- 45° ELBOW MF
- BOGEN 45° IA
- COUDE MF 45°
- CURVA 45° HM




MATERIAL: AISI 316L - 1.4404**O-RING:** EPDM nero - black - Schwarz - noir - negro≤54 **B 10 11**76÷108 **B 10 12**≥139 **B 10 17**

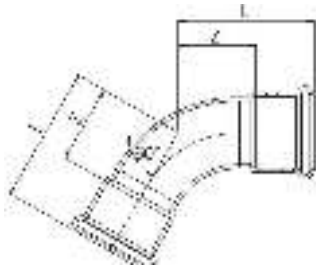
| CODE | De mm | Radius | L mm | H mm | Z mm |  |  |  | € |
|-----------|----------|--------|---------|---------|---------|---|---|---|---|
| 181015451 | 15 | 1,5 De | 36 | 49 | 16 | 50 | 20 | 300 | - |
| 181018451 | 18 | 1,5 De | 37 | 43 | 17 | 64 | 20 | 300 | - |
| 181022451 | 22 | 1,5 De | 41 | 48 | 20 | 82 | 20 | 100 | - |
| 181028451 | 28 | 1,5 De | 47 | 54,5 | 22 | 112 | 10 | 100 | - |
| 181035451 | 35 | 1,2 De | 43 | 57,5 | 17 | 132 | 10 | 60 | - |
| 181042451 | 42 | 1,2 De | 51 | 72 | 21 | 196 | 4 | 40 | - |
| 181054451 | 54 | 1,2 De | 62 | 82 | 26 | 296 | 2 | 20 | - |
| 181076451 | 76,1 | 1,2 De | 131,5 | 149 | 76,5 | 900 | 2 | 2 | - |
| 181088451 | 88,9 | 1,2 De | 144 | 159 | 84 | 1250 | 2 | 2 | - |
| 181108451 | 108 | 1,2 De | 169 | 199 | 94 | 1700 | 2 | 2 | - |
| 181139451 | 139,7 | - | 203 | 210 | 108 | 2947 | 1 | 1 | - |
| 181168451 | 168,3 | - | 252 | 261 | 139 | 4346 | 1 | 1 | - |

**181/451 C****CURVA 45° MF - RAGGIO STRETTO**

- 45° ELBOW MF - SHORT RADIUS
- BOGEN 45° IA - KURZER RADIUS
- COUDE MF 45° - RAYON COURT
- CURVA 45° HM - RADIO CORTO

MATERIAL: AISI 316L - 1.4404**O-RING:** EPDM nero - black - Schwarz - noir - negro**B 10 11**

| CODE | De mm | Radius | L mm | H mm | Z mm |  |  |  | € |
|------------|----------|--------|---------|---------|---------|---|---|---|---|
| 181015451C | 15 | 1,2 De | 27,5 | 36 | 7,5 | 38 | 20 | 400 | - |
| 181018451C | 18 | 1,2 De | 29,5 | 38 | 9,5 | 47 | 20 | 300 | - |
| 181022451C | 22 | 1,2 De | 32 | 42 | 11 | 63 | 20 | 200 | - |
| 181028451C | 28 | 1,2 De | 37 | 46 | 14 | 90 | 10 | 100 | - |



181/600

≤54 B 10 11
76÷108 B 10 12

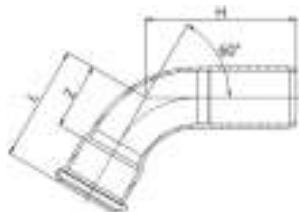
CURVA 60° FF

- 60° ELBOW FF
- BOGEN 60° II
- COUDE FF 60°
- CURVA 60° HH

MATERIAL: AISI 316L - 1.4404

O-RING: EPDM nero - black - Schwarz - noir - negro

| CODE | De mm | L mm | Z mm | | | | € |
|-----------|-------|-------|------|------|----|-----|---|
| 181015600 | 15 | 30,5 | 10,5 | 41 | 20 | 300 | - |
| 181018600 | 18 | 32 | 12 | 50 | 20 | 300 | - |
| 181022600 | 22 | 36 | 15 | 68 | 20 | 100 | - |
| 181028600 | 28 | 42 | 19 | 98 | 10 | 100 | - |
| 181035600 | 35 | 50 | 24 | 141 | 10 | 60 | - |
| 181042600 | 42 | 59 | 29 | 204 | 4 | 40 | - |
| 181054600 | 54 | 72,5 | 37 | 313 | 2 | 20 | - |
| 181076600 | 76,1 | 146,5 | 91,5 | 1178 | 2 | 2 | - |
| 181088600 | 88,9 | 162 | 102 | 1517 | 2 | 2 | - |
| 181108600 | 108 | 190 | 115 | 2194 | 2 | 2 | - |



181/601

≤54 B 10 11
76÷108 B 10 12

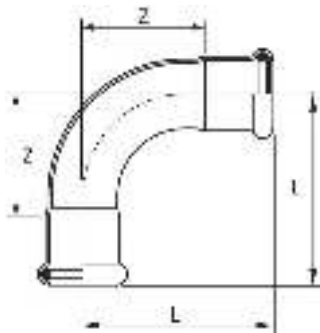
CURVA 60° MF

- 60° ELBOW MF
- BOGEN 60° IA
- COUDE MF 60°
- CURVA 60° HM

MATERIAL: AISI 316L - 1.4404

O-RING: EPDM nero - black - Schwarz - noir - negro

| CODE | De mm | L mm | H mm | Z mm | | | | € |
|-----------|-------|-------|------|------|------|----|-----|---|
| 181015601 | 15 | 30,5 | 39 | 10,5 | 40 | 20 | 300 | - |
| 181018601 | 18 | 32 | 41 | 12 | 50 | 20 | 300 | - |
| 181022601 | 22 | 36 | 46 | 15 | 68 | 20 | 100 | - |
| 181028601 | 28 | 42 | 51 | 19 | 98 | 10 | 100 | - |
| 181035601 | 35 | 50 | 64 | 24 | 149 | 10 | 60 | - |
| 181042601 | 42 | 59 | 80 | 29 | 220 | 4 | 40 | - |
| 181054601 | 54 | 72,5 | 92,5 | 37 | 332 | 2 | 20 | - |
| 181076601 | 76,1 | 146,5 | 164 | 91,5 | 1179 | 2 | 2 | - |
| 181088601 | 88,9 | 162 | 177 | 102 | 1503 | 2 | 2 | - |
| 181108601 | 108 | 190 | 205 | 115 | 2148 | 2 | 2 | - |

**181/900****CURVA 90° FF**

- 90° ELBOW FF
- BOGEN 90° II
- COUDE FF 90°
- CURVA 90° HH

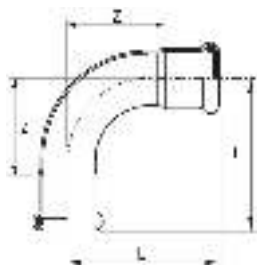
MATERIAL: AISI 316L - 1.4404**O-RING:** EPDM nero - black - Schwarz - noir - negro

≤54 B 10 11

76÷108 B 10 12

≥139 B 10 17

| CODE | De mm | Radius | L mm | Z mm | g | | | € |
|-----------|----------|--------|---------|---------|------|----|-----|---|
| 181015900 | 15 | 1,5 De | 50 | 30 | 58 | 20 | 300 | - |
| 181018900 | 18 | 1,5 De | 54 | 34 | 72 | 20 | 200 | - |
| 181022900 | 22 | 1,5 De | 60 | 39 | 102 | 10 | 100 | - |
| 181028900 | 28 | 1,5 De | 73 | 50 | 143 | 10 | 50 | - |
| 181035900 | 35 | 1,2 De | 68 | 42 | 162 | 5 | 50 | - |
| 181042900 | 42 | 1,2 De | 80 | 50 | 231 | 2 | 30 | - |
| 181054900 | 54 | 1,2 De | 100 | 64 | 367 | 2 | 18 | - |
| 181076900 | 76,1 | 1,2 De | 160 | 105 | 1150 | 2 | 2 | - |
| 181088900 | 88,9 | 1,2 De | 182 | 122 | 1580 | 2 | 2 | - |
| 181108900 | 108 | 1,2 De | 220 | 145 | 2250 | 2 | 2 | - |
| 181139900 | 139,7 | - | 314 | 219 | 4082 | 1 | 1 | - |
| 181168900 | 168,3 | - | 386 | 273 | 6059 | 1 | 1 | - |

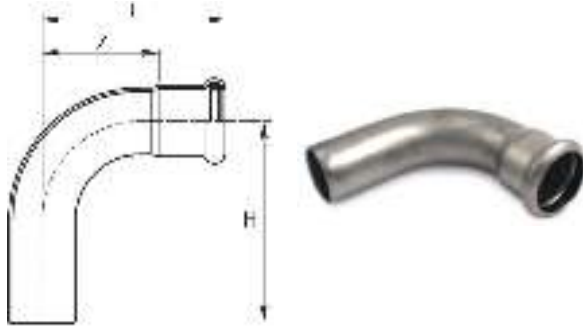
**181/900 C****CURVA 90° FF - RAGGIO STRETTO**

- 90° ELBOW FF - SHORT RADIUS
- BOGEN 90° II - KURZER RADIUS
- COUDE FF 90° - RAYON COURT
- CURVA 90° HH - RADIO CORTO

MATERIAL: AISI 316L - 1.4404**O-RING:** EPDM nero - black - Schwarz - noir - negro

B 10 11

| CODE | De mm | Radius | L mm | Z mm | g | | | € |
|------------|----------|--------|---------|---------|-----|----|-----|---|
| 181015900C | 15 | 1,2 De | 38 | 18 | 46 | 20 | 400 | - |
| 181018900C | 18 | 1,2 De | 41,5 | 21,5 | 58 | 20 | 300 | - |
| 181022900C | 22 | 1,2 De | 47 | 26 | 78 | 10 | 150 | - |
| 181028900C | 28 | 1,2 De | 56 | 33 | 116 | 10 | 100 | - |



181/901

≤54 B 10 11
76÷108 B 10 12
≥139 B 10 17

CURVA 90° MF - RAGGIO STRETTO

- 90° ELBOW MF - SHORT RADIUS
- BOGEN 90° IA - KURZER RADIUS
- COUDE MF 90° - RAYON COURT
- CURVA 90° HM - RADIO CORTO

MATERIAL: AISI 316L - 1.4404
O-RING: EPDM nero - black - Schwarz - noir - negro

| CODE | De mm | Radius | L mm | H mm | Z mm | g | | | € |
|-----------|-------|--------|------|------|------|------|----|-----|---|
| 181015901 | 15 | 1,5 De | 50 | 63 | 30 | 58 | 20 | 300 | - |
| 181018901 | 18 | 1,5 De | 54 | 63 | 34 | 72 | 20 | 200 | - |
| 181022901 | 22 | 1,5 De | 60 | 71 | 39 | 102 | 10 | 100 | - |
| 181028901 | 28 | 1,5 De | 73 | 81 | 50 | 143 | 10 | 50 | - |
| 181035901 | 35 | 1,2 De | 68 | 82 | 42 | 176 | 5 | 50 | - |
| 181042901 | 42 | 1,2 De | 80 | 101 | 50 | 253 | 2 | 30 | - |
| 181054901 | 54 | 1,2 De | 100 | 120 | 64 | 390 | 2 | 18 | - |
| 181076901 | 76,1 | 1,2 De | 160 | 180 | 105 | 1150 | 2 | 2 | - |
| 181088901 | 88,9 | 1,2 De | 182 | 197 | 122 | 1580 | 2 | 2 | - |
| 181108901 | 108 | 1,2 De | 220 | 236 | 145 | 2250 | 2 | 2 | - |
| 181139901 | 139,7 | - | 314 | 322 | 219 | 3984 | 1 | 1 | - |
| 181168901 | 168,3 | - | 386 | 395 | 273 | 5991 | 1 | 1 | - |



181/901 C

B 10 11

CURVA 90° MF - RAGGIO STRETTO

- 90° ELBOW MF - SHORT RADIUS
- BOGEN 90° IA - KURZER RADIUS
- COUDE MF 90° - RAYON COURT
- CURVA 90° HM - RADIO CORTO

MATERIAL: AISI 316L - 1.4404
O-RING: EPDM nero - black - Schwarz - noir - negro

| CODE | De mm | Radius | L mm | H mm | Z mm | g | | | € |
|------------|-------|--------|------|------|------|-----|----|-----|---|
| 181015901C | 15 | 1,2 De | 38 | 48 | 18 | 46 | 20 | 400 | - |
| 181018901C | 18 | 1,2 De | 41,5 | 48,5 | 21,5 | 56 | 20 | 300 | - |
| 181022901C | 22 | 1,2 De | 47 | 57 | 26 | 79 | 10 | 150 | - |
| 181028901C | 28 | 1,2 De | 56 | 64 | 33 | 115 | 10 | 100 | - |

Oversize!

AISI 316L Stainless Steel

5"-6"

Ø 139,7

Ø 168,3

DVGW **inoxPRES**

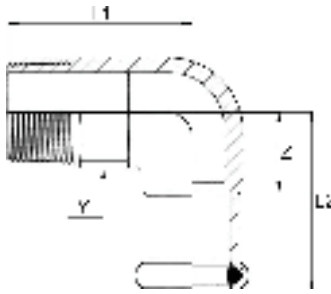


inoxPRES
Ø 168,3
316-L
14 1800



ROMO
RACCORDERE METALLICHE

B1011



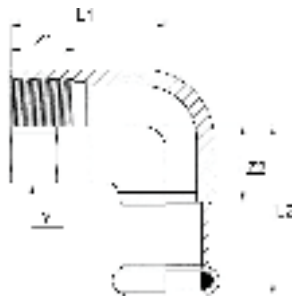
197

GOMITO MISTO 90° FILETTO M

- ELBOW ADAPTER 90° WITH MALE THREAD
- ÜBERGANGSWINKEL 90° AG
- EQUERRE 90° AVEC FILETAGE M
- CODO MACHO

MATERIAL: AISI 316L - 1.4404
O-RING: EPDM nero - black - Schwarz - noir - negro
THREAD: EN 10226-1 (ex ISO 7/1)

| CODE | De x R mm x inch | L1 mm | L2 mm | Z mm | Y mm | g | kg | box | € |
|-----------|---------------------|----------|----------|---------|---------|-----|----|-----|---|
| 197102015 | 15 x 1/2" | 37 | 36 | 16 | 22 | 87 | 10 | 200 | - |
| 197102018 | 18 x 1/2" | 37 | 36 | 16 | 22 | 93 | 10 | 200 | - |
| 197102022 | 22 x 1/2" | 41 | 37 | 16 | 22 | 106 | 10 | 100 | - |
| 197304022 | 22 x 3/4" | 44 | 43 | 22 | 28 | 164 | 10 | 100 | - |
| 197304028 | 28 x 3/4" | 44 | 45 | 22 | 28 | 195 | 5 | 50 | - |
| 197100028 | 28 x 1" | 56 | 50 | 27 | 36 | 332 | 5 | 50 | - |
| 197114035 | 35 x 1 1/4" | 63 | 76,5 | 50,5 | 46 | 476 | 5 | 40 | - |
| 197112042 | 42 x 1 1/2" | 67,5 | 80 | 50 | 50 | 533 | 2 | 30 | - |
| 197200054 | 54 x 2" | 78,5 | 91,5 | 56 | 65 | 899 | 2 | 20 | - |



198

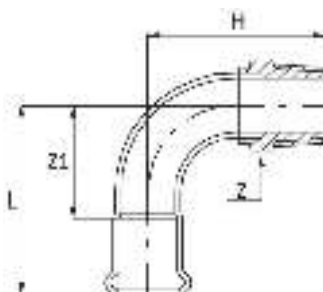
GOMITO MISTO 90° FILETTO F

- ELBOW ADAPTER 90° WITH FEMALE THREAD
- ÜBERGANGSWINKEL 90° IG
- EQUERRE 90° AVEC FILETAGE F
- CODO HEMBRA

MATERIAL: AISI 316L - 1.4404
O-RING: EPDM nero - black - Schwarz - noir - negro
THREAD: EN 10226-1 (ex ISO 7/1)

B1011

| CODE | De x Rp mm x inch | L1 mm | L2 mm | Z1 mm | Z2 mm | Y mm | g | kg | box | € |
|-----------|----------------------|----------|----------|----------|----------|---------|-----|----|-----|---|
| 198102015 | 15 x 1/2" | 33 | 36 | 15 | 16 | 24 | 92 | 10 | 100 | - |
| 198304015 | 15 x 3/4" | 38 | 42 | 19 | 22 | 30 | 139 | 10 | 100 | - |
| 198102018 | 18 x 1/2" | 33 | 36 | 15 | 16 | 24 | 99 | 10 | 100 | - |
| 198102022 | 22 x 1/2" | 33 | 37 | 15 | 16 | 24 | 106 | 10 | 100 | - |
| 198304022 | 22 x 3/4" | 38 | 43 | 19 | 22 | 30 | 154 | 10 | 100 | - |
| 198102028 | 28 x 1/2" | 33 | 39 | 15 | 16 | 24 | 126 | 5 | 50 | - |
| 198100028 | 28 x 1" | 48 | 50 | 21 | 27 | 38 | 309 | 5 | 50 | - |
| 198114035 | 35 x 1 1/4" | 48 | 70,5 | 21 | 50,5 | 46 | 379 | 5 | 40 | - |
| 198112042 | 42 x 1 1/2" | 51 | 80 | 21 | 50 | 50 | 390 | 2 | 20 | - |
| 198200054 | 54 x 2" | 66 | 92 | 26 | 56 | 65 | 749 | 2 | 10 | - |



186

CURVA FILETTATA 90° FILETTO M

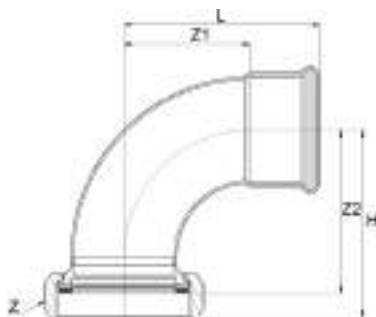
- 90° ELBOW MALE BSP
- BOGEN 90° MIT AG
- COUDE 90° AVEC FILETAGE M
- CODO A 90° MH

MATERIAL: AISI 316L – 1.4404

O-RING: EPDM nero – black – Schwarz – noir – negro

THREAD: EN 10226-1 (ex ISO 7/1)

| CODE | De x R mm x inch | Radius | L mm | Z mm | Z1 mm | H mm | | | | € |
|-----------|---------------------|--------|---------|---------|----------|---------|-----|----|-----|---|
| 186102015 | 15 x 1/2" | 1,5 D | 50 | 24 | 30 | 54 | 85 | 20 | 300 | - |
| 186102018 | 18 x 1/2" | 1,5 D | 54 | 24 | 34 | 59 | 98 | 20 | 200 | - |
| 186304022 | 22 x 3/4" | 1,5 D | 60 | 30 | 39 | 69 | 143 | 10 | 100 | - |
| 186100028 | 28 x 1" | 1,5 D | 73 | 36 | 50 | 80 | 218 | 10 | 50 | - |
| 186100035 | 35 x 1" | 1,2 D | 68 | 41 | 42 | 85 | 277 | 5 | 50 | - |
| 186114035 | 35 x 1 1/4" | 1,2 D | 68 | 46 | 42 | 89 | 324 | 5 | 40 | - |
| 186114042 | 42 x 1 1/4" | 1,2 D | 80 | 50 | 50 | 107 | 438 | 2 | 20 | - |
| 186112042 | 42 x 1 1/2" | 1,2 D | 80 | 55 | 50 | 107 | 340 | 2 | 20 | - |
| 186200054 | 54 x 2" | 1,2 D | 100 | 65 | 65 | 141,5 | 515 | 2 | 12 | - |



186/R

CURVA 90° CON DADO FOLLE

- 90° ELBOW WITH VALVE CONNECTOR
- BOGEN 90° MIT ANSCHLUSSVERSCHRAUBUNG
- COUDE 90° AVEC ÉCROU LIBRE
- CODO A 90° CON TUERCA LOCA

MATERIAL: AISI 316L – 1.4404

O-RING: EPDM nero – black – Schwarz – noir – negro

GASKET: [*]: EPDM nero – black – Schwarz – noir – negro

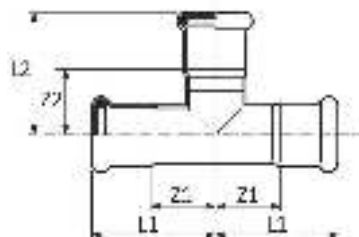
THREAD: ISO 228/1 (ex DIN 259)

| CODE | De x G mm x inch | L mm | H mm | Z mm | Z1 mm | Z2 mm | | | | € |
|------------|---------------------|---------|---------|---------|----------|----------|-----|---|----|---|
| 186042134R | 42 x 1 3/4" | 80 | 77,5 | 75 | 50 | 67,5 | 345 | 1 | 16 | - |
| 186054238R | 54 x 2 3/8" | 100 | 96 | 75 | 64,5 | 83,5 | 589 | 1 | 10 | - |

≤54 B1011

76÷108 B1012

≥139 B1017



182

“T”

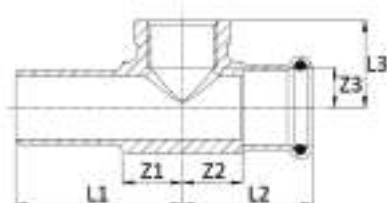
- EQUAL TEE
- T-STÜCK
- TÉ ÉGAL
- TE IGUAL HHH

MATERIAL: AISI 316L - 1.4404

O-RING: EPDM nero - black - Schwarz - noir - negro

| CODE | De mm | L1 mm | L2 mm | Z1 mm | Z2 mm | g | | | € |
|-----------|-------|-------|-------|-------|-------|------|----|-----|---|
| 182015000 | 15 | 34 | 39 | 14 | 19 | 67 | 20 | 200 | - |
| 182018000 | 18 | 37 | 41 | 16 | 21 | 80 | 20 | 100 | - |
| 182022000 | 22 | 39 | 45 | 18 | 24 | 106 | 10 | 100 | - |
| 182028000 | 28 | 44 | 50 | 21 | 27 | 145 | 10 | 50 | - |
| 182035000 | 35 | 51 | 57 | 25 | 31 | 201 | 4 | 32 | - |
| 182042000 | 42 | 59 | 65 | 28 | 35 | 260 | 4 | 20 | - |
| 182054000 | 54 | 70 | 77 | 34 | 42 | 404 | 2 | 12 | - |
| 182076000 | 76,1 | 108 | 118 | 53 | 63 | 1275 | 2 | 2 | - |
| 182088000 | 88,9 | 132 | 131 | 72 | 71 | 1535 | 2 | 2 | - |
| 182108000 | 108 | 155 | 159 | 74 | 84 | 2115 | 2 | 2 | - |
| 182139000 | 139,7 | 197 | 222 | 102 | 127 | 4129 | 1 | 1 | - |
| 182168000 | 168,3 | 257 | 268 | 144 | 155 | 6321 | 1 | 1 | - |

B1011



189/MF

“T” CON DERIVAZIONE FILETTO FEMMINA ED ESTREMITA MASCHIO

- BRANCH TEE FEMALE BSP OUTLET WITH PLUG-IN END
- T-STÜCK MIT ABGANG IG UND EINSTECKENDE
- TÉ MIXTE AVEC FILETAGE FEMELLE ET EMBOUT MÂLE
- TE HEMBRA ROSCADA CON EXTREMO INSERTABLE

MATERIAL: AISI 316L - 1.4404

O-RING: EPDM nero - black - Schwarz - noir - negro

THREAD: EN 10226-1 (ex ISO 7/1)

| CODE | De x Rp x De mm x inch x mm | L1 mm | L2 mm | L3 mm | Z1 mm | Z2 mm | Z3 mm | g | | | € |
|-------------|-----------------------------|-------|-------|-------|-------|-------|-------|-----|---|----|---|
| 189102022MF | 22 x 1/2" x 22 | 50 | 39 | 26 | 18 | 18 | 12 | 161 | 5 | 50 | - |
| 189304028MF | 28 x 3/4" x 28 | 58 | 44 | 30 | 21 | 21 | 14 | 227 | 5 | 50 | - |

B1011



189/M

“T” CON DERIVAZIONE FILETTO M

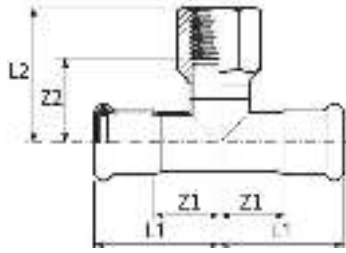
- BRANCH TEE MALE BSP OUTLET
- T-STÜCK MIT ABGANG AG
- TÉ MIXTE AVEC FILETAGE M
- TE ROSCADO MACHO

MATERIAL: AISI 316L - 1.4404

O-RING: EPDM nero - black - Schwarz - noir - negro

THREAD: EN 10226-1 (ex ISO 7/1)

| CODE | De x R x De mm x inch x mm | L1 mm | L2 mm | Z1 mm | Z2 mm | g | | | € |
|------------|----------------------------|-------|-------|-------|-------|----|----|-----|---|
| 189102015M | 15 x 1/2" x 15 | 34,5 | 34 | 14,5 | 20 | 80 | 20 | 100 | - |



189

"T" CON DERIVAZIONE
FILETTO F

- BRANCH TEE FEMALE BSP OUTLET
- T-STÜCK MIT ABGANG IG
- TÉ MIXTE AVEC FILETAGE F
- TE HEMBRA ROSCADA

MATERIAL: AISI 316L - 1.4404




O-RING: EPDM nero - black - Schwarz - noir - negro

THREAD: EN 10226-1 (ex ISO 7/1)

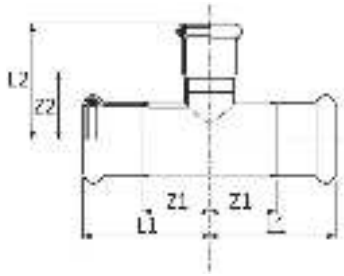
≤54 B 10 11

76÷108 B 10 12

≥139 B 10 17

| CODE | De x Rp x De mm x inch x mm | L1 mm | L2 mm | Z1 mm | Z2 mm |  |  |  | € |
|------------|--------------------------------|----------|----------|----------|----------|---|---|---|---|
| 189102015* | 15 x 1/2" x 15 | 36,5 | 22,5 | 16,5 | 8,5 | 117 | 20 | 100 | - |
| 189102018* | 18 x 1/2" x 18 | 36 | 24 | 16 | 10 | 128 | 20 | 100 | - |
| 189304018* | 18 x 3/4" x 18 | 38,5 | 26 | 18,5 | 11 | 147 | 20 | 100 | - |
| 189102022* | 22 x 1/2" x 22 | 39 | 26 | 18 | 12 | 159 | 10 | 100 | - |
| 189304022* | 22 x 3/4" x 22 | 41,5 | 30 | 20,5 | 14 | 184 | 10 | 100 | - |
| 189102028* | 28 x 1/2" x 28 | 44 | 29 | 21 | 15 | 217 | 10 | 50 | - |
| 189304028* | 28 x 3/4" x 28 | 44 | 30 | 21 | 14 | 221 | 10 | 50 | - |
| 189100028* | 28 x 1" x 28 | 44 | 34 | 21 | 16 | 266 | 5 | 50 | - |
| 189102035 | 35 x 1/2" x 35 | 51 | 51 | 25 | 36 | 197 | 5 | 50 | - |
| 189304035 | 35 x 3/4" x 35 | 51 | 54 | 25 | 37 | 205 | 5 | 40 | - |
| 189100035 | 35 x 1" x 35 | 51 | 56 | 25 | 37 | 282 | 5 | 40 | - |
| 189102042 | 42 x 1/2" x 42 | 59 | 54 | 29 | 39 | 271 | 4 | 32 | - |
| 189304042 | 42 x 3/4" x 42 | 59 | 57 | 29 | 41 | 277 | 4 | 32 | - |
| 189100042 | 42 x 1" x 42 | 59 | 60 | 29 | 41 | 346 | 4 | 32 | - |
| 189102054 | 54 x 1/2" x 54 | 70 | 61 | 34 | 46 | 377 | 2 | 14 | - |
| 189304054 | 54 x 3/4" x 54 | 70 | 64 | 34 | 48 | 391 | 2 | 14 | - |
| 189200054 | 54 x 2" x 54 | 70 | 81 | 34 | 55 | 838 | 2 | 10 | - |
| 189304076 | 76,1 x 3/4" x 76,1 | 108 | 77 | 53 | 60 | 1040 | 2 | 2 | - |
| 189100076 | 76,1 x 1" x 76,1 | 108 | 79 | 53 | 60 | 1063 | 2 | 2 | - |
| 189200076 | 76,1 x 2" x 76,1 | 108 | 93 | 53 | 67 | 1495 | 2 | 2 | - |
| 189304088 | 88,9 x 3/4" x 88,9 | 132 | 84 | 72 | 67 | 1255 | 2 | 2 | - |
| 189200088 | 88,9 x 2" x 88,9 | 132 | 100 | 72 | 74 | 1720 | 2 | 2 | - |
| 189304108 | 108 x 3/4" x 108 | 155 | 94 | 74 | 77 | 1700 | 2 | 2 | - |
| 189200108 | 108 x 2" x 108 | 155 | 110 | 74 | 84 | 2160 | 2 | 2 | - |
| 189100139 | 139,7 x 1" x 139,7 | 197 | 107 | 102 | 88 | 3126 | 1 | 1 | - |
| 189200139 | 139,7 x 2" x 139,7 | 197 | 130 | 102 | 104 | 3623 | 1 | 1 | - |
| 189100168 | 168,3 x 1" x 168,3 | 257 | 120 | 144 | 101 | 4827 | 1 | 1 | - |
| 189200168 | 168,3 x 2" x 168,3 | 257 | 143 | 144 | 117 | 5325 | 1 | 1 | - |

[*] senza saldatura - seamless - nahtlos - sans soudure - sin soldadura



192

"T" RIDOTTO

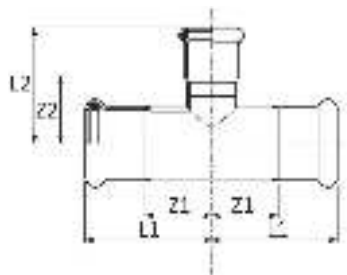
- REDUCING TEE
- T-STÜCK MIT REDUZIERTEM ABGANG
- TÉ RÉDUIT
- TE REDUCIDA HHH

MATERIAL: AISI 316L - 1.4404

O-RING: EPDM nero - black - Schwarz - noir - negro

≤54 B 10 11
 76÷108 B 10 12
 ≥139 B 10 17

| CODE | De mm | L1 mm | L2 mm | Z1 mm | Z2 mm | | | | € |
|-----------|--------------------|-------|-------|-------|-------|------|----|-----|---|
| 192018015 | 18 x 15 x 18 | 36,5 | 41 | 15,5 | 21 | 80 | 20 | 100 | - |
| 192022015 | 22 x 15 x 22 | 39 | 43 | 18 | 23 | 95 | 10 | 100 | - |
| 192022018 | 22 x 18 x 22 | 39 | 44 | 18 | 23 | 98 | 10 | 100 | - |
| 192028015 | 28 x 15 x 28 | 44 | 46 | 21 | 26 | 126 | 10 | 50 | - |
| 192028018 | 28 x 18 x 28 | 44 | 46 | 21 | 26 | 130 | 10 | 50 | - |
| 192028022 | 28 x 22 x 28 | 44 | 47 | 21 | 26 | 135 | 10 | 50 | - |
| 192035015 | 35 x 15 x 35 | 51 | 49 | 25 | 29 | 158 | 5 | 50 | - |
| 192035018 | 35 x 18 x 35 | 51 | 50 | 25 | 30 | 163 | 5 | 50 | - |
| 192035022 | 35 x 22 x 35 | 51 | 51 | 25 | 30 | 167 | 5 | 50 | - |
| 192035028 | 35 x 28 x 35 | 51 | 54 | 25 | 31 | 171 | 5 | 35 | - |
| 192042018 | 42 x 18 x 42 | 59 | 54 | 29 | 34 | 232 | 4 | 20 | - |
| 192042022 | 42 x 22 x 42 | 59 | 54 | 29 | 33 | 237 | 4 | 20 | - |
| 192042028 | 42 x 28 x 42 | 59 | 57 | 29 | 34 | 243 | 4 | 20 | - |
| 192042035 | 42 x 35 x 42 | 59 | 61 | 29 | 35 | 272 | 4 | 20 | - |
| 192054018 | 54 x 18 x 54 | 70 | 61 | 54 | 41 | 335 | 2 | 16 | - |
| 192054022 | 54 x 22 x 54 | 70 | 62 | 34 | 41 | 340 | 2 | 16 | - |
| 192054028 | 54 x 28 x 54 | 70 | 65 | 34 | 42 | 345 | 2 | 16 | - |
| 192054035 | 54 x 35 x 54 | 70 | 68 | 34 | 42 | 361 | 2 | 16 | - |
| 192054042 | 54 x 42 x 54 | 70 | 72 | 34 | 42 | 376 | 2 | 16 | - |
| 192076022 | 76,1 x 22 x 76,1 | 108 | 74 | 53 | 53 | 995 | 2 | 2 | - |
| 192076028 | 76,1 x 28 x 76,1 | 108 | 77 | 53 | 54 | 1015 | 2 | 2 | - |
| 192076035 | 76,1 x 35 x 76,1 | 108 | 80 | 53 | 54 | 1025 | 2 | 2 | - |
| 192076042 | 76,1 x 42 x 76,1 | 108 | 84 | 53 | 54 | 1045 | 2 | 2 | - |
| 192076054 | 76,1 x 54 x 76,1 | 108 | 90 | 53 | 55 | 1065 | 2 | 2 | - |
| 192088022 | 88,9 x 22 x 88,9 | 132 | 81 | 72 | 60 | 1220 | 2 | 2 | - |
| 192088028 | 88,9 x 28 x 88,9 | 132 | 84 | 72 | 61 | 1225 | 2 | 2 | - |
| 192088035 | 88,9 x 35 x 88,9 | 132 | 88 | 72 | 62 | 1245 | 2 | 2 | - |
| 192088042 | 88,9 x 42 x 88,9 | 132 | 91 | 72 | 61 | 1255 | 2 | 2 | - |
| 192088054 | 88,9 x 54 x 88,9 | 132 | 97 | 72 | 62 | 1280 | 2 | 2 | - |
| 192088076 | 88,9 x 76,1 x 88,9 | 132 | 125 | 72 | 70 | 1485 | 2 | 2 | - |
| 192108022 | 108 x 22 x 108 | 155 | 91 | 74 | 70 | 1665 | 2 | 2 | - |
| 192108028 | 108 x 28 x 108 | 155 | 94 | 74 | 71 | 1670 | 2 | 2 | - |
| 192108035 | 108 x 35 x 108 | 155 | 97 | 74 | 71 | 1775 | 2 | 2 | - |
| 192108042 | 108 x 42 x 108 | 155 | 101 | 74 | 71 | 1865 | 2 | 2 | - |
| 192108054 | 108 x 54 x 108 | 155 | 107 | 74 | 72 | 1925 | 2 | 2 | - |
| 192108076 | 108 x 76,1 x 108 | 155 | 135 | 74 | 80 | 1930 | 2 | 2 | - |
| 192108088 | 108 x 88,9 x 108 | 155 | 141 | 74 | 81 | 1965 | 2 | 2 | - |



192

≤54 B 10 11

76÷108 B 10 12

≥139 B 10 17

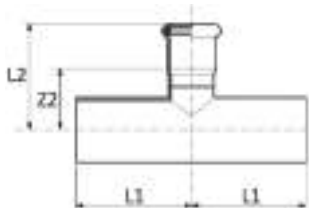
"T" RIDOTTO

- REDUCING TEE
- T-STÜCK MIT REDUZIERTEM ABGANG
- TÉ RÉDUIT
- TE REDUCIDA HHH

MATERIAL: AISI 316L - 1.4404

O-RING: EPDM nero - black - Schwarz - noir - negro

| CODE | De mm | L1 mm | L2 mm | Z1 mm | Z2 mm | g | | | € |
|-----------|-----------------------|-------|-------|-------|-------|------|---|---|---|
| 192139035 | 139,7 x 35 x 139,7 | 197 | 117 | 102 | 91 | 3083 | 1 | 1 | - |
| 192139076 | 139,7 x 76,1 x 139,7 | 197 | 155 | 102 | 100 | 3340 | 1 | 1 | - |
| 192139088 | 139,7 x 88,9 x 139,7 | 197 | 164 | 102 | 104 | 3435 | 1 | 1 | - |
| 192139108 | 139,7 x 108 x 139,7 | 197 | 180 | 102 | 105 | 3631 | 1 | 1 | - |
| 192168035 | 168,3 x 35 x 168,3 | 257 | 130 | 144 | 104 | 4784 | 1 | 1 | - |
| 192168076 | 168,3 x 76,1 x 168,3 | 257 | 169 | 144 | 114 | 5050 | 1 | 1 | - |
| 192168088 | 168,3 x 88,9 x 168,3 | 257 | 178 | 144 | 118 | 5146 | 1 | 1 | - |
| 192168108 | 168,3 x 108 x 168,3 | 257 | 194 | 144 | 119 | 5340 | 1 | 1 | - |
| 192168139 | 168,3 x 139,7 x 168,3 | 257 | 221 | 144 | 126 | 5681 | 1 | 1 | - |



188

B 10 11

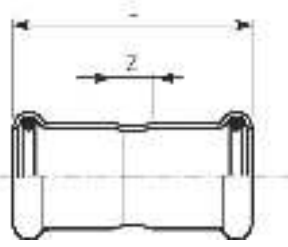
"T" RIDOTTO MFM

- REDUCING TEE MFM
- T-STÜCK MIT REDUZIERTEM ABGANG A/I/A
- TÉ RÉDUIT MFM
- TE REDUCIDA MHM

MATERIAL: AISI 316L - 1.4404

O-RING: EPDM nero - black - Schwarz - noir - negro

| CODE | De mm | L1 mm | L2 mm | Z2 mm | g | | | € |
|-----------|--------------|-------|-------|-------|-----|----|----|---|
| 188028022 | 28 x 22 x 28 | 52,5 | 47 | 26 | 138 | 10 | 50 | - |
| 188035022 | 35 x 22 x 35 | 60 | 50,5 | 29,5 | 185 | 5 | 35 | - |
| 188035028 | 35 x 28 x 35 | 60 | 53,5 | 30,5 | 193 | 5 | 35 | - |
| 188042028 | 42 x 28 x 42 | 69 | 57 | 34 | 256 | 4 | 20 | - |
| 188054028 | 54 x 28 x 54 | 73,5 | 64,5 | 41,5 | 334 | 2 | 16 | - |



183/000

MANICOTTO

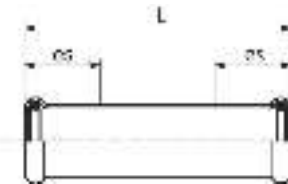
- COUPLING
- MUFFE
- MANCHON
- MANGUITO HH

MATERIAL: AISI 316L - 1.4404

O-RING: EPDM nero - black - Schwarz - noir - negro

≤54 B 10 11
76÷108 B 10 12
≥139 B 10 17

| CODE | De mm | L mm | Z mm | | | | € |
|-----------|-------|------|------|------|----|-----|---|
| 183015000 | 15 | 49 | 9 | 35 | 20 | 500 | - |
| 183018000 | 18 | 50 | 10 | 42 | 20 | 300 | - |
| 183022000 | 22 | 53 | 11 | 54 | 20 | 200 | - |
| 183028000 | 28 | 56 | 10 | 71 | 10 | 150 | - |
| 183035000 | 35 | 63 | 10 | 97 | 10 | 100 | - |
| 183042000 | 42 | 72 | 12 | 136 | 4 | 60 | - |
| 183054000 | 54 | 83 | 13 | 198 | 2 | 24 | - |
| 183076000 | 76,1 | 142 | 32 | 635 | 4 | 4 | - |
| 183088000 | 88,9 | 166 | 46 | 765 | 4 | 4 | - |
| 183108000 | 108 | 203 | 41 | 1170 | 2 | 2 | - |
| 183139000 | 139,7 | 250 | 60 | 2031 | 1 | 1 | - |
| 183168000 | 168,3 | 300 | 74 | 2936 | 1 | 1 | - |



183/001

MANICOTTO PASSANTE

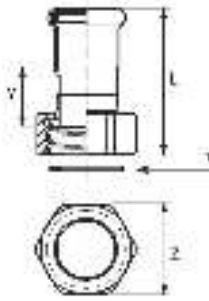
- SLIP COUPLING
- SCHIEBEMUFFE
- MANCHON LONG
- MANGUITO SIN TOPE

MATERIAL: AISI 316L - 1.4404

O-RING: EPDM nero - black - Schwarz - noir - negro

≤54 B 10 11
76÷108 B 10 12

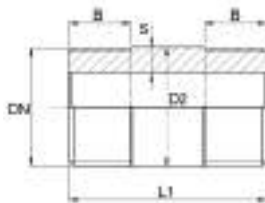
| CODE | De mm | L mm | es mm | | | | € |
|-----------|-------|-------|-------|------|----|-----|---|
| 183015001 | 15 | 69 | 25 | 56 | 20 | 200 | - |
| 183018001 | 18 | 73 | 25 | 65 | 20 | 200 | - |
| 183022001 | 22 | 79 | 25 | 85 | 20 | 100 | - |
| 183028001 | 28 | 88,5 | 30 | 118 | 10 | 100 | - |
| 183035001 | 35 | 102,5 | 30 | 141 | 10 | 50 | - |
| 183042001 | 42 | 117,5 | 40 | 234 | 4 | 40 | - |
| 183054001 | 54 | 139 | 40 | 321 | 2 | 20 | - |
| 183076001 | 76,1 | 230 | 60 | 940 | 2 | 2 | - |
| 183088001 | 88,9 | 260 | 70 | 1240 | 2 | 2 | - |
| 183108001 | 108 | 310 | 80 | 1835 | 2 | 2 | - |

**183/002****MANICOTTO CON DADO FOLLE**

- VALVE CONNECTOR
- ANSCHLUSSVERSCHRÄUBUNG
- RACCORD ÉCROU LIBRE
- RÁCOR DOS PIEZAS

MATERIAL: AISI 316L – 1.4404**O-RING:** EPDM nero – black – Schwarz – noir – negro**GASKET:** [*]: EPDM nero – black – Schwarz – noir – negro**THREAD:** ISO 228/1 (ex DIN 259)

| CODE | De x G mm x inch | L mm | Z mm | Y mm | Gasket mm | | | | € |
|-----------|---------------------|---------|---------|---------|-----------------|-----|----|-----|---|
| 183015012 | 15 x 1/2" | 48,5 | 27 | 23 | 18x10 thk 2,5 | 83 | 10 | 250 | - |
| 183015002 | 15 x 3/4" | 50 | 30 | 23 | 24x14 thk 2,5 | 66 | 10 | 250 | - |
| 183018012 | 18 x 1/2" | 49 | 27 | 23,5 | 18x10 thk 2,5 | 91 | 10 | 250 | - |
| 183018002 | 18 x 3/4" | 50 | 30 | 23,5 | 24x14 thk 2,5 | 65 | 10 | 250 | - |
| 183022012 | 22 x 3/4" | 50 | 30 | 19,5 | 24x14 thk 2,5 | 78 | 10 | 200 | - |
| 183022002 | 22 x 1" | 52 | 36 | 23 | 30x20 thk 2,5 | 87 | 10 | 200 | - |
| 183028012 | 28 x 1" | 52 | 36 | 19,5 | 30x20 thk 2,5 | 105 | 10 | 150 | - |
| 183028002 | 28 x 1"1/4 | 57 | 46 | 25 | 39x27 thk 2,5 | 136 | 10 | 150 | - |
| 183028022 | 28 x 1"1/2 | 59 | 52 | 22,5 | 44,5x27 thk 2,5 | 197 | 10 | 60 | - |
| 183035012 | 35 x 1"1/4 | 57,5 | 46 | 20,5 | 39x27 thk 2,5 | 163 | 4 | 60 | - |
| 183035002 | 35 x 1"1/2 | 63 | 52 | 26 | 44,5x34 thk 2,5 | 186 | 4 | 60 | - |
| 183042022 | 42 x 1"1/2 | 63,5 | 52 | 21 | 44,5x34 thk 2,5 | 217 | 2 | 30 | - |
| 183042012 | 42 x 1"3/4 | 68 | 58 | 27 | 50,5x40 thk 2,5 | 223 | 2 | 30 | - |
| 183042002 | 42 x 2" | 68 | 64 | 27 | 56x42 thk 2,5 | 266 | 2 | 30 | - |
| 183054022 | 54 x 2" | 72 | 67 | 23 | 56x42 thk 2,5 | 301 | 2 | 20 | - |
| 183054012 | 54 x 2"3/8 | 77 | 75 | 30 | 65,5x53,5 thk 3 | 375 | 2 | 20 | - |
| 183054002 | 54 x 2"1/2 | 77 | 81 | 30 | 71,5x53 thk 3 | 439 | 2 | 20 | - |

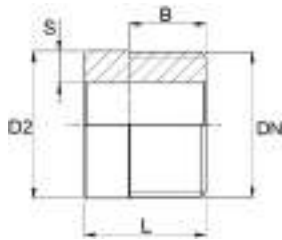
**530/I Inoxpres****VITE DI ALLUNGAMENTO (BARILOTTO)**

- BARREL NIPPLE
- ROHRDOPPELNIPPEL
- MAMELON
- ENTRONQUE DOBLE

MATERIAL: AISI 316 – 1.4401**THREAD:** ISO 228/1 (ex DIN 259)

| CODE | DN inch | L1 mm | S mm | B mm | D2 mm | | | | € |
|------------|------------|----------|---------|---------|----------|------|---|----|---|
| 530100070I | 1" | 70 | 7,9 | 22 | 33,8 | 347 | 1 | 10 | - |
| 530114070I | 1"1/4 | 70 | 9,2 | 22 | 42,4 | 522 | 1 | 8 | - |
| 530112070I | 1"1/2 | 70 | 8,7 | 22 | 48,3 | 586 | 1 | 8 | - |
| 530134070I | 1"3/4 | 70 | 8 | 22 | 54 | 635 | 1 | 6 | - |
| 530238070I | 2"3/8 | 70 | 10 | 22 | 70 | 1026 | 1 | 4 | - |

B 10 11



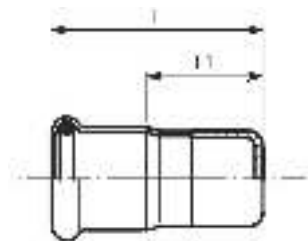
600/I Inoxpres

TRONCHETTO

- WELDING NIPPLE
- ANSCHWEISSENDE
- DEMI MAMELON
- ENTRONQUE

MATERIAL: AISI 316 - 1.4401
THREAD: ISO 228/1 (ex DIN 259)

| CODE | DN inch | L mm | S mm | B mm | D2 mm | | | | € |
|------------|---------|------|------|------|-------|-----|---|----|---|
| 60010035I | 1" | 35 | 7,9 | 22 | 33,8 | 174 | 1 | 30 | - |
| 600114035I | 1 1/4" | 35 | 9,2 | 22 | 42,4 | 261 | 1 | 20 | - |
| 600112035I | 1 1/2" | 35 | 8,7 | 22 | 48,3 | 293 | 1 | 10 | - |
| 600134035I | 1 3/4" | 35 | 8 | 22 | 54 | 318 | 1 | 10 | - |
| 600238035I | 2 3/8" | 35 | 10 | 22 | 70 | 513 | 1 | 10 | - |



183/003

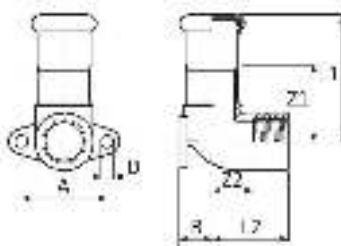
TAPPO DI CHIUSURA

- STOP END
- VERSCHLUSSKAPPE
- BOUCHON D'OBTURATION
- TAPÓN

MATERIAL: AISI 316L - 1.4404
O-RING: EPDM nero - black - Schwarz - noir - negro

≤54 B 10 11
76÷108 B 10 12
≥139 B 10 17

| CODE | De mm | L mm | L1 mm | | | | € |
|-----------|-------|------|-------|------|----|-----|---|
| 183015003 | 15 | 44 | 24 | 32 | 20 | 500 | - |
| 183018003 | 18 | 44 | 24 | 38 | 20 | 300 | - |
| 183022003 | 22 | 45 | 24 | 51 | 10 | 200 | - |
| 183028003 | 28 | 48 | 25 | 68 | 10 | 150 | - |
| 183035003 | 35 | 52 | 26 | 95 | 5 | 100 | - |
| 183042003 | 42 | 56 | 26 | 126 | 4 | 80 | - |
| 183054003 | 54 | 62 | 27 | 185 | 4 | 40 | - |
| 183076003 | 76,1 | 93 | 38 | 540 | 2 | 10 | - |
| 183088003 | 88,9 | 99 | 39 | 630 | 2 | 10 | - |
| 183108003 | 108 | 117 | 42 | 935 | 2 | 2 | - |
| 183139003 | 139,7 | 162 | 67 | 1380 | 1 | 1 | - |
| 183168003 | 168,3 | 199 | 86 | 2038 | 1 | 1 | - |



185/000

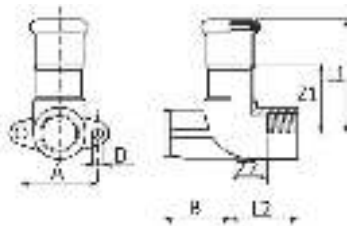
GOMITO MISTO 90° FF

- WALL PLATE ELBOW 90° FF
- DECKENWINKEL 90° I/I
- EQUERRE 90° FF
- CODO PLACA HH

MATERIAL: AISI 316L - 1.4404
O-RING: EPDM nero - black - Schwarz - noir - negro
THREAD: EN 10226-1 (ex ISO 7/1)

B 10 11

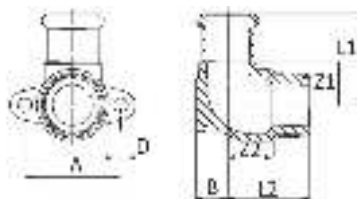
| CODE | De x Rp mm x inch | L1 mm | L2 mm | Z1 mm | Z2 mm | A mm | B mm | D mm | | | | € |
|-----------|-------------------|-------|-------|-------|-------|------|------|------|-----|----|-----|---|
| 185102015 | 15 x 1/2" | 50 | 30 | 30 | 17 | 34 | 13 | 5 | 98 | 10 | 150 | - |
| 185102018 | 18 x 1/2" | 51 | 30 | 31 | 17 | 34 | 13 | 5 | 109 | 10 | 150 | - |
| 185304022 | 22 x 3/4" | 55 | 34 | 34 | 19 | 40 | 17 | 6 | 166 | 10 | 100 | - |

**185/001****B1011****GOMITO MISTO 90° FF CON DISTANZIALE**

- EXTENSION WALL PLATE ELBOW 90° FF
- DECKENWINKEL 90°/W - I/I
- EQUERRE 90° FF AVEC SUPPORT D'AVANCEMENT
- CODO PLACA HH CON ESPACIADOR

MATERIAL: AISI 316L - 1.4404**O-RING:** EPDM nero - black - Schwarz - noir - negro**THREAD:** EN 10226-1 (ex ISO 7/1)

| CODE | De x Rp mm x inch | L1 mm | L2 mm | Z1 mm | Z2 mm | A mm | B mm | D mm | | | | € |
|-----------|----------------------|----------|----------|----------|----------|---------|---------|---------|-----|----|-----|---|
| 185102115 | 15 x 1/2" | 50 | 30 | 30 | 17 | 34 | 35 | 5 | 146 | 10 | 150 | - |
| 185102118 | 18 x 1/2" | 51 | 30 | 31 | 17 | 34 | 35 | 5 | 142 | 10 | 150 | - |
| 185304122 | 22 x 3/4" | 55 | 34 | 34 | 19 | 40 | 31 | 6 | 182 | 10 | 100 | - |

**185/002****B1011****GOMITO MISTO 90° FM**

- WALL PLATE ELBOW 90° FM
- DECKENWINKEL 90° I/A
- EQUERRE 90° FM
- CODO PLACA HM

MATERIAL: AISI 316L - 1.4404**O-RING:** EPDM nero - black - Schwarz - noir - negro**THREAD:** EN 10226-1 (ex ISO 7/1)

| CODE | De x R mm x inch | L1 mm | L2 mm | Z1 mm | Z2 mm | A mm | B mm | D mm | | | | € |
|-----------|---------------------|----------|----------|----------|----------|---------|---------|---------|-----|----|-----|---|
| 185304218 | 18 x 3/4" | 38 | 34 | 18 | 19 | 40 | 13 | 6 | 160 | 10 | 100 | - |

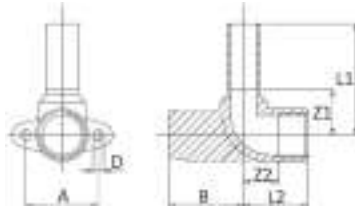
**185/000 M****B1011****GOMITO MISTO 90° MF**

- WALL PLATE ELBOW 90° MF
- DECKENWINKEL 90° A/I
- EQUERRE 90° MF
- CODO PLACA MH

MATERIAL: AISI 316L - 1.4404**THREAD:** EN 10226-1 (ex ISO 7/1)

| CODE | De x Rp mm x inch | L1 mm | L2 mm | Z1 mm | Z2 mm | A mm | B mm | D mm | | | | € |
|------------|----------------------|----------|----------|----------|----------|---------|---------|---------|-----|----|-----|---|
| 185102015M | 15 x 1/2" | 52 | 30 | 21 | 16,5 | 34 | 13 | 5 | 100 | 10 | 200 | - |
| 185102018M | 18 x 1/2" | 52 | 30,5 | 21 | 17 | 34 | 12,5 | 5 | 95 | 10 | 200 | - |
| 185304022M | 22 x 3/4" | 55 | 34 | 24 | 19 | 40 | 17 | 6 | 144 | 10 | 100 | - |

B1011



185/001 M

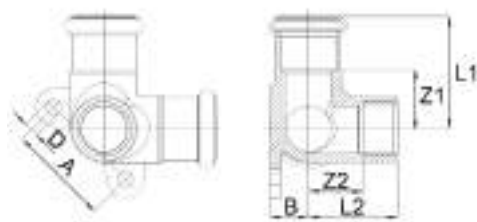
GOMITO MISTO 90° MF CON DISTANZIALE

- EXTENSION WALL PLATE ELBOW 90° MF
- DECKENWINKEL 90°/W A/I
- EQUERRE 90° MF AVEC SUPPORT D'AVANCEMENT
- CODO PLACA MH CON ESPACIADOR

MATERIAL: AISI 316L - 1.4404
THREAD: EN 10226-1 (ex ISO 7/1)

| CODE | De x Rp mm x inch | L1 mm | L2 mm | Z1 mm | Z2 mm | A mm | B mm | D mm | | | | € |
|------------|----------------------|----------|----------|----------|----------|---------|---------|---------|-----|----|-----|---|
| 185102115M | 15 x 1/2" | 52 | 30 | 21 | 16,5 | 34 | 35 | 5 | 135 | 10 | 150 | - |
| 185102118M | 18 x 1/2" | 52 | 30 | 21 | 16,5 | 34 | 35 | 5 | 130 | 10 | 150 | - |
| 185304122M | 22 x 3/4" | 55 | 34 | 24 | 19 | 40 | 31 | 6 | 166 | 10 | 100 | - |

B1011



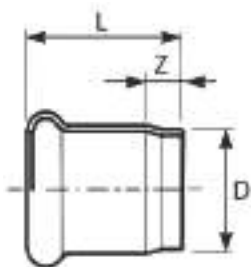
185/003

RACCORDO TRE VIE CON FLANGIA E DERIVAZIONE FILETTO F

- CORNER TEE WITH WALL FLANGE
- INOXPRES-DOPPELWANDSCHEIBE
- EQUERRE MURALE AVEC FILETAGE FEMELLE
- RACOR TRES VÍAS CON BRIDA Y ROSCA HEMBRA

MATERIAL: AISI 316L - 1.4404
O-RING: EPDM nero - black - Schwarz - noir - negro
THREAD: EN 10226-1 (ex ISO 7/1)

| CODE | De x Rp x De mm x inch x mm | L1 mm | L2 mm | Z1 mm | Z2 mm | A mm | B mm | D mm | | | | € |
|-----------|--------------------------------|----------|----------|----------|----------|---------|---------|---------|-----|----|-----|---|
| 185102315 | 15 x 1/2" x 15 | 43 | 32 | 23 | 18,5 | 40 | 13 | 6 | 175 | 10 | 100 | - |
| 185102318 | 18 x 1/2" x 18 | 41 | 32 | 21 | 18,5 | 40 | 13 | 6 | 165 | 10 | 50 | - |
| 185102322 | 22 x 1/2" x 22 | 44 | 35 | 23 | 21,5 | 40 | 15 | 6 | 216 | 5 | 50 | - |

**187/R****MEZZO MANICOTTO A SILDARE**




- HALF WELDING COUPLING
- HALBE LAENGE SCHWEISSMUFFE
- DEMI MANCHON À SOUDER
- MEDIO MANGUITO PARA SOLDAR

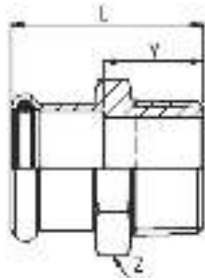
MATERIAL: AISI 316L - 1.4404**O-RING:** assente - absent - Abwesend - absent - ausente

≤54 B 10 11

76÷108 B 10 12

≥139 B 10 17

| CODE | De mm | D mm | L mm | Z mm |  |  |  | € |
|------------|----------|---------|---------|---------|---|---|---|---|
| 187015000R | 15 | 17,2 | 29 | 9 | 20 | 20 | 400 | - |
| 187018000R | 18 | 20 | 29,5 | 9,5 | 24 | 20 | 300 | - |
| 187022000R | 22 | 24 | 30,5 | 9,5 | 30 | 20 | 200 | - |
| 187028000R | 28 | 30 | 33,5 | 10,5 | 40 | 20 | 200 | - |
| 187035000R | 35 | 37 | 37,5 | 11,5 | 52 | 10 | 100 | - |
| 187042000R | 42 | 44 | 41 | 11 | 74 | 10 | 50 | - |
| 187054000R | 54 | 56 | 48 | 12 | 104 | 10 | 50 | - |
| 187076000R | 76,1 | 76,1 | 74,5 | 19,5 | 308 | 4 | 24 | - |
| 187088000R | 88,9 | 88,9 | 84 | 24 | 404 | 2 | 20 | - |
| 187108000R | 108 | 108 | 100 | 25 | 614 | 1 | 4 | - |
| 187139000R | 139,7 | 139,7 | 127 | 32 | 986 | 1 | 1 | - |
| 187168000R | 168,3 | 168,3 | 159 | 46 | 1449 | 1 | 1 | - |



187

≤54 B 10 11

76÷108 B 10 12

MANICOTTO MISTO FILETTO M

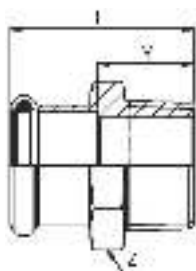
- MALE ADAPTER
- ÜBERGANGSSTÜCK MIT AG
- RACCORD AVEC FILETAGE MALE
- UNIÓN MACHO

MATERIAL: AISI 316L - 1.4404

O-RING: EPDM nero - black - Schwarz - noir - negro

THREAD: EN 10226-1 (ex ISO 7/1)

| CODE | De x R mm x inch | L mm | Z mm | Y mm | | | | € |
|-----------|---------------------|---------|---------|---------|------|----|-----|---|
| 187308015 | 15 x 3/8" | 38 | 24 | 18 | 46 | 20 | 400 | - |
| 187102015 | 15 x 1/2" | 41 | 24 | 21 | 54 | 20 | 300 | - |
| 187304015 | 15 x 3/4" | 43 | 30 | 23 | 101 | 20 | 200 | - |
| 187102018 | 18 x 1/2" | 41 | 27 | 21 | 58 | 20 | 300 | - |
| 187304018 | 18 x 3/4" | 44 | 30 | 24 | 94 | 20 | 200 | - |
| 187102022 | 22 x 1/2" | 42 | 32 | 21 | 83 | 10 | 200 | - |
| 187304022 | 22 x 3/4" | 44 | 32 | 23 | 89 | 10 | 200 | - |
| 187100022 | 22 x 1" | 46 | 36 | 25 | 154 | 10 | 100 | - |
| 187102028 | 28 x 1/2" | 46 | 38 | 23 | 121 | 10 | 100 | - |
| 187304028 | 28 x 3/4" | 47 | 38 | 24 | 114 | 10 | 100 | - |
| 187100028 | 28 x 1" | 48 | 38 | 25 | 123 | 10 | 100 | - |
| 187114028 | 28 x 1 1/4" | 53 | 46 | 30 | 248 | 10 | 100 | - |
| 187100035 | 35 x 1" | 52 | 45 | 25 | 173 | 5 | 100 | - |
| 187114035 | 35 x 1 1/4" | 55 | 46 | 28 | 180 | 5 | 50 | - |
| 187112035 | 35 x 1 1/2" | 55 | 50 | 28 | 278 | 4 | 60 | - |
| 187114042 | 42 x 1 1/4" | 59 | 54 | 28 | 240 | 4 | 40 | - |
| 187112042 | 42 x 1 1/2" | 59 | 55 | 28 | 236 | 4 | 40 | - |
| 187112054 | 54 x 1 1/2" | 65 | 65 | 29 | 356 | 4 | 32 | - |
| 187200054 | 54 x 2" | 71 | 65 | 35 | 362 | 4 | 32 | - |
| 187212076 | 76,1 x 2 1/2" | 98 | 83 | 43 | 769 | 2 | 8 | - |
| 187300088 | 88,9 x 3" | 111 | 98 | 51 | 1218 | 2 | 4 | - |
| 187400108 | 108 x 4" | 132 | 118 | 57 | 1842 | 2 | 2 | - |



187 NPT

B 10 11

MANICOTTO MISTO FILETTO M NPT

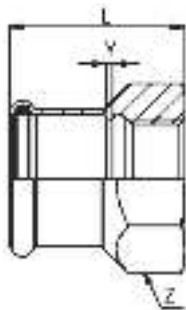
- MALE ADAPTER NPT
- ÜBERGANGSSTÜCK MIT AG NPT
- RACCORD AVEC FILETAGE MALE NPT
- UNIÓN MACHO NPT

MATERIAL: AISI 316L - 1.4404

O-RING: EPDM nero - black - Schwarz - noir - negro

THREAD: NPT - ANSI B 1.20.1

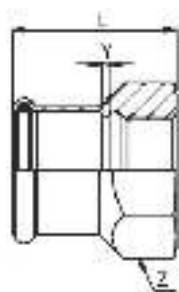
| CODE | De x R mm x inch | L mm | Z mm | Y mm | | | | € |
|-------------|---------------------|---------|---------|---------|-----|----|-----|---|
| 18710215NPT | 15 x 1/2" | 41 | 24 | 21 | 60 | 20 | 300 | - |
| 18710218NPT | 18 x 1/2" | 41 | 27 | 21 | 63 | 20 | 300 | - |
| 18730422NPT | 22 x 3/4" | 44 | 32 | 23 | 93 | 10 | 200 | - |
| 18710028NPT | 28 x 1" | 48 | 48 | 25 | 133 | 10 | 100 | - |
| 18711435NPT | 35 x 1 1/4" | 55 | 46 | 28 | 205 | 5 | 50 | - |
| 18711242NPT | 42 x 1 1/2" | 59 | 55 | 28 | 268 | 4 | 40 | - |
| 18720054NPT | 54 x 2" | 71 | 65 | 35 | 405 | 4 | 32 | - |

**190****MANICOTTO MISTO FILETTO F**

- FEMALE ADAPTER
- ÜBERGANGSSTÜCK MIT IG
- RACCORD AVEC FILETAGE FEMELLE
- UNIÓN HEMBRA

MATERIAL: AISI 316L - 1.4404**O-RING:** EPDM nero - black - Schwarz - noir - negro**THREAD:** EN10226-1 (ex ISO 7/1)

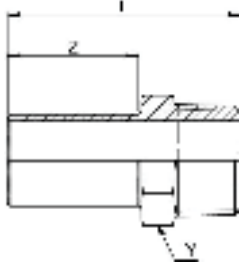
| CODE | De x Rp mm x inch | L mm | Z mm | Y mm | g | | | € |
|-----------|----------------------|---------|---------|---------|-----|----|-----|---|
| 190102015 | 15 x 1/2" | 38 | 27 | 2 | 64 | 20 | 300 | - |
| 190304015 | 15 x 3/4" | 39 | 32 | 2 | 75 | 20 | 300 | - |
| 190102018 | 18 x 1/2" | 38 | 27 | 2 | 89 | 20 | 300 | - |
| 190304018 | 18 x 3/4" | 39 | 32 | 2 | 80 | 10 | 200 | - |
| 190102022 | 22 x 1/2" | 39 | 32 | 2 | 99 | 20 | 200 | - |
| 190304022 | 22 x 3/4" | 40 | 32 | 2 | 82 | 10 | 150 | - |
| 190100022 | 22 x 1" | 43 | 41 | 2 | 148 | 10 | 100 | - |
| 190102028 | 28 x 1/2" | 41 | 38 | 2 | 161 | 10 | 100 | - |
| 190304028 | 28 x 3/4" | 42 | 38 | 2 | 130 | 10 | 100 | - |
| 190100028 | 28 x 1" | 45 | 41 | 2 | 158 | 10 | 100 | - |
| 190114028 | 28 x 1"1/4 | 48 | 46 | 2 | 148 | 10 | 100 | - |
| 190100035 | 35 x 1" | 49 | 46 | 2 | 216 | 5 | 100 | - |
| 190114035 | 35 x 1"1/4 | 52 | 46 | 2 | 170 | 5 | 50 | - |
| 190112035 | 35 x 1"1/2 | 52 | 55 | 2 | 284 | 4 | 40 | - |
| 190114042 | 42 x 1"1/4 | 56 | 55 | 2 | 259 | 4 | 40 | - |
| 190112042 | 42 x 1"1/2 | 56 | 55 | 2 | 243 | 4 | 40 | - |
| 190112054 | 54 x 1"1/2 | 60 | 65 | 1 | 420 | 4 | 32 | - |
| 190200054 | 54 x 2" | 65 | 65 | 2 | 314 | 4 | 20 | - |

**190 NPT****MANICOTTO MISTO FILETTO F NPT**

- FEMALE ADAPTER NPT
- ÜBERGANGSSTÜCK MIT IG NPT
- RACCORD AVEC FILETAGE FEMELLE NPT
- UNIÓN HEMBRA NPT

MATERIAL: AISI 316L - 1.4404**O-RING:** EPDM nero - black - Schwarz - noir - negro**THREAD:** NPT - ANSI B1.20.1

| CODE | De x Rp mm x inch | L mm | Z mm | Y mm | g | | | € |
|-------------|----------------------|---------|---------|---------|-----|----|-----|---|
| 19010215NPT | 15 x 1/2" | 38 | 27 | 18 | 68 | 20 | 300 | - |
| 19010218NPT | 18 x 1/2" | 38 | 27 | 18 | 71 | 20 | 300 | - |
| 19030422NPT | 22 x 3/4" | 40 | 32 | 19 | 92 | 10 | 150 | - |
| 19010028NPT | 28 x 1" | 50 | 41 | 27 | 185 | 10 | 100 | - |
| 19011435NPT | 35 x 1"1/4 | 49 | 46 | 22 | 181 | 5 | 50 | - |
| 19011242NPT | 42 x 1"1/2 | 56 | 55 | 25 | 276 | 4 | 40 | - |
| 19020054NPT | 54 x 2" | 65 | 65 | 29 | 388 | 4 | 20 | - |



269/M

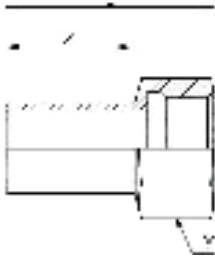
B1011

MANICOTTO CON INSERIMENTO FILETTO M

- MALE REDUCTION SOCKET
- ÜBERGANG AUSSENGEWINDE MIT EINSCHUBENDE
- MANCHON DE RÉDUCTION FILETÉ
- ADAPTADOR MACHO

MATERIAL: AISI 316L - 1.4404
THREAD: EN 10226-1 (ex ISO 7/1)

| CODE | De x R mm x inch | L mm | Z mm | Y mm | | | | € |
|-----------|---------------------|---------|---------|---------|-----|----|-----|---|
| 269102115 | 15 x 1/2" | 52 | 31 | 22 | 55 | 20 | 300 | - |
| 269102118 | 18 x 1/2" | 52 | 31 | 22 | 50 | 20 | 300 | - |
| 269304118 | 18 x 3/4" | 55 | 31 | 27 | 95 | 20 | 200 | - |
| 269102122 | 22 x 1/2" | 55 | 32 | 27 | 69 | 10 | 200 | - |
| 269304122 | 22 x 3/4" | 56 | 32 | 27 | 80 | 10 | 200 | - |
| 269304128 | 28 x 3/4" | 61 | 37 | 30 | 97 | 10 | 150 | - |
| 269100128 | 28 x 1" | 64 | 37 | 38 | 145 | 10 | 100 | - |
| 269114135 | 35 x 1 1/4" | 72 | 41 | 46 | 238 | 4 | 40 | - |
| 269112142 | 42 x 1 1/2" | 91 | 55 | 55 | 292 | 4 | 40 | - |
| 269200154 | 54 x 2" | 127 | 83 | 65 | 463 | 4 | 20 | - |



269/F

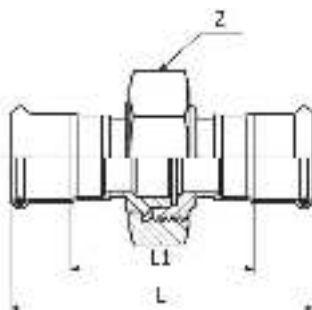
B1011

MANICOTTO CON INSERIMENTO FILETTO F

- FEMALE REDUCTION SOCKET
- ÜBERGANG INNENGEWINDE MIT EINSCHUBENDE
- MANCHON DE RÉDUCTION AVEC TARAUDAGE
- ADAPTADOR HEMBRA

MATERIAL: AISI 316L - 1.4404
THREAD: EN 10226-1 (ex ISO 7/1)

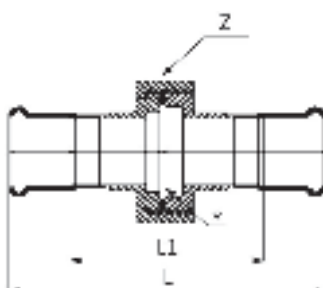
| CODE | De x Rp mm x inch | L mm | Z mm | Y mm | | | | € |
|-----------|----------------------|---------|---------|---------|-----|----|-----|---|
| 269102015 | 15 x 1/2" | 52 | 31 | 24 | 55 | 20 | 300 | - |
| 269102018 | 18 x 1/2" | 52 | 31 | 24 | 56 | 20 | 200 | - |
| 269304018 | 18 x 3/4" | 51 | 31 | 30 | 57 | 20 | 200 | - |
| 269102022 | 22 x 1/2" | 52 | 32 | 24 | 65 | 10 | 200 | - |
| 269304022 | 22 x 3/4" | 52 | 32 | 30 | 70 | 10 | 200 | - |
| 269304028 | 28 x 3/4" | 57 | 37 | 30 | 76 | 10 | 150 | - |
| 269100028 | 28 x 1" | 57 | 35 | 36 | 104 | 10 | 100 | - |
| 269114035 | 35 x 1 1/4" | 70 | 45 | 46 | 182 | 5 | 50 | - |
| 269112042 | 42 x 1 1/2" | 118 | 78 | 55 | 280 | 4 | 40 | - |
| 269200054 | 54 x 2" | 135 | 83 | 70 | 340 | 2 | 10 | - |

**184/000****BOCCHETTONE SEDE CONICA**

- CONICAL UNION
- DURCHGANGSVERSCHRAUBUNG MIT PRESSENDEN KONISCH
- ÉLÉMENT DE TRANSITION FILTÉ CONIQUE AVEC MANCHONS DES 2 CÔTES
- RÁCOR 3 PIEZAS CONICO

MATERIAL: AISI 316L – 1.4404**O-RING:** EPDM nero - black - Schwarz - noir - negro

| CODE | De mm | L mm | L1 mm | Z mm | g | | | € |
|-----------|----------|---------|----------|---------|------|----|-----|---|
| 184015000 | 15 | 96 | 56 | 34 | 146 | 10 | 100 | - |
| 184018000 | 18 | 97 | 57 | 39 | 192 | 10 | 100 | - |
| 184022000 | 22 | 99 | 57 | 39 | 202 | 10 | 50 | - |
| 184028000 | 28 | 116 | 70 | 58 | 468 | 5 | 25 | - |
| 184035000 | 35 | 123 | 71 | 67 | 618 | 4 | 20 | - |
| 184042000 | 42 | 138 | 78 | 77 | 824 | 2 | 20 | - |
| 184054000 | 54 | 154 | 84 | 90 | 1178 | 2 | 10 | - |

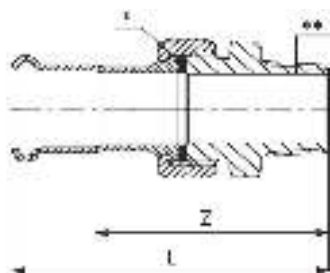
**184/001****BOCCHETTONE SEDE PIANA**

- FLAT FACED UNION
- DURCHGANGSVERSCHRAUBUNG MIT PRESSENDEN FLACHDICHTEND
- ÉLÉMENT DE TRANSITION FILTÉ PLAT AVEC MANCHONS DES 2 CÔTES
- RÁCOR 3 PIEZAS PLANO

MATERIAL: AISI 316L – 1.4404**O-RING:** EPDM nero - black - Schwarz - noir - negro**GASKET:** [*]: EPDM nero - black - Schwarz - noir - negro

| CODE | De mm | L mm | L1 mm | Z mm | Gasket mm | g | | € |
|-----------|----------|---------|----------|---------|-----------------|------|----|-----|
| 184015001 | 15 | 96 | 56 | 34 | 24x14 thk 2,5 | 146 | 10 | 120 |
| 184018001 | 18 | 97 | 57 | 39 | 30x20 thk 2,5 | 187 | 10 | 100 |
| 184022001 | 22 | 100 | 58 | 39 | 30x20 thk 2,5 | 194 | 10 | 100 |
| 184028001 | 28 | 117 | 71 | 58 | 47,5x37 thk 2,5 | 450 | 5 | 30 |
| 184035001 | 35 | 127 | 75 | 67 | 56x42 thk 2,5 | 617 | 4 | 20 |
| 184042001 | 42 | 140 | 80 | 77 | 66x56 thk 2,5 | 797 | 2 | 20 |
| 184054001 | 54 | 152 | 82 | 90 | 79,5x69 thk 2,5 | 1176 | 2 | 10 |

B1011



184/002

BOCCHETTONE SEDE PIANA FILETTO M

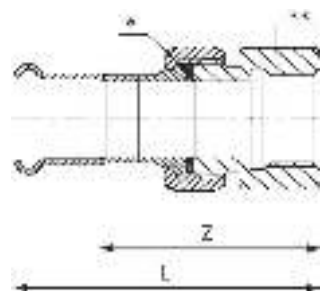
- STRAIGHT MALE UNION CONNECTOR
- DURCHGANGSVERSCHRAUBUNG MIT AUSSENGEWINDE
- RACCORD UNION FILETÉ
- RÁCOR 3 PIEZAS ROSCADO MACHO

MATERIAL: AISI 316L - 1.4404
FITTING: (**): ottone - brass - Messing - laiton - latón
O-RING: EPDM nero - black - Schwarz - noir - negro
GASKET: (*): EPDM nero - black - Schwarz - noir - negro
THREAD: EN 10226-1 (ex ISO 7/1)

| CODE | De x R mm x inch | L mm | Z mm | Gasket mm | | | | € |
|-----------|---------------------|---------|---------|-----------------|-----|---|-----|---|
| 184015002 | 15 x 1/2" | 76 | 56 | 24x14 thk 2,5 | 142 | 2 | 160 | - |
| 184018002 | 18 x 1/2" | 77 | 56 | 24x14 thk 2,5 | 144 | 2 | 160 | - |
| 184022122 | 22 x 1/2" | 79 | 54 | 30x20 thk 2,5 | 199 | 2 | 100 | - |
| 184022002 | 22 x 3/4" | 81 | 59 | 30x20 thk 2,5 | 202 | 2 | 100 | - |
| 184028342 | 28 x 3/4" | 87 | 64 | 39x27 thk 2,5 | 370 | 2 | 60 | - |
| 184028002 | 28 x 1" | 90 | 67 | 39x27 thk 2,5 | 364 | 2 | 60 | - |
| 184035002 | 35 x 1 1/4" | 101 | 74 | 44,5x34 thk 2,5 | 540 | 2 | 40 | - |
| 184042002 | 42 x 1 1/2" | 105 | 74 | 50,5x40 thk 2,5 | 563 | 2 | 30 | - |
| 184054002 | 54 x 2" | 118 | 83 | 65,5x53,5 thk 3 | 823 | 2 | 20 | - |

184/002 - non certificato SVGW - not certified SVGW - ohne Zertifizierung SVGW - sans certification SVGW - sin certificación SVGW

B1011



184/003

BOCCHETTONE SEDE PIANA FILETTO F

- STRAIGHT FEMALE UNION CONNECTOR
- DURCHGANGSVERSCHRAUBUNG MIT INNENGEWINDE
- RACCORD UNION TARAUDÉ
- RÁCOR 3 PIEZAS HEMBRA

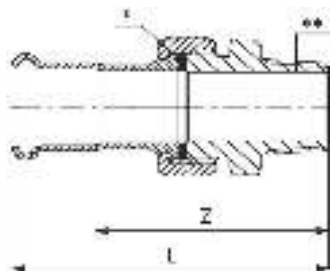
MATERIAL: AISI 316L - 1.4404
FITTING: (**): ottone - brass - Messing - laiton - latón
O-RING: EPDM nero - black - Schwarz - noir - negro
GASKET: (*): EPDM nero - black - Schwarz - noir - negro
THREAD: EN 10226-1 (ex ISO 7/1)

| CODE | De x Rp mm x inch | L mm | Z mm | Gasket mm | | | | € |
|-----------|----------------------|---------|---------|-------------------|------|---|-----|---|
| 184015003 | 15 x 1/2" | 71 | 50 | 24x14 thk 2,5 | 140 | 2 | 160 | - |
| 184018003 | 18 x 1/2" | 72 | 51 | 24x14 thk 2,5 | 145 | 2 | 140 | - |
| 184022123 | 22 x 1/2" | 75 | 54 | 30x20 thk 2,5 | 253 | 2 | 100 | - |
| 184022003 | 22 x 3/4" | 76 | 54 | 30x20 thk 2,5 | 213 | 2 | 100 | - |
| 184028343 | 28 x 3/4" | 83 | 60 | 39x27 thk 2,5 | 483 | 2 | 60 | - |
| 184028003 | 28 x 1" | 83 | 60 | 39x27 thk 2,5 | 404 | 2 | 60 | - |
| 184035003 | 35 x 1 1/4" | 93 | 66 | 44,5x30 thk 2,5 | 486 | 2 | 30 | - |
| 184042003 | 42 x 1 1/2" | 97 | 66 | 56x42 thk 2,5 | 536 | 2 | 30 | - |
| 184054003 | 54 x 2" | 116 | 81 | 65,5x53,5 thk 2,5 | 1091 | 2 | 20 | - |

184/003 - non certificato SVGW - not certified SVGW - ohne Zertifizierung SVGW - sans certification SVGW - sin certificación SVGW



B1011



184/002 INOX

BOCCHETTONE SEDE PIANA FILETTO M

- STRAIGHT MALE UNION CONNECTOR
- DURCHGANGSVERSCHRAUBUNG MIT AUSSENGEWINDE
- RACCORD UNION FILETÉ
- RÁCOR 3 PIEZAS ROSCADO MACHO

MATERIAL: AISI 316L - 1.4404

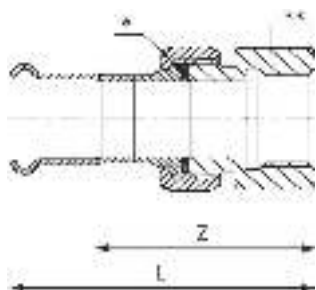
FITTING: (**): AISI 316L - 1.4404

O-RING: EPDM nero - black - Schwarz - noir - negro

GASKET: (*): EPDM nero - black - Schwarz - noir - negro

THREAD: EN 10226-1 (ex ISO 7/1)

| CODE | De x R mm x inch | L mm | Z mm | Gasket mm | g | | | € |
|------------|---------------------|---------|---------|-----------------|-----|---|-----|---|
| 184015002I | 15 x 1/2" | 77 | 56 | 24x14 thk 2,5 | 137 | 2 | 160 | - |
| 184015012I | 15 x 3/4" | 77 | 57 | 24x14 thk 2,5 | 178 | 2 | 160 | - |
| 184018002I | 18 x 1/2" | 77 | 56 | 24x14 thk 2,5 | 139 | 2 | 160 | - |
| 184018012I | 18 x 3/4" | 77 | 57 | 24x14 thk 2,5 | 178 | 2 | 160 | - |
| 184022012I | 22 x 1/2" | 79 | 58 | 30x20 thk 2,5 | 217 | 2 | 100 | - |
| 184022002I | 22 x 3/4" | 81 | 59 | 30x20 thk 2,5 | 194 | 2 | 100 | - |
| 184022022I | 22 x 1" | 81 | 60 | 30x20 thk 2,5 | 257 | 2 | 80 | - |
| 184028002I | 28 x 1" | 90 | 67 | 39x27 thk 2,5 | 350 | 2 | 60 | - |
| 184035002I | 35 x 1 1/4" | 101 | 74 | 44,5x34 thk 2,5 | 518 | 2 | 40 | - |
| 184042002I | 42 x 1 1/2" | 102 | 71,5 | 44,5x34 thk 2,5 | 543 | 2 | 30 | - |
| 184054002I | 54 x 2" | 111 | 77 | 56x42 thk 2,5 | 842 | 2 | 20 | - |



184/003 INOX

BOCCHETTONE SEDE PIANA FILETTO F

- STRAIGHT FEMALE UNION CONNECTOR
- DURCHGANGSVERSCHRAUBUNG MIT INNENGEWINDE
- RACCORD UNION TARAUDÉ
- RÁCOR 3 PIEZAS HEMBRA

MATERIAL: AISI 316L - 1.4404

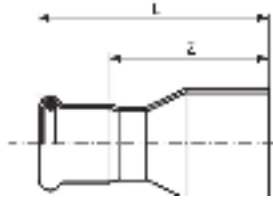
FITTING: (**): AISI 316L - 1.4404

O-RING: EPDM nero - black - Schwarz - noir - negro

GASKET: (*): EPDM nero - black - Schwarz - noir - negro

THREAD: EN 10226-1 (ex ISO 7/1)

| CODE | De x Rp mm x inch | L mm | Z mm | Gasket mm | g | | | € |
|------------|----------------------|---------|---------|-----------------|-----|---|-----|---|
| 184015003I | 15 x 1/2" | 71 | 50 | 24x14 thk 2,5 | 135 | 2 | 160 | - |
| 184015013I | 15 x 3/4" | 74 | 54 | 24x14 thk 2,5 | 189 | 2 | 120 | - |
| 184018003I | 18 x 1/2" | 72 | 51 | 24x14 thk 2,5 | 140 | 2 | 140 | - |
| 184018013I | 18 x 3/4" | 75 | 55 | 24x14 thk 2,5 | 190 | 2 | 120 | - |
| 184022003I | 22 x 3/4" | 76 | 54 | 30x20 thk 2,5 | 206 | 2 | 100 | - |
| 184022013I | 22 x 1" | 79 | 58 | 30x20 thk 2,5 | 337 | 2 | 60 | - |
| 184028003I | 28 x 1" | 83 | 60 | 39x27 thk 2,5 | 387 | 2 | 60 | - |
| 184035003I | 35 x 1 1/4" | 93 | 66 | 44,5x34 thk 2,5 | 467 | 2 | 30 | - |
| 184042003I | 42 x 1 1/2" | 93 | 62,5 | 44,5x34 thk 2,5 | 488 | 2 | 30 | - |
| 184054003I | 54 x 2" | 111 | 77 | 56x42 thk 2,5 | 902 | 2 | 20 | - |



191




RIDUZIONE MF

- REDUCER
- REDUZIERSTÜCK
- REDUCTION
- REDUCCIÓN MH

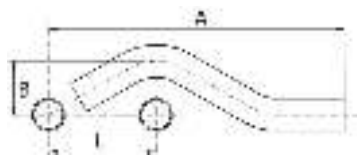
MATERIAL: AISI 316L - 1.4404

O-RING: EPDM nero - black - Schwarz - noir - negro

≤54 B 10 11
76÷108 B 10 12
≥139 B 10 17

| CODE | De mm | L mm | Z mm |  |  |  | € |
|-----------|---------------|-------|-------|---|---|---|---|
| 191018015 | 18 x 15 | 57 | 37 | 35 | 20 | 500 | - |
| 191022015 | 22 x 15 | 64 | 44 | 43 | 20 | 400 | - |
| 191022018 | 22 x 18 | 60 | 40 | 47 | 20 | 300 | - |
| 191028015 | 28 x 15 | 76,5 | 56,5 | 50 | 20 | 200 | - |
| 191028018 | 28 x 18 | 68 | 48 | 63 | 20 | 200 | - |
| 191028022 | 28 x 22 | 65 | 44 | 66 | 20 | 200 | - |
| 191035015 | 35 x 15 | 87 | 67 | 89 | 10 | 100 | - |
| 191035018 | 35 x 18 | 81 | 61 | 87 | 10 | 100 | - |
| 191035022 | 35 x 22 | 70 | 49 | 90 | 10 | 100 | - |
| 191035028 | 35 x 28 | 71 | 48 | 98 | 10 | 100 | - |
| 191042015 | 42 x 15 | 91 | 71 | 111 | 4 | 100 | - |
| 191042018 | 42 x 18 | 92 | 72 | 114 | 4 | 80 | - |
| 191042022 | 42 x 22 | 97 | 76 | 120 | 4 | 80 | - |
| 191042028 | 42 x 28 | 93 | 70 | 130 | 4 | 80 | - |
| 191042035 | 42 x 35 | 81 | 55 | 138 | 4 | 40 | - |
| 191054015 | 54 x 15 | 103 | 83 | 158 | 4 | 40 | - |
| 191054018 | 54 x 18 | 103 | 83 | 162 | 4 | 40 | - |
| 191054022 | 54 x 22 | 104 | 83 | 169 | 4 | 40 | - |
| 191054028 | 54 x 28 | 108,5 | 85,5 | 180 | 4 | 40 | - |
| 191054035 | 54 x 35 | 108 | 82 | 193 | 4 | 40 | - |
| 191054042 | 54 x 42 | 97,5 | 67,5 | 210 | 4 | 32 | - |
| 191076042 | 76,1 x 42 | 149 | 119 | 471 | 4 | 4 | - |
| 191076054 | 76,1 x 54 | 159 | 124 | 529 | 4 | 4 | - |
| 191088054 | 88,9 x 54 | 179 | 144 | 683 | 4 | 4 | - |
| 191088076 | 88,9 x 76,1 | 186 | 131 | 813 | 4 | 4 | - |
| 191108054 | 108 x 54 | 185 | 150 | 831 | 2 | 2 | - |
| 191108076 | 108 x 76,1 | 209 | 154 | 1022 | 2 | 2 | - |
| 191108088 | 108 x 88,9 | 210 | 150 | 1107 | 2 | 2 | - |
| 191139076 | 139,7 x 76,1 | 356,5 | 301,5 | 2100 | 1 | 1 | - |
| 191139088 | 139,7 x 88,9 | 380 | 320 | 2319 | 1 | 1 | - |
| 191139108 | 139,7 x 108 | 345 | 270 | 2285 | 1 | 1 | - |
| 191168076 | 168,3 x 76,1 | 369 | 315 | 2515 | 1 | 1 | - |
| 191168088 | 168,3 x 88,9 | 380 | 320 | 2660 | 1 | 1 | - |
| 191168108 | 168,3 x 108 | 395 | 320 | 2945 | 1 | 1 | - |
| 191168139 | 168,3 x 139,7 | 422 | 327 | 3392 | 1 | 1 | - |

B1011



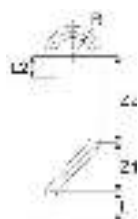
179

"S" DI SCAVALCAMENTO MM

- PIPE BRIDGE
- SPRUNGBOGEN
- "S" DE CHEVAUCHEMENT MALE
- "S" DE SUPERPOSICIÓN MM

MATERIAL: AISI 316L - 1.4404

| CODE | De mm | L mm | A mm | B mm | g | | | € |
|-----------|----------|---------|---------|---------|-----|----|-----|---|
| 179015000 | 15 | 57 | 158 | 30 | 54 | 10 | 150 | - |
| 179018000 | 18 | 60 | 166 | 31 | 74 | 10 | 100 | - |
| 179022000 | 22 | 65 | 179 | 33 | 116 | 10 | 100 | - |
| 179028000 | 28 | 73 | 206 | 36 | 192 | 10 | 50 | - |



178

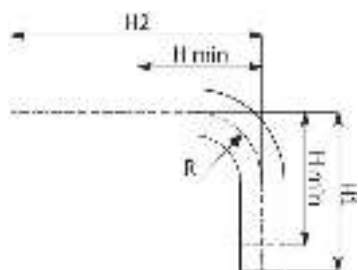
TUBO PER ARIA COMPRESSA

- PIPE FOR COMPRESSED AIR
- SPRUNGBOGEN FÜR DRUCKLUFT
- TUBE POUR L'AIR COMPRIMÉ
- TUBO DE AIRE

MATERIAL: AISI 316L - 1.4404

| CODE | De mm | L1 mm | L2 mm | Z1 mm | Z2 mm | R mm | g | | € | |
|-----------|----------|----------|----------|----------|----------|---------|-----|---|----|---|
| 178015316 | 15 | 30 | 30 | 96 | 114 | 35 | 143 | 1 | 20 | - |
| 178018316 | 18 | 50 | 35 | 108 | 112 | 39 | 195 | 1 | 20 | - |
| 178022316 | 22 | 50 | 35 | 110 | 110 | 41 | 359 | 1 | 20 | - |
| 178028316 | 28 | 60 | 40 | 139 | 113 | 51 | 550 | 1 | 15 | - |

B1011



194/900

TUBO CURVO 90°

- 90° ELBOW MM
- PASSBOGEN 90°
- COUDE D'AJUSTEMENT 90°
- TUBO RICURVO 90° MM

MATERIAL: AISI 316L - 1.4404

| CODE | De mm | H1 mm | H min mm | H2 mm | R mm | g | | € | |
|-----------|----------|----------|-------------|----------|---------|------|----|-----|---|
| 194015900 | 15 | 70 | 48 | 120 | 35 | 89 | 20 | 160 | - |
| 194018900 | 18 | 70 | 53 | 120 | 38 | 108 | 20 | 120 | - |
| 194022900 | 22 | 70 | 61 | 120 | 40 | 133 | 10 | 100 | - |
| 194028900 | 28 | 97 | 80 | 125 | 45 | 202 | 10 | 50 | - |
| 194035900 | 35 | 120 | 90 | 200 | 42 | 380 | 4 | 20 | - |
| 194042900 | 42 | 160 | 115 | 250 | 50 | 592 | 2 | 10 | - |
| 194054900 | 54 | 300 | 140 | 305 | 65 | 1139 | 2 | 2 | - |

B1011

B1011



194/600

TUBO CURVO 60°

- 60° ELBOW MM
- PASSBOGEN 60°
- COUDE D'AJUSTEMENT 60°
- TUBO RICURVO 60° MM

MATERIAL: AISI 316L - 1.4404

| CODE | De mm | H1 mm | H min mm | H2 mm | g | kg | box | € |
|-----------|-------|-------|----------|-------|-----|----|-----|---|
| 194028600 | 28 | 71 | 64 | 116 | 182 | 10 | 50 | - |
| 194035600 | 35 | 101 | 71 | 226 | 406 | 4 | 24 | - |
| 194042600 | 42 | 124 | 80 | 251 | 563 | 2 | 10 | - |
| 194054600 | 54 | 162 | 97 | 308 | 914 | 2 | 2 | - |



194/300

≤54 B1011
76÷108 B1012

TUBO CURVO 30°

- 30° ELBOW MM
- PASSBOGEN 30°
- COUDE D'AJUSTEMENT 30°
- TUBO RICURVO 30° MM

MATERIAL: AISI 316L - 1.4404

| CODE | De mm | H1 mm | H min mm | H2 mm | g | kg | box | € |
|-----------|-------|-------|----------|-------|------|----|-----|---|
| 194018300 | 18 | 55 | 39 | 128 | 113 | 20 | 120 | - |
| 194022300 | 22 | 50 | 44 | 124 | 134 | 10 | 50 | - |
| 194028300 | 28 | 55 | 47 | 131 | 183 | 10 | 50 | - |
| 194035300 | 35 | 80 | 50 | 218 | 375 | 4 | 24 | - |
| 194042300 | 42 | 98 | 54 | 274 | 566 | 2 | 10 | - |
| 194054300 | 54 | 137 | 72 | 324 | 909 | 2 | 2 | - |
| 194076300 | 76,1 | 201 | 135 | 201 | 1489 | 1 | 1 | - |
| 194088300 | 88,9 | 241 | 161 | 241 | 2095 | 1 | 1 | - |
| 194108300 | 108 | 263 | 168 | 263 | 2787 | 1 | 1 | - |



194/150

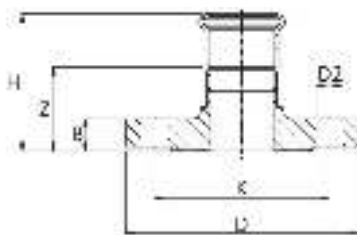
≤54 B1011
76÷108 B1012

TUBO CURVO 15°

- 15° ELBOW MM
- PASSBOGEN 15°
- COUDE D'AJUSTEMENT 15°
- TUBO RICURVO 15° MM

MATERIAL: AISI 316L - 1.4404

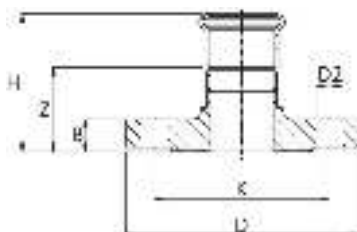
| CODE | De mm | H1 mm | H min mm | H2 mm | g | kg | box | € |
|-----------|-------|-------|----------|-------|------|----|-----|---|
| 194018150 | 18 | 55 | 40 | 128 | 114 | 20 | 120 | - |
| 194028150 | 28 | 45 | 38 | 136 | 180 | 10 | 50 | - |
| 194035150 | 35 | 62 | 32 | 234 | 373 | 4 | 24 | - |
| 194042150 | 42 | 94 | 50 | 276 | 563 | 2 | 10 | - |
| 194054150 | 54 | 117 | 52 | 337 | 896 | 2 | 2 | - |
| 194076150 | 76,1 | 228 | 163 | 228 | 1694 | 1 | 1 | - |
| 194088150 | 88,9 | 240 | 160 | 240 | 2091 | 1 | 1 | - |
| 194108150 | 108 | 249 | 154 | 249 | 2646 | 1 | 1 | - |

**193/002**
≤54 B 10 11
76÷108 B 10 12
MANICOTTO FLANGIATO

- ADAPTOR FLANGE
- ÜBERGANGSFLANSCH
- BRIDE DE RACCORDEMENT
- BRIDA ADAPTADOR

MATERIAL: AISI 316L - 1.4404**O-RING:** EPDM nero - black - Schwarz - noir - negro**PN 6**

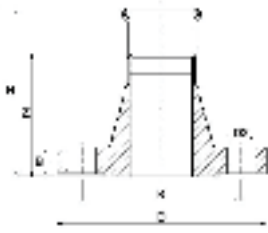
| CODE | De mm | DN flg | H mm | Z mm | B mm | D mm | D2 mm | Holes Nr. | K mm | | | | € |
|-----------|-------|--------|------|------|------|------|-------|-----------|------|------|---|----|---|
| 193015002 | 15 | 15 | 53 | 33 | 12 | 80 | 11 | 4 | 55 | 405 | 2 | 20 | - |
| 193018002 | 18 | 15 | 53,5 | 33,5 | 12 | 80 | 11 | 4 | 55 | 405 | 2 | 20 | - |
| 193022002 | 22 | 20 | 56,5 | 35,5 | 14 | 90 | 11 | 4 | 65 | 610 | 2 | 14 | - |
| 193028002 | 28 | 25 | 59,5 | 36,5 | 14 | 100 | 11 | 4 | 75 | 755 | 2 | 10 | - |
| 193035002 | 35 | 32 | 63 | 37 | 14 | 120 | 14 | 4 | 90 | 1080 | 2 | 6 | - |
| 193042002 | 42 | 40 | 67 | 37 | 14 | 130 | 14 | 4 | 100 | 1186 | 2 | 6 | - |
| 193054002 | 54 | 50 | 74 | 38 | 14 | 140 | 14 | 4 | 110 | 1348 | 2 | 4 | - |
| 193076002 | 76,1 | 65 | 101 | 45,5 | 14 | 160 | 14 | 4 | 130 | 1870 | 2 | 2 | - |
| 193088002 | 88,9 | 80 | 112 | 52 | 16 | 190 | 18 | 4 | 150 | 2920 | 2 | 2 | - |
| 193108002 | 108 | 100 | 128 | 53 | 16 | 210 | 18 | 4 | 170 | 3525 | 2 | 2 | - |

**193/000**
≤54 B 10 11
76÷108 B 10 12
≥139 B 10 17
MANICOTTO FLANGIATO

- ADAPTOR FLANGE
- ÜBERGANGSFLANSCH
- BRIDE DE RACCORDEMENT
- BRIDA ADAPTADOR

MATERIAL: AISI 316L - 1.4404**O-RING:** EPDM nero - black - Schwarz - noir - negro**PN 16**

| CODE | De mm | DN flg | H mm | Z mm | B mm | D mm | D2 mm | Holes Nr. | K mm | | | | € |
|-----------|-------|--------|------|------|------|------|-------|-----------|------|------|---|----|---|
| 193015000 | 15 | 15 | 55 | 35 | 14 | 95 | 14 | 4 | 65 | 660 | 2 | 20 | - |
| 193018000 | 18 | 15 | 55,5 | 35,5 | 14 | 95 | 14 | 4 | 65 | 660 | 2 | 20 | - |
| 193022000 | 22 | 20 | 58,5 | 37,5 | 16 | 105 | 14 | 4 | 75 | 945 | 2 | 14 | - |
| 193028000 | 28 | 25 | 61,5 | 38,5 | 16 | 115 | 14 | 4 | 85 | 1140 | 2 | 10 | - |
| 193035000 | 35 | 32 | 65,5 | 39,5 | 16 | 140 | 18 | 4 | 100 | 1640 | 2 | 6 | - |
| 193042000 | 42 | 40 | 69 | 39 | 16 | 150 | 18 | 4 | 110 | 1800 | 2 | 6 | - |
| 193054000 | 54 | 50 | 78 | 42 | 18 | 165 | 18 | 4 | 125 | 2450 | 2 | 4 | - |
| 193076000 | 76,1 | 65 | 105 | 50 | 18 | 185 | 18 | 4 | 145 | 3184 | 2 | 2 | - |
| 193088000 | 88,9 | 80 | 116 | 56 | 20 | 200 | 18 | 8 | 160 | 3950 | 2 | 2 | - |
| 193108000 | 108 | 100 | 132 | 57 | 20 | 220 | 18 | 8 | 180 | 4729 | 2 | 2 | - |
| 193139000 | 139,7 | 125 | 180 | 85 | 22 | 250 | 18 | 8 | 210 | 7095 | 1 | 1 | - |
| 193168000 | 168,3 | 150 | 212 | 91,5 | 22 | 285 | 22 | 8 | 240 | 8929 | 1 | 1 | - |



193/006

≤54 B 10 11

76÷108 B 10 12

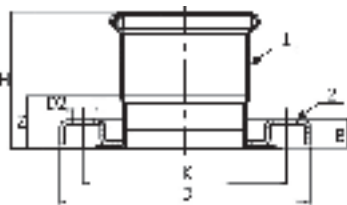
MANICOTTO FLANGIATO

- ADAPTOR FLANGE
- ÜBERGANGSFLANSCH
- BRIDE DE RACCORDEMENT
- BRIDA ADAPTADOR

ANSI 150 lb

MATERIAL: AISI 316L - 1.4404
O-RING: EPDM nero - black - Schwarz - noir - negro

| CODE | De mm | DN flg | H mm | Z mm | B mm | D mm | D2 mm | Holes Nr. | K mm | | | | € |
|-----------|-------|--------|-------|------|------|-------|-------|-----------|-------|------|---|----|---|
| 193015006 | 15 | 15 | 79,7 | 59,7 | 14,1 | 89 | 15,8 | 4 | 60,3 | 641 | 2 | 18 | - |
| 193018006 | 18 | 15 | 77,1 | 57,1 | 11,2 | 89 | 15,8 | 4 | 60,3 | 501 | 2 | 18 | - |
| 193022006 | 22 | 20 | 82,9 | 61,9 | 12,8 | 98,5 | 15,8 | 4 | 69,8 | 749 | 2 | 12 | - |
| 193028006 | 28 | 25 | 89,1 | 66,1 | 14,3 | 108 | 15,8 | 4 | 79,3 | 1062 | 2 | 8 | - |
| 193035006 | 35 | 32 | 94,4 | 68,4 | 15,9 | 117,5 | 15,8 | 4 | 88,9 | 1420 | 2 | 6 | - |
| 193042006 | 42 | 40 | 102,9 | 72,9 | 17,5 | 127,1 | 15,8 | 4 | 98,4 | 1809 | 2 | 4 | - |
| 193054006 | 54 | 50 | 111,1 | 75,5 | 19,1 | 152,5 | 19 | 4 | 120,6 | 2714 | 2 | 2 | - |
| 193076006 | 76,1 | 65 | 122,5 | 67,5 | 22,3 | 177,9 | 19 | 4 | 139,7 | 4194 | 2 | 2 | - |
| 193088006 | 88,9 | 80 | 150,9 | 90,9 | 23,8 | 190,6 | 19 | 4 | 152,4 | 5338 | 2 | 2 | - |
| 193108006 | 108 | 100 | 172,2 | 97,2 | 23,8 | 228,7 | 19 | 8 | 190,5 | 7525 | 2 | 2 | - |



193/001

≤54 B 10 11

76÷108 B 10 12

≥139 B 10 17

MANICOTTO CON FLANGIA SCORREVOLE

- ADAPTOR LOOSE FLANGE
- ÜBERGANGSLOSFLANSCH
- BRIDE TOURNANTE DE RACCORDEMENT
- BRIDA LOCA CON ADAPTADOR

PN 10

MATERIAL: 1 - AISI 316L - 1.4404
 2 - AISI 304 - 1.4301
O-RING: EPDM nero - black - Schwarz - noir - negro

| CODE | De mm | DN flg | H mm | Z mm | B mm | D mm | D2 mm | Holes Nr. | K mm | | | | € |
|-----------|-------|--------|------|------|------|------|-------|-----------|------|------|---|---|---|
| 193054001 | 54 | 50 | 60 | 24 | 21 | 165 | 18 | 4 | 125 | 895 | 2 | 6 | - |
| 193076001 | 76,1 | 65 | 86,5 | 31,5 | 23,5 | 185 | 18 | 4 | 145 | 1380 | 2 | 2 | - |
| 193088001 | 88,9 | 80 | 96 | 36 | 23,5 | 200 | 18 | 8 | 160 | 1380 | 2 | 2 | - |
| 193108001 | 108 | 100 | 116 | 41 | 24 | 220 | 18 | 8 | 180 | 1950 | 2 | 2 | - |
| 193139001 | 139,7 | 125 | 143 | 48 | 25,5 | 250 | 18 | 8 | 210 | 3352 | 1 | 1 | - |
| 193168001 | 168,3 | 150 | 176 | 63 | 28 | 285 | 22 | 8 | 240 | 4419 | 1 | 1 | - |

**193/004**

≤54 B 10 11
76÷108 B 10 12

BOCCELLO PER FLANGIA LIBERA

- COLLAR FOR LOOSE FLANGE
- AUSSEN FÜR LOSE-FLANSCH
- SORTIE A BRIDE POUR BRIDE TOURNANTE
- TRONCO EMBRIDADO PARA BRIDA LOCA

MATERIAL: AISI 316L - 1.4404

PN 6

| CODE | De mm | L mm | H mm | D mm | D1 mm | D2 mm | | | | € |
|-----------|----------|---------|---------|---------|----------|----------|------|---|----|---|
| 193022004 | 22 | 135 | 6 | 50 | 27 | 22 | 210 | 2 | 14 | - |
| 193028004 | 28 | 135 | 6 | 60 | 32 | 28 | 260 | 2 | 14 | - |
| 193035004 | 35 | 135 | 6 | 70 | 40 | 35 | 350 | 2 | 14 | - |
| 193042004 | 42 | 135 | 6 | 80 | 46 | 42 | 420 | 2 | 14 | - |
| 193054004 | 54 | 135 | 8 | 90 | 59 | 54 | 580 | 2 | 14 | - |
| 193076004 | 76,1 | 135 | 8 | 110 | 78 | 76,1 | 840 | 2 | 12 | - |
| 193088004 | 88,9 | 135 | 10 | 128 | 91 | 88,9 | 1150 | 2 | 6 | - |
| 193108004 | 108 | 135 | 10 | 148 | 110 | 108 | 1390 | 2 | 2 | - |

**193/003**

≤54 B 10 11
76÷108 B 10 12

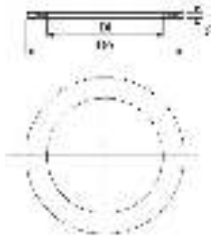
BOCCELLO PER FLANGIA LIBERA

- COLLAR FOR LOOSE FLANGE
- AUSSEN FÜR LOSE-FLANSCH
- SORTIE A BRIDE POUR BRIDE TOURNANTE
- TRONCO EMBRIDADO PARA BRIDA LOCA

MATERIAL: AISI 316L - 1.4404

PN 16

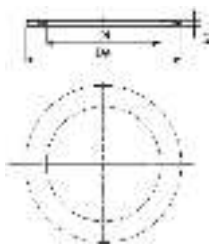
| CODE | De mm | L mm | H mm | D mm | D1 mm | D2 mm | | | | € |
|-----------|----------|---------|---------|---------|----------|----------|------|---|----|---|
| 193022003 | 22 | 135 | 6 | 58 | 27 | 22 | 240 | 2 | 14 | - |
| 193028003 | 28 | 135 | 6 | 68 | 32 | 28 | 300 | 2 | 14 | - |
| 193035003 | 35 | 135 | 6 | 78 | 40 | 35 | 390 | 2 | 14 | - |
| 193042003 | 42 | 135 | 6 | 88 | 46 | 42 | 470 | 2 | 14 | - |
| 193054003 | 54 | 135 | 8 | 102 | 59 | 54 | 700 | 2 | 14 | - |
| 193076003 | 76,1 | 135 | 8 | 122 | 78 | 76,1 | 980 | 2 | 4 | - |
| 193088003 | 88,9 | 135 | 10 | 138 | 91 | 88,9 | 1310 | 2 | 4 | - |
| 193108003 | 108 | 135 | 10 | 158 | 110 | 108 | 1580 | 2 | 2 | - |


434/PN 6
R 30 30
GUARNIZIONE ECOLOGICA PER FLANGE

- GASKET FOR FLANGE
- FLANSCHDICHTUNG
- JOINT POUR BRIDE
- JUNTA ECOLÓGICA PARA BRIDA

PN 6
MATERIAL: Sesalit Eco
NORM: EN 1092-1

| CODE | DN | De mm | Di mm | S mm | | | € |
|-----------|---------------|-------|-------|------|----|----|---|
| 434015006 | 15 - [1/2"] | 44 | 20 | 2 | 4 | 10 | - |
| 434020006 | 20 - [3/4"] | 54 | 25 | 2 | 6 | 10 | - |
| 434025006 | 25 - [1"] | 64 | 30 | 2 | 9 | 10 | - |
| 434032006 | 32 - [1 1/4"] | 75 | 38 | 2 | 11 | 10 | - |
| 434040006 | 40 - [1 1/2"] | 85 | 45 | 2 | 14 | 10 | - |
| 434050006 | 50 - [2"] | 95 | 57 | 2 | 15 | 10 | - |
| 434065006 | 65 - [2 1/2"] | 115 | 76 | 2 | 19 | 10 | - |
| 434080006 | 80 - [3"] | 132 | 89 | 2 | 26 | 10 | - |
| 434100006 | 100 - [4"] | 152 | 108 | 2 | 29 | 10 | - |


434/PN 10-16
R 30 30
GUARNIZIONE ECOLOGICA PER FLANGE

- GASKET FOR FLANGE
- FLANSCHDICHTUNG
- JOINT POUR BRIDE
- JUNTA ECOLÓGICA PARA BRIDA

PN 10/16
MATERIAL: Sesalit Eco
NORM: EN 1092-1

| CODE | DN | De mm | Di mm | S mm | | | € |
|-----------|---------------|-------|-------|------|----|----|---|
| 434015000 | 15 - [1/2"] | 50 | 20 | 2 | 6 | 10 | - |
| 434020000 | 20 - [3/4"] | 60 | 25 | 2 | 8 | 10 | - |
| 434025000 | 25 - [1"] | 70 | 30 | 2 | 10 | 10 | - |
| 434032000 | 32 - [1 1/4"] | 82 | 38 | 2 | 14 | 10 | - |
| 434040000 | 40 - [1 1/2"] | 92 | 45 | 2 | 17 | 10 | - |
| 434050000 | 50 - [2"] | 108 | 57 | 2 | 22 | 10 | - |
| 434065000 | 65 - [2 1/2"] | 127 | 76 | 2 | 27 | 10 | - |
| 434080000 | 80 - [3"] | 142 | 89 | 2 | 30 | 10 | - |
| 434100000 | 100 - [4"] | 162 | 108 | 2 | 38 | 10 | - |

Sesalit ECO: fibre organiche e sintetiche legate con gomma NBR/SBR esente amianto
 IMPIEGHI: Acqua calda e fredda, olii vegetali ed animali, aria, alcuni carburanti (no GAS)

LIMITI DI TEMPERATURA ORIENTATIVI

Temperatura massima per brevi esposizioni: 180°-200° C
 Temperatura massima di esercizio continuo per fluidi non aggressivi: 140° C
 Temperatura massima di esercizio continuo con vapore: 110° C

OMOLOGAZIONI: acqua potabile WRAS n° 1605525


Sesalit ECO: organic and synthetic fibers bonded with NBR/SBR asbestos-free

USES: hot and cold water, vegetable and animal oils, air, some fuels (no GAS)

GUIDELINE TEMPERATURE LIMITS

Maximum temperature for short exposure: 180°-200° C
 Maximum operating temperature for continuous non-aggressive fluids: 140° C
 Maximum temperature for continuous operation with steam: 110° C

APPROVAL: potable water WRAS n° 1605525

**179/001**




≤54 B 10 11

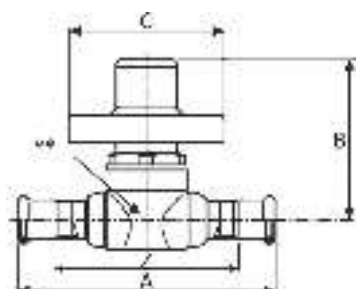
76÷108 B 10 12

PASSAGGIO STAGNO

- DECK / BULKHEAD PENETRATION
- WANDDURCHFÜHRUNG
- PASSAGE ÉTANCHE
- PASAJE ESTAÑO

MATERIAL: AISI 316L - 1.4404**NOTE:** (*): S235JR (Fe 360)

| CODE | De mm | L mm | L1 mm | Z mm | D mm | D1 mm |  |  |  | € |
|-----------|----------|---------|----------|---------|---------|----------|---|---|---|---|
| 179015001 | 15 | 450 | 120 | 165 | 25 | 15 | 460 | 1 | 65 | - |
| 179018001 | 18 | 450 | 120 | 165 | 30 | 18 | 621 | 1 | 65 | - |
| 179022001 | 22 | 450 | 120 | 165 | 33 | 22 | 701 | 1 | 50 | - |
| 179028001 | 28 | 450 | 120 | 165 | 37 | 28 | 776 | 1 | 45 | - |
| 179035001 | 35 | 450 | 120 | 165 | 43,5 | 35 | 936 | 1 | 40 | - |
| 179042001 | 42 | 450 | 120 | 165 | 53 | 42 | 1291 | 1 | 30 | - |
| 179054001 | 54 | 450 | 120 | 165 | 69 | 54 | 1965 | 1 | 18 | - |
| 179076001 | 76,1 | 450 | 120 | 165 | 88,5 | 76,1 | 2840 | 1 | 8 | - |
| 179088001 | 88,9 | 450 | 120 | 165 | 107 | 88,9 | 4081 | 1 | 8 | - |
| 179108001 | 108 | 450 | 120 | 165 | 131,5 | 108 | 5682 | 1 | 6 | - |




**195/000**

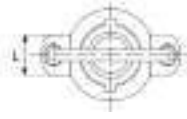
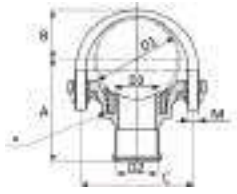
B 10 11

RUBINETTO DA INCASSO CON ROSONE

- STOPVALVE WITH PRESS ENDS
- UP-VENTIL MIT PRESSENDEN
- ROBINET ENCASTRE AVEC ROSACE
- VÁLVULA DE BOLA "PRES" CON EMBECELLADOR

MATERIAL: AISI 316L - 1.4404**O-RING:** EPDM nero - black - Schwarz - noir - negro**NOTE:** (**) Movimento interno in Ottone - Kugel aus Messing - Ball out of brass - Mouvement en laiton - Bola en latón

| CODE | De mm | Z mm | A mm | B mm | C mm |  |  |  | € |
|-----------|----------|---------|---------|---------|---------|---|---|---|---|
| 195015000 | 15 | 42 | 101 | 74 | 70 | 330 | 1 | 10 | - |



171/P

COLLARE DI PRESA CON DERIVAZIONE A PRESSARE

- BRACKET WITH FEMALE PRESS CONNECTION
- ANBOHRSCHELLE MIT PRESSENDEN
- COLLIER DE PRISE AVEC DÉRIVATION F
- CONJUNTO DERIVACIÓN DE PRENSAR

MATERIAL: AISI 316L - 1.4404

O-RING: EPDM nero - black - Schwarz - noir - negro

GASKET: [*]: EPDM guarnizione - gasket - Dichtung - joint - juntas

| CODE | D1 mm | D2 mm | D3 mm | A mm | B mm | C mm | L mm | M mm | | | | € |
|------------------|----------|----------|----------|---------|---------|---------|---------|-----------|------|---|----|---|
| 171076035 | 76,1 | 35 | 42 | 90 | 44 | 100 | 35 | M 10 x 35 | 700 | 1 | 20 | - |
| 171088042 | 88,9 | 42 | 50 | 97 | 53 | 115 | 40 | M 10 x 35 | 740 | 1 | 10 | - |
| 171108054 | 108 | 54 | 60 | 116 | 60 | 135 | 45 | M 10 x 35 | 1090 | 1 | 10 | - |

Montaggio - Assembly - Montage - Assemblage - Montaje



Fig. 1



Fig. 2



Fig. 3



Fig. 4



Fig. 5



Fig. 6



Fig. 7



Fig. 8



Fig. 9



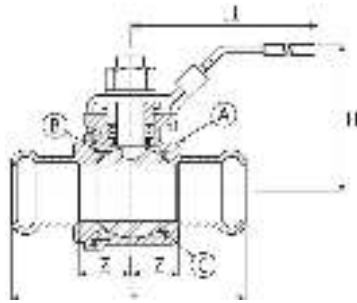
Fig. 10



Fig. 11



Fig. 12



195/005

B 10 11

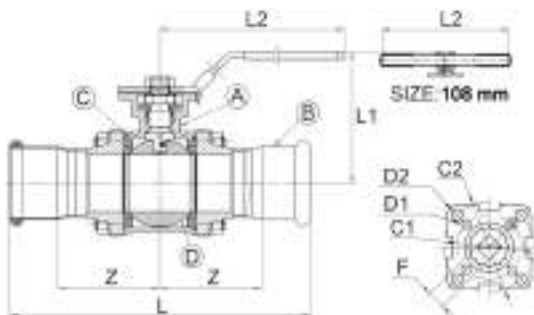
VALVOLA A SFERA PASSAGGIO TOTALE

- BALL VALVE WITH FULL PORT
- KUGELHAHN MIT VOLLEM DURCHGANG
- BOISSEAU SPHERIQUE PASSAGE RÉDUIT
- VÁLVULA DE BOLA PASO TOTAL

MATERIAL: A-C: AISI 316L - 1.4404 B: PTFE

O-RING: EPDM nero - black - Schwarz - noir - negro

| CODE | De mm | L mm | L1 mm | H mm | Z mm | | | | € |
|-----------|----------|---------|----------|---------|---------|-----|---|----|---|
| 195015005 | 15 | 85 | 97,5 | 50 | 20 | 275 | 1 | 10 | - |
| 195018005 | 18 | 88 | 123 | 59 | 20 | 430 | 1 | 10 | - |
| 195022005 | 22 | 100 | 123 | 62,5 | 21 | 508 | 1 | 10 | - |
| 195028005 | 28 | 107 | 145 | 69,5 | 23 | 786 | 1 | 10 | - |



195/003

≤54 B 10 11

76÷108 B 10 12

VALVOLA A SFERA 3 PZ PASSAGGIO TOTALE LUCCHETTABILE CON BASE PER ATTUATORE

- 3-PC BALL VALVE WITH FULL PORT
- KUGELHAHN 3-TEILIG MIT VOLLEM DURCHGANG
- BOISSEAU SPHERIQUE 3 PIÈCES PASSAGE INTÉGRAL
- VÁLVULA DE BOLA TRES PIEZAS PASO TOTAL

MATERIAL: A-B-D: AISI 316L - 1.4404 C: PTFE

O-RING: EPDM nero - black - Schwarz - noir - negro

NORM: flangia / flange / Flansch
bride / brida ISO 5211

| CODE | De mm | DN | DN inch | L mm | Z mm | L1 mm | L2 mm | C1 mm | C2 mm | D1 mm | D2 mm | F mm | | | | € |
|------------|----------|-----|------------|---------|---------|----------|----------|----------|----------|----------|----------|---------|-------|---|----|---|
| 195015003 | 15 | 10 | 3/8" | 128 | 44 | 72 | 151 | 36 | 42 | 6 | 6 | 9 | 698 | 1 | 10 | - |
| 195018003 | 18 | 15 | 1/2" | 134 | 47 | 72 | 151 | 36 | 42 | 6 | 6 | 9 | 714 | 1 | 10 | - |
| 195022003 | 22 | 20 | 3/4" | 151 | 54,5 | 80 | 151 | 36 | 50 | 6 | 7 | 9 | 992 | 1 | 10 | - |
| 195028003 | 28 | 25 | 1" | 167 | 60,5 | 90 | 179 | 42 | 50 | 6 | 7 | 11 | 1476 | 1 | 5 | - |
| 195035003 | 35 | 32 | 1 1/4" | 184 | 66 | 95 | 179 | 42 | 70 | 6 | 9 | 11 | 2280 | 1 | 5 | - |
| 195042003 | 42 | 40 | 1 1/2" | 207 | 73,5 | 104 | 198 | 50 | 70 | 7 | 9 | 14 | 3122 | 1 | 5 | - |
| 195054003 | 54 | 50 | 2" | 245 | 87,5 | 110 | 198 | 50 | 70 | 7 | 9 | 14 | 4600 | 1 | 2 | - |
| 195076003 | 76,1 | 65 | 2 1/2" | 334 | 112 | 150 | 270 | 70 | 102 | 9 | 11 | 17 | 9500 | 1 | 2 | - |
| 195088003 | 88,9 | 80 | 3" | 384 | 132 | 159 | 270 | 70 | 102 | 9 | 11 | 17 | 13800 | 1 | 1 | - |
| 195108003* | 108 | 100 | 4" | 470 | 160 | 210 | 405 | - | 102 | - | 11 | 22 | 25000 | 1 | 1 | - |

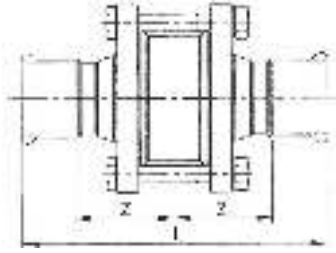
(* DN 108 con tubo maniglia, with pipe handle, mit Rohrgriff, avec tube-poignée, con mango de tubo

Le condizioni stampigliate sono relative al corpo della valvola. La pressione massima di lavoro delle valvole art. 195/003 = 16 bar. Con flangia per attuatore. The marked pressure's conditions are related to the body of the valve. Maximum working pressure for pressfitting valve art. 195/003 = 16 bar. With flange for actuator.

Die markierte Konditionen der Pressfitting entsprechend den Kugelhahnkoerper. Maximaler Arbeitsbetriebsdruck für Kugelhahn 195/003 = 16 bar. Mit Flansch für Stellantrieb.

Les conditions de pressions indiquées sur la presse vannes correspondent au corps de vanne. Pression de service maximale des vannes 195/003 = 16 bar. Avec bride pour actuateur.

Condiciones de presión marcadas están relacionadas con el cuerpo de la válvula. La presión máxima de trabajo de las válvulas art. 195/003 = 16 bar. Con brida para actuador.



195/004

≤54 B 10 11
76÷108 B 10 12

VALVOLA DI RITEGNO

- NON-RETURN VALVE
- RÜCKSCHLAGVENTIL
- CLAPET ANTI-RETOUR
- VÁLVULA DE RETENCIÓN

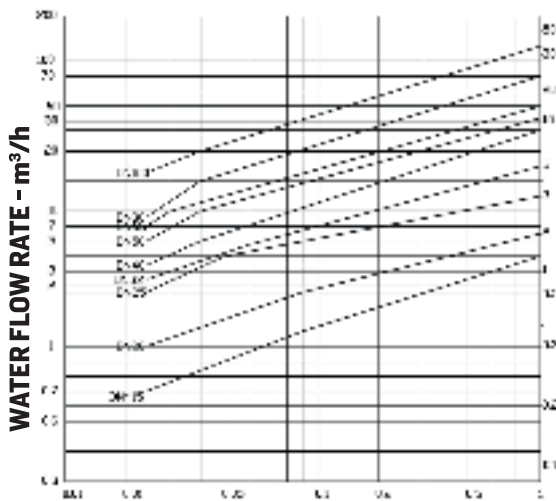
MATERIAL: AISI 316L - 1.4404

O-RING: EPDM nero - black - Schwarz - noir - negro

| CODE | De mm | DN | L mm | Z mm | | | | € |
|-----------|-------|-----|------|------|-------|---|----|---|
| 195015004 | 15 | 15 | 114 | 37 | 412 | 1 | 10 | - |
| 195018004 | 18 | 15 | 114 | 37 | 422 | 1 | 10 | - |
| 195022004 | 22 | 20 | 121 | 39,5 | 570 | 1 | 10 | - |
| 195028004 | 28 | 25 | 138 | 46 | 767 | 1 | 10 | - |
| 195035004 | 35 | 32 | 158 | 53 | 1238 | 1 | 10 | - |
| 195042004 | 42 | 40 | 180 | 60 | 1766 | 1 | 6 | - |
| 195054004 | 54 | 50 | 200 | 64,5 | 2418 | 1 | 2 | - |
| 195076004 | 76,1 | 65 | 271 | 80,5 | 5208 | 1 | 1 | - |
| 195088004 | 88,9 | 80 | 302 | 91 | 7108 | 1 | 1 | - |
| 195108004 | 108 | 100 | 370 | 110 | 12366 | 1 | 1 | - |

Le condizioni stampigliate sono relative al corpo della valvola. La pressione massima di lavoro delle valvole art. 195/004 = 16 bar
 The marked pressure's conditions are related to the body of the valve. Maximum working pressure for pressfitting valve art. 195/004 = 16 bar
 Die markierte Konditionen der Pressfitting entsprechend den Kugelhahnkoerper. Maximaler Arbeitsbetriebsdruck für Kugelhahn 195/004 = 16 bar
 Les conditions de pressions indiquées sur la presse vannes correspondent au corps de vanne. Pression de service maximale des vannes 195/004 = 16 bar.
 Condiciones de presión marcadas están relacionadas con el cuerpo de la válvula. La presión máxima de trabajo de las válvulas art. 195/004 = 16 bar

**DIAGRAMMA PERDITA DI CARICO
 PRESSURE LOSS DIAGRAM**



DN15-DN100 PRESSURE LOSS - bar

| CV / KV PER VALVOLA DI RITEGNO CV / KV FOR NON-RETURN VALVE | | | | DIREZIONE DI FLUSSO FLOW DIRECTION | | |
|--|---------------|---------------------|------------|--|----|----|
| DE | DN DN inch | CV US gallon/min | KV m³/h | ↑ | ↓ | → |
| | | | | Pressione di apertura Opening pressure (mbar) | | |
| 15 | 15 - 1/2" | 4,1 | 3,5 | 25 | 21 | 23 |
| 18 | 15 - 1/2" | 4,1 | 3,5 | 25 | 21 | 23 |
| 22 | 20 - 3/4" | 5,1 | 4,4 | 25 | 21 | 23 |
| 28 | 25 - 1" | 14 | 12 | 25 | 21 | 23 |
| 35 | 32 - 1 1/4" | 23,3 | 20 | 27 | 21 | 24 |
| 42 | 40 - 1 1/2" | 30,3 | 26 | 29 | 21 | 25 |
| 54 | 50 - 2" | 37,3 | 32 | 29 | 21 | 25 |
| 76,1 | 65 - 2 1/2" | 70 | 60 | 31 | 21 | 25 |
| 88,9 | 80 - 3" | 81,7 | 70 | 32 | 21 | 26 |
| 108 | 100 - 4" | 140 | 120 | 33 | 21 | 27 |

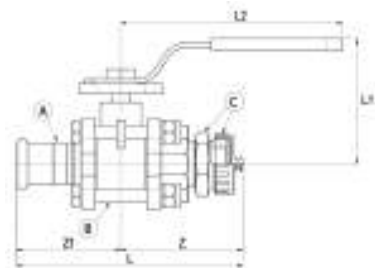
NOTE

Cv = flusso di acqua (a 60°F) in gpm (galloni al minuto) con una pressione differenziale (caduta di pressione) di 1 psi.

Kv = flusso di acqua (tra 5° e 40°) m³/h, con una pressione differenziale (caduta di pressione) di 1 bar.

[1 Kv = 0,86 Cv]





195/008

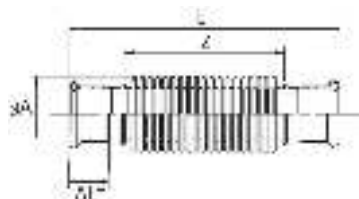
VALVOLA A SFERA CON PRESA
MANICHETTA

- BALL VALVE WITH HOSE CONNECTION
- KUGELHAHN MIT SCHLAUCHANSCHLUSS
- BOISSEAU SPHERIQUE AVEC RACCORD DETUYAU
- VÁLVULA DE BOLA CON CONEXIÓN DELA MANGUERA

MATERIAL: A-B: AISI 316L – 1.4404
C: ottone - brass - Messing - laiton - latón

O-RING: EPDM nero - black - Schwarz - noir - negro

| CODE | De mm | L mm | L1 mm | L2 mm | Z mm | Z1 mm | | | | € |
|-----------|-----------|---------|----------|----------|---------|----------|------|---|----|---|
| 195015008 | 15 x 3/4" | 131,5 | 72 | 151 | 67,5 | 64 | 873 | 1 | 10 | - |
| 195022008 | 22 x 1" | 148,5 | 80 | 151 | 73 | 75,5 | 1314 | 1 | 10 | - |



199

COMPENSATORE DI
DILATAZIONE

- EXPANSION COMPENSATOR
- WELLENKOMPENSATOR
- COMPENSATEUR D'EXPANSION
- DILATADOR

MATERIAL: AISI 316L – 1.4404

O-RING: EPDM nero - black - Schwarz - noir - negro

≤54 B 10 11

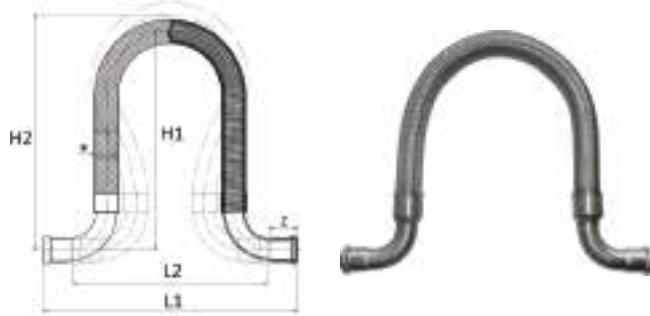
76÷108 B 10 12

| CODE | De mm | L mm | ΔL* mm | Cycles** | Z mm | A mm | | | | € |
|-----------|----------|---------|-----------|----------|---------|---------|------|---|-----|---|
| 199015000 | 15 | 139 | 16 | 800 | 71 | 22 | 80 | 1 | 100 | - |
| 199018000 | 18 | 143 | 18 | 800 | 74 | 27 | 108 | 1 | 80 | - |
| 199022000 | 22 | 139 | 20 | 800 | 68 | 34 | 130 | 1 | 80 | - |
| 199028000 | 28 | 150 | 22 | 800 | 73 | 41 | 155 | 1 | 40 | - |
| 199035000 | 35 | 177 | 26 | 800 | 90 | 51 | 251 | 1 | 24 | - |
| 199042000 | 42 | 202 | 32 | 800 | 107 | 61 | 440 | 1 | 16 | - |
| 199054000 | 54 | 221 | 36 | 800 | 113 | 71 | 550 | 1 | 12 | - |
| 199076000 | 76,1 | 278 | 30 | 500 | 180 | 87 | 1464 | 1 | 1 | - |
| 199088000 | 88,9 | 314 | 40 | 500 | 235 | 105 | 1871 | 1 | 1 | - |
| 199108000 | 108 | 388 | 50 | 500 | 255 | 131 | 2845 | 1 | 1 | - |

[*] Corsa assiale in compressione - Compression axial stroke - Axialhub in Kompression - Course axiale en compression - Carrera axial en compresión

[**] Numero di cicli di lavoro alla massima compressione - Work cycles number at maximum compression - Anzahl der Zyklen bei einer maximaler Kompression - Nombre de cycles de travail à compression maximale - Número de ciclos de trabajo a máxima compresión

B1011



199/001

TUBO FLESSIBILE AD OMEGA

- U-BEND FLEXIBLE PIPE
- FLEXIBLES ECKSTÜCK ZUM EINPRESSEN
- TUBE FLEXIBLE RACCORDS COUDÉS
- FLEXIBLE OMEGA

MATERIAL: AISI 316L - 1.4404
 [*]: rivestimento / covering / Überzug
 revêtement / revestimiento
 AISI 304L - 1.4307

O-RING: EPDM nero - black - Schwarz - noir - negro

| CODE | De mm | L1 mm | L2 mm | H1 mm | H2 mm | Z mm | g | kg | € |
|-----------|-------|-------|-------|-------|-------|------|------|----|---|
| 199015001 | 15 | 275 | 165 | 165 | 200 | 20 | 245 | 1 | - |
| 199018001 | 18 | 350 | 170 | 170 | 215 | 20 | 290 | 1 | - |
| 199022001 | 22 | 380 | 195 | 195 | 236 | 21 | 450 | 1 | - |
| 199028001 | 28 | 410 | 230 | 230 | 260 | 23 | 615 | 1 | - |
| 199035001 | 35 | 460 | 255 | 255 | 300 | 26 | 1080 | 1 | - |
| 199042001 | 42 | 530 | 295 | 295 | 345 | 30 | 1455 | 1 | - |
| 199054001 | 54 | 625 | 370 | 370 | 410 | 35 | 2310 | 1 | - |

B1011

199/002

TUBO FLESSIBILE RETTILINEO

- STRAIGHT FLEXIBLE PIPE
- PANZERSCHLAUCH ZUM EINPRESSEN
- TUBE FLEXIBLE RACCORDS DROIT
- FLEXIBLE RECTO

MATERIAL: AISI 316L - 1.4404
 [*]: rivestimento / covering / Überzug
 revêtement / revestimiento
 AISI 304L - 1.4307

O-RING: EPDM nero - black - Schwarz - noir - negro



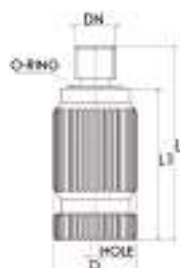
| CODE | De mm | L mm | Z mm | g | kg | € |
|-----------|-------|------|------|------|----|---|
| 199015002 | 15 | 500 | 20 | 200 | 1 | - |
| 199018002 | 18 | 600 | 20 | 310 | 1 | - |
| 199022002 | 22 | 700 | 21 | 350 | 1 | - |
| 199028002 | 28 | 700 | 23 | 495 | 1 | - |
| 199035002 | 35 | 800 | 26 | 980 | 1 | - |
| 199042002 | 42 | 900 | 30 | 1280 | 1 | - |
| 199054002 | 54 | 1100 | 35 | 2060 | 1 | - |

**195/007 U****B1011****ATTACCO NEBULIZZATORE**

- NEBULIZER CONNECTION
- VERNEBLER-ANSCHLUSS
- CONNEXION NÉBULISEUR
- CONEXIÓN NEBULIZADOR

MATERIAL: AISI 316L – 1.4404**O-RING:** EPDM nero – black – Schwarz – noir – negro

| CODE | De mm | L mm | Z mm | Holes Nr. |  |  |  | € |
|-----------|----------|---------|---------|------------|---|---|---|---|
| 195015017 | 15 | 60 | 24 | 1 x 10/24" | 82 | 10 | 200 | - |
| 195015027 | 15 | 60 | 24 | 2 x 10/24" | 80 | 10 | 200 | - |

**195/N****B1011****NEBULIZZATORE**

- NEBULIZER
- VERNEBLER
- NÉBULISEUR
- NEBULIZADOR

MATERIAL: AISI 304 – 1.4301**O-RING:** NBR marrone – brown – Braun – brun – marrón

| CODE | Hole µm | DN inch | L1 mm | D mm | L mm |  |  | € |
|-----------|------------|------------|----------|---------|---------|---|---|---|
| 195000015 | 15 | 10/24" | 20 | 9,5 | 25 | 10 | 10 | - |
| 195000020 | 20 | 10/24" | 20 | 9,5 | 25 | 10 | 10 | - |
| 195000030 | 30 | 10/24" | 20 | 9,5 | 25 | 10 | 10 | - |
| 195000040 | 40 | 10/24" | 20 | 9,5 | 25 | 10 | 10 | - |
| 195000050 | 50 | 10/24" | 20 | 9,5 | 25 | 10 | 10 | - |

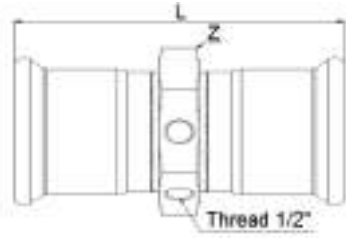
Esempio applicazione art. 195/007 U / Art. 195/007 U application example

195/007 U

Impianti di nebulizzazione con tubazione Ø 15
Atomization systems with Ø 15 pipes

≤54 B1011

76÷108 B1012






195/007

ATTACCO MULTI STRUMENTO

- MULTIMETER CONNECTION
- MULTI-TOOL-ANSCHLUSS
- CONNEXION MULTI-OUTILLAGE
- CONEXIÓN MULTIPLE HERRAMIENTA

MATERIAL: AISI 316L - 1.4404

O-RING: EPDM nero - black - Schwarz - noir - negro

| CODE | De mm | L mm | Z mm | Holes Nr. |  |  |  | € |
|-----------|-------|------|------|-----------|---|---|---|---|
| 195035007 | 35 | 128 | 60 | 3 x 1/2" | 715 | 1 | 10 | - |
| 195042007 | 42 | 135 | 60 | 3 x 1/2" | 645 | 1 | 10 | - |
| 195054007 | 54 | 135 | 74 | 3 x 1/2" | 874 | 1 | 6 | - |
| 195076007 | 76,1 | 189 | 92 | 3 x 1/2" | 1474 | 1 | 3 | - |
| 195088007 | 88,9 | 208 | 106 | 3 x 1/2" | 1874 | 1 | 2 | - |
| 195108007 | 108 | 240 | 130 | 3 x 1/2" | 2774 | 1 | 1 | - |























Con n° 2 tappi maschi ISO 228 per potere chiudere almeno 2 dei 3 attacchi disponibili da 1/2".
 With n° 2 male caps ISO 228 to close at least 2 of the 3 available attacks of 1/2".
 Mit n° 2 männlich Kappen ISO 228 mindestens 2 der 3 verfügbaren Angriffe von 1/2" zu schließen.
 Avec n° 2 mâle casquettes ISO 228 pour fermer au moins 2 des 3 attaques disponibles de 1/2".
 Con n° 2 casquillos macho ISO 228 para cerrar al menos 2 de los 3 ataques disponibles de 1/2".

Esempio applicazione art. 195/007 / Art. 195/007 application example



195/007 Attacco multi strumento (manometri, termometri, etc)
 Multiple purpose instrument inlet (manometers, thermometers, etc.)

Certificazioni / Certifications

| | | | | | |
|---------------|--|--|---|----------------------------|---------------|
| ø 15 ÷ 54 mm |  |  | PRODUKTE DER GASVERSORGUNG | DG-8531CL0163 (G 5614) | ø 15 – 54 mm |
| |  |  | EDELSTAHLROHR "INOXPRES" - 1.4404 | DV-7301BM 3426 (GW 541) | ø 15 – 108 mm |
| |  |  | UNLÖSBARE ROHRVERBINDUNGEN FÜR METALLENE GASLEITUNGEN PRESSVERBINDER AUS EDELSTAHL FÜR EDELSTAHLROHRE = INOXPRES® GAS= | G 2.827 (PG 500, PG 3149) | ø 15 – 108 mm |
| |  |  | UNLÖSBARE ROHRVERBINDUNGEN PRESSVERBINDUNGS-SYSTEM AUS EDELSTAHL INOXPRES GAS | 5-088-06 (G 5614) | ø 15 – 54 mm |
| |  |  | RACCORDI A PRESSARE PER GAS - PLUMBING FITTINGS FOR GASES | CA06-00231 | ø 15 – 54 mm |
| |  |  | SYSTEM OF STEEL PIPES AND STEEL COMPRESSION FITTINGS INOXPRES GAS | 202/C5a/2019 B-01319-19 | ø 15 – 108mm |
| |  |  | STAINLESS STEEL GAS PRESSFITTINGS FOR STAINLESS STEEL PIPES | C-16-3743-A | ø 15 – 54 mm |
| ø 76 ÷ 108 mm |  |  | EDELSTAHLROHR "INOXPRES" - 1.4404 | DV-7301BM 3426 (GW 541) | ø 15 – 108 mm |
| |  |  | PRODUKTE DER GASVERSORGUNG | DG-8531CL0163 (G 5614) | ø 76 – 108 mm |
| |  |  | UNLÖSBARE ROHRVERBINDUNGEN FÜR METALLENE GASLEITUNGEN PRESSVERBINDER AUS EDELSTAHL FÜR EDELSTAHLROHRE = INOXPRES® GAS= | G 2.827 (PG 500, PG 314) | ø 15 – 108 mm |
| |  |  | SYSTEM OF STEEL PIPES AND STEEL COMPRESSION FITTINGS INOXPRES GAS | 202/C5a/2019 B-01319-19 | ø 15 – 108 mm |

Campi di applicazione / Fields of application


inoxPRES® GAS



Gas metano / GPL
Natural gas / LPG

inoxPRES® GAS O-ring HNBR-NBR

Giallo | Yellow | Gelb | Jaune | Amarillo




116/200
≤54 B 30 31
76÷108 B 30 32
TUBO PER GAS

- PIPE FOR GAS
- ROHR FÜR GAS
- TUBE POUR LE GAZ
- TUBO PARA EL GAS

NORM: EN 10217-7 (DIN 17455) - EN 10312

Mat. Nr.: 1.4404 (AISI 316L) L=6 m
Crudo - Not annealed - Ungeglüht - Non-hypertrempé - Crudo

| CODE | Dimensions mm x mm | Ø int mm | L m |  kg/m | Volume l/m | Minimum package m | Bundle m | €/m |
|-----------|-----------------------|-------------|--------|--|---------------|----------------------|-------------|-----|
| 116015200 | 15 x 1,0 | 13 | 6 | 0,351 | 0,133 | 60 | 1014 | - |
| 116018200 | 18 x 1,0 | 16 | 6 | 0,426 | 0,201 | 60 | 1014 | - |
| 116022200 | 22 x 1,2 | 19,6 | 6 | 0,625 | 0,302 | 60 | 762 | - |
| 116028200 | 28 x 1,2 | 25,6 | 6 | 0,805 | 0,514 | 30 | 546 | - |
| 116035200 | 35 x 1,5 | 32 | 6 | 1,258 | 0,804 | 30 | 546 | - |
| 116042200 | 42 x 1,5 | 39 | 6 | 1,521 | 1,194 | 30 | 366 | - |
| 116054200 | 54 x 1,5 | 51 | 6 | 1,972 | 2,042 | 30 | 366 | - |
| 116076200 | * 76,1 x 2,0 | 72,1 | 6 | 3,711 | 4,080 | 6 | 114 | - |
| 116088200 | * 88,9 x 2,0 | 84,9 | 6 | 4,352 | 5,660 | 6 | 114 | - |
| 116108200 | * 108 x 2,0 | 104 | 6 | 5,308 | 8,490 | 6 | 114 | - |

[*] DN 76,1-88-108 Solo DVGW-ÖVGW-SZU - Only DVGW-ÖVGW-SZU - Nur DVGW-ÖVGW-SZU - Seulement DVGW-ÖVGW-SZU - Sólo DVGW-ÖVGW-SZU


116/300
≤54 B 30 31
76÷108 B 30 32
TUBO PER GAS

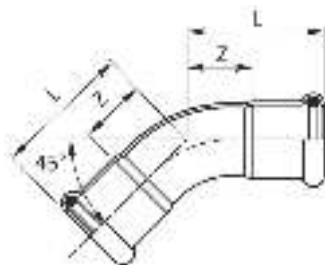
- PIPE FOR GAS
- ROHR FÜR GAS
- TUBE POUR LE GAZ
- TUBO PARA EL GAS

NORM: EN 10217-7 (DIN 17455) - EN 10312

Mat. Nr.: 1.4404 (AISI 316L) L=6 m
Ricotto - Annealed - Geglüht - Hypertrempé - Recocido

| CODE | Dimensions mm x mm | Ø int mm | L m |  kg/m | Volume l/m | Minimum package m | Bundle m | €/m |
|-----------|-----------------------|-------------|--------|--|---------------|----------------------|-------------|-----|
| 116015300 | 15 x 1,0 | 13 | 6 | 0,351 | 0,133 | 60 | 1014 | - |
| 116018300 | 18 x 1,0 | 16 | 6 | 0,426 | 0,201 | 60 | 1014 | - |
| 116022300 | 22 x 1,2 | 19,6 | 6 | 0,625 | 0,302 | 60 | 762 | - |
| 116028300 | 28 x 1,2 | 25,6 | 6 | 0,805 | 0,514 | 30 | 546 | - |
| 116035300 | 35 x 1,5 | 32 | 6 | 1,258 | 0,804 | 30 | 546 | - |
| 116042300 | 42 x 1,5 | 39 | 6 | 1,521 | 1,194 | 30 | 366 | - |
| 116054300 | 54 x 1,5 | 51 | 6 | 1,972 | 2,042 | 30 | 366 | - |
| 116076300 | * 76,1 x 2,0 | 72,1 | 6 | 3,711 | 4,080 | 6 | 114 | - |
| 116088300 | * 88,9 x 2,0 | 84,9 | 6 | 4,352 | 5,660 | 6 | 114 | - |
| 116108300 | * 108 x 2,0 | 104 | 6 | 5,308 | 8,490 | 6 | 114 | - |

[*] DN 76,1-88-108 Solo DVGW-ÖVGW-SZU - Only DVGW-ÖVGW-SZU - Nur DVGW-ÖVGW-SZU - Seulement DVGW-ÖVGW-SZU - Sólo DVGW-ÖVGW-SZU

**181/450 G**



≤54 B1013

76÷108 B1014

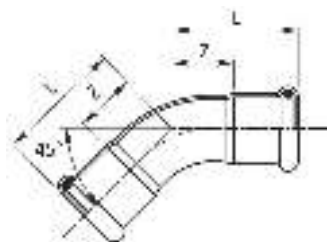
CURVA 45° FF

- 45° ELBOW FF
- BOGEN 45° II
- COUDE FF 45°
- CURVA 45° HH

MATERIAL: AISI 316L – 1.4404**O-RING:** NBR-HNBR giallo - yellow - Gelb - jaune - amarillo

| CODE | De mm | Radius | L mm | Z mm |  g |  | € |
|-------------|-------|--------|-------|------|---|---|---|
| 181015450G | 15 | 1,5 De | 36 | 16 | 50 | 4 | - |
| 181018450G | 18 | 1,5 De | 37 | 17 | 64 | 4 | - |
| 181022450G | 22 | 1,5 De | 41 | 20 | 82 | 4 | - |
| 181028450G | 28 | 1,5 De | 47 | 24 | 112 | 4 | - |
| 181035450G | 35 | 1,2 De | 43 | 17 | 127 | 1 | - |
| 181042450G | 42 | 1,2 De | 51 | 21 | 177 | 1 | - |
| 181054450G | 54 | 1,2 De | 62 | 30 | 273 | 1 | - |
| 181076450G* | 76,1 | 1,2 De | 131,5 | 76,5 | 900 | 1 | - |
| 181088450G* | 88,9 | 1,2 De | 144 | 84 | 1250 | 1 | - |
| 181108450G* | 108 | 1,2 De | 169 | 94 | 1700 | 1 | - |

[*] DN 76,1-88-108 Solo DVGW-ÖVGW-SZU - Only DVGW-ÖVGW-SZU - Nur DVGW-ÖVGW-SZU - Seulement DVGW-ÖVGW-SZU - Sólo DVGW-ÖVGW-SZU



**181/450C G**

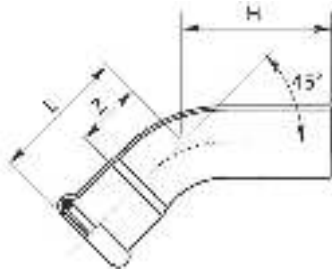
B1013

CURVA 45° FF - RAGGIO STRETTO

- 45° ELBOW FF - SHORT RADIUS
- BOGEN 45° II - KURZER RADIUS
- COUDE FF 45° - RAYON COURT
- CURVA 45° HH - RADIO CORTO

MATERIAL: AISI 316L – 1.4404**O-RING:** NBR giallo - yellow - Gelb - jaune - amarillo



| CODE | De mm | Radius | L mm | Z mm |  g |  | € |
|-------------|-------|--------|------|------|---|---|---|
| 181015450CG | 15 | 1,2 De | 27,5 | 7,5 | 39 | 4 | - |
| 181018450CG | 18 | 1,2 De | 29,5 | 9,5 | 48 | 4 | - |
| 181022450CG | 22 | 1,2 De | 32 | 11 | 63 | 4 | - |
| 181028450CG | 28 | 1,2 De | 37 | 14 | 90 | 4 | - |


181/451 G
≤54 B 10 13
76÷108 B 10 14
CURVA 45° MF

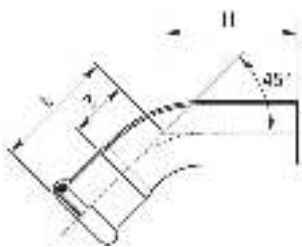
- 45° ELBOW MF
- BOGEN 45° IA
- COUDE MF 45°
- CURVA 45° HM

MATERIAL: AISI 316L - 1.4404

O-RING: NBR-HNBR giallo - yellow - Gelb - jaune - amarillo

| CODE | De mm | Radius | L mm | H mm | Z mm |  g |  | € |
|--------------------|----------|--------|---------|---------|---------|---|---|---|
| 181015451G | 15 | 1,5 De | 36 | 49 | 16 | 50 | 4 | - |
| 181018451G | 18 | 1,5 De | 37 | 43 | 17 | 64 | 4 | - |
| 181022451G | 22 | 1,5 De | 41 | 48 | 20 | 82 | 4 | - |
| 181028451G | 28 | 1,5 De | 47 | 54,5 | 22 | 112 | 4 | - |
| 181035451G | 35 | 1,2 De | 43 | 57,5 | 17 | 132 | 1 | - |
| 181042451G | 42 | 1,2 De | 51 | 72 | 21 | 196 | 1 | - |
| 181054451G | 54 | 1,2 De | 62 | 82 | 26 | 296 | 1 | - |
| 181076451G* | 76,1 | 1,2 De | 131,5 | 149 | 76,5 | 900 | 1 | - |
| 181088451G* | 88,9 | 1,2 De | 144 | 159 | 84 | 1250 | 1 | - |
| 181108451G* | 108 | 1,2 De | 169 | 199 | 94 | 1700 | 1 | - |



[*] DN 76,1-88-108 Solo DVGW-ÖVGW-SZU - Only DVGW-ÖVGW-SZU - Nur DVGW-ÖVGW-SZU - Seulement DVGW-ÖVGW-SZU - Sólo DVGW-ÖVGW-SZU

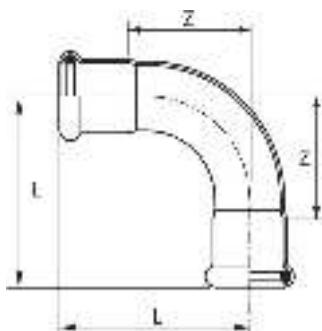

181/451C G
B 10 13
CURVA 45° MF - RAGGIO STRETTO

- 45° ELBOW MF - SHORT RADIUS
- BOGEN 45° IA - KURZER RADIUS
- COUDE MF 45° - RAYON COURT
- CURVA 45° HM - RADIO CORTO

MATERIAL: AISI 316L - 1.4404

O-RING: NBR giallo - yellow - Gelb - jaune - amarillo

| CODE | De mm | Radius | L mm | H mm | Z mm |  g |  | € |
|--------------------|----------|--------|---------|---------|---------|---|---|---|
| 181015451CG | 15 | 1,2 De | 27,5 | 36 | 7,5 | 38 | 4 | - |
| 181018451CG | 18 | 1,2 De | 29,5 | 38 | 9,5 | 47 | 4 | - |
| 181022451CG | 22 | 1,2 De | 32 | 42 | 11 | 63 | 4 | - |
| 181028451CG | 28 | 1,2 De | 37 | 46 | 14 | 90 | 4 | - |

**181/900 G**



≤54 B1013

76÷108 B1014

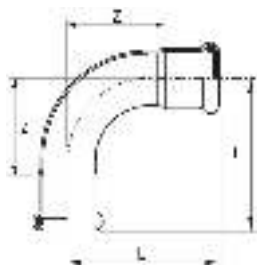
CURVA 90° FF

- 90° ELBOW FF
- BOGEN 90° II
- COUDE FF 90°
- CURVA 90° HH

MATERIAL: AISI 316L - 1.4404**O-RING:** NBR-HNBR giallo - yellow - Gelb - jaune - amarillo

| CODE | De mm | Radius | L mm | Z mm |  g |  | € |
|-------------|-------|--------|------|------|---|---|---|
| 181015900G | 15 | 1,5 De | 50 | 30 | 58 | 4 | - |
| 181018900G | 18 | 1,5 De | 54 | 34 | 72 | 4 | - |
| 181022900G | 22 | 1,5 De | 60 | 39 | 102 | 4 | - |
| 181028900G | 28 | 1,5 De | 73 | 50 | 143 | 4 | - |
| 181035900G | 35 | 1,2 De | 68 | 42 | 162 | 1 | - |
| 181042900G | 42 | 1,2 De | 80 | 50 | 231 | 1 | - |
| 181054900G | 54 | 1,2 De | 100 | 64 | 367 | 1 | - |
| 181076900G* | 76,1 | 1,2 De | 160 | 105 | 1150 | 1 | - |
| 181088900G* | 88,9 | 1,2 De | 182 | 122 | 1580 | 1 | - |
| 181108900G* | 108 | 1,2 De | 220 | 145 | 2250 | 1 | - |

(*) DN 76,1-88-108 Solo DVGW-ÖVGW-SZU - Only DVGW-ÖVGW-SZU - Nur DVGW-ÖVGW-SZU - Seulement DVGW-ÖVGW-SZU - Sólo DVGW-ÖVGW-SZU



**181/900C G**

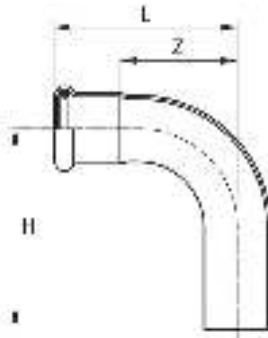
B1013

CURVA 90° FF - RAGGIO STRETTO

- 90° ELBOW FF - SHORT RADIUS
- BOGEN 90° II - KURZER RADIUS
- COUDE FF 90° - RAYON COURT
- CURVA 90° HH - RADIO CORTO

MATERIAL: AISI 316L - 1.4404**O-RING:** NBR giallo - yellow - Gelb - jaune - amarillo



| CODE | De mm | Radius | L mm | Z mm |  g |  | € |
|-------------|-------|--------|------|------|---|---|---|
| 181015900CG | 15 | 1,2 De | 38 | 18 | 46 | 4 | - |
| 181018900CG | 18 | 1,2 De | 41,5 | 21,5 | 58 | 4 | - |
| 181022900CG | 22 | 1,2 De | 47 | 26 | 78 | 4 | - |
| 181028900CG | 28 | 1,2 De | 56 | 33 | 116 | 4 | - |


181/901G
≤54 B 10 13
76÷108 B 10 14
CURVA 90° MF

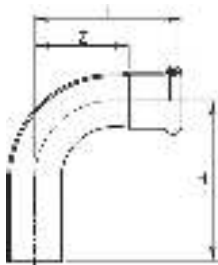
- 90° ELBOW MF
- BOGEN 90° IA
- COUDE MF 90°
- CURVA 90° HM

MATERIAL: AISI 316L - 1.4404

O-RING: NBR-HNBR giallo - yellow - Gelb - jaune - amarillo

| CODE | De mm | Radius | L mm | H mm | Z mm |  |  | € |
|-------------|-------|--------|------|------|------|---|---|---|
| 181015901G | 15 | 1,5 De | 50 | 63 | 30 | 58 | 4 | - |
| 181018901G | 18 | 1,5 De | 54 | 63 | 34 | 72 | 4 | - |
| 181022901G | 22 | 1,5 De | 60 | 71 | 39 | 102 | 4 | - |
| 181028901G | 28 | 1,5 De | 73 | 81 | 50 | 143 | 4 | - |
| 181035901G | 35 | 1,2 De | 68 | 82 | 42 | 176 | 1 | - |
| 181042901G | 42 | 1,2 De | 80 | 101 | 50 | 253 | 1 | - |
| 181054901G | 54 | 1,2 De | 100 | 120 | 64 | 390 | 1 | - |
| 181076901G* | 76,1 | 1,2 De | 160 | 180 | 105 | 1150 | 1 | - |
| 181088901G* | 88,9 | 1,2 De | 182 | 197 | 122 | 1580 | 1 | - |
| 181108901G* | 108 | 1,2 De | 220 | 236 | 145 | 2250 | 1 | - |



[*] DN 76,1-88-108 Solo DVGW-ÖVGW-SZU - Only DVGW-ÖVGW-SZU - Nur DVGW-ÖVGW-SZU - Seulement DVGW-ÖVGW-SZU - Sólo DVGW-ÖVGW-SZU

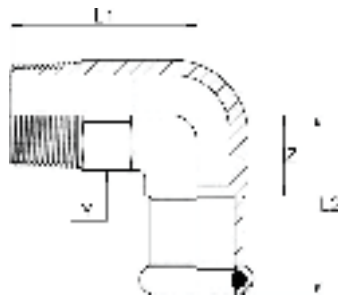

181/901C G
B 10 13
CURVA 90° MF - RAGGIO STRETTO

- 90° ELBOW MF - SHORT RADIUS
- BOGEN 90° IA - KURZER RADIUS
- COUDE MF 90° - RAYON COURT
- CURVA 90° HM - RADIO CORTO

MATERIAL: AISI 316L - 1.4404



O-RING: NBR giallo - yellow - Gelb - jaune - amarillo

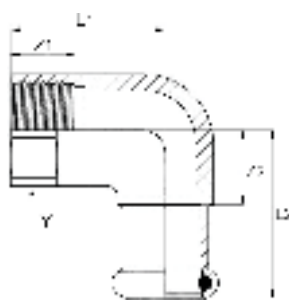
| CODE | De mm | Radius | L mm | H mm | Z mm |  |  | € |
|-------------|-------|--------|------|------|------|---|---|---|
| 181015901CG | 15 | 1,2 De | 38 | 48 | 18 | 46 | 4 | - |
| 181018901CG | 18 | 1,2 De | 41,5 | 48,5 | 21,5 | 56 | 4 | - |
| 181022901CG | 22 | 1,2 De | 47 | 57 | 26 | 79 | 4 | - |
| 181028901CG | 28 | 1,2 De | 56 | 64 | 33 | 115 | 4 | - |

**197 G****B1013****GOMITO MISTO 90° FILETTO M**

- ELBOW ADAPTER 90° WITH MALE THREAD
- ÜBERGANGSWINKEL 90° AG
- EQUERRE 90° AVEC FILETAGE M
- CODO MACHO



MATERIAL: AISI 316L - 1.4404**O-RING:** NBR giallo - yellow - Gelb - jaune - amarillo**THREAD:** EN 10226-1 (ex ISO 7/1)

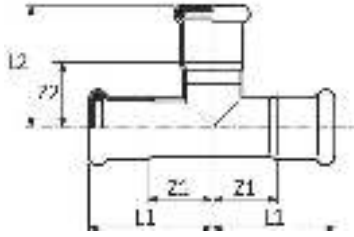
| CODE | De x R mm x inch | L1 mm | L2 mm | Z mm | Y mm |  |  | € |
|------------|---------------------|----------|----------|---------|---------|---|---|---|
| 197102015G | 15 x 1/2" | 37 | 36 | 16 | 22 | 87 | 4 | - |
| 197102018G | 18 x 1/2" | 37 | 36 | 16 | 22 | 93 | 4 | - |
| 197304022G | 22 x 3/4" | 44 | 43 | 22 | 28 | 164 | 4 | - |
| 197304028G | 28 x 3/4" | 44 | 45 | 22 | 28 | 195 | 4 | - |
| 197100028G | 28 x 1" | 56 | 50 | 27 | 36 | 332 | 4 | - |
| 197114035G | 35 x 1"1/4 | 63 | 76,5 | 50,5 | 46 | 476 | 1 | - |
| 197112042G | 42 x 1"1/2 | 67,5 | 80 | 50 | 50 | 533 | 1 | - |
| 197200054G | 54 x 2" | 78,5 | 91,5 | 56 | 65 | 899 | 1 | - |

**198 G****B1013****GOMITO MISTO 90° FILETTO F**

- ELBOW ADAPTER 90° WITH FEMALE THREAD
- ÜBERGANGSWINKEL 90° IG
- EQUERRE 90° AVEC FILETAGE F
- CODO HEMBRA

MATERIAL: AISI 316L - 1.4404**O-RING:** NBR giallo - yellow - Gelb - jaune - amarillo**THREAD:** EN 10226-1 (ex ISO 7/1)



| CODE | De x Rp mm x inch | L1 mm | L2 mm | Z1 mm | Z2 mm | Y mm |  |  | € |
|------------|----------------------|----------|----------|----------|----------|---------|---|---|---|
| 198102015G | 15 x 1/2" | 33 | 36 | 15 | 16 | 24 | 92 | 4 | - |
| 198102018G | 18 x 1/2" | 33 | 36 | 15 | 16 | 24 | 99 | 4 | - |
| 198304022G | 22 x 3/4" | 38 | 43 | 19 | 22 | 30 | 154 | 4 | - |
| 198102028G | 28 x 1/2" | 33 | 39 | 15 | 16 | 24 | 126 | 4 | - |
| 198100028G | 28 x 1" | 48 | 50 | 21 | 27 | 38 | 309 | 4 | - |
| 198114035G | 35 x 1"1/4 | 48 | 70,5 | 21 | 50,5 | 46 | 379 | 1 | - |
| 198112042G | 42 x 1"1/2 | 51 | 80 | 21 | 50 | 50 | 390 | 1 | - |
| 198200054G | 54 x 2" | 66 | 92 | 26 | 56 | 65 | 749 | 1 | - |

≤54 B 10 13
76÷108 B 10 14

182 G
“T”

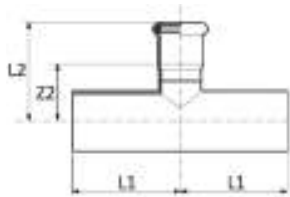
- EQUAL TEE
- T-STÜCK
- TÉ ÉGAL
- TE IGUAL HHH

MATERIAL: AISI 316L – 1.4404

O-RING: NBR-HNBR giallo - yellow - Gelb - jaune - amarillo

| CODE | De mm | L1 mm | L2 mm | Z1 mm | Z2 mm |  g |  | € |
|-------------|-------|-------|-------|-------|-------|---|---|---|
| 182015000G | 15 | 34 | 39 | 14 | 19 | 67 | 4 | - |
| 182018000G | 18 | 37 | 41 | 16 | 21 | 80 | 4 | - |
| 182022000G | 22 | 39 | 45 | 18 | 24 | 106 | 4 | - |
| 182028000G | 28 | 44 | 50 | 21 | 27 | 145 | 4 | - |
| 182035000G | 35 | 51 | 57 | 25 | 31 | 201 | 1 | - |
| 182042000G | 42 | 59 | 65 | 28 | 35 | 260 | 1 | - |
| 182054000G | 54 | 70 | 77 | 34 | 42 | 404 | 1 | - |
| 182076000G* | 76,1 | 108 | 118 | 53 | 63 | 1275 | 1 | - |
| 182088000G* | 88,9 | 132 | 131 | 72 | 71 | 1535 | 1 | - |
| 182108000G* | 108 | 155 | 159 | 74 | 84 | 2115 | 1 | - |

[*] DN 76,1-88-108 Solo DVGW-ÖVGW-SZU - Only DVGW-ÖVGW-SZU - Nur DVGW-ÖVGW-SZU - Seulement DVGW-ÖVGW-SZU - Sólo DVGW-ÖVGW-SZU




188 G
“T” RIDOTTO MFM

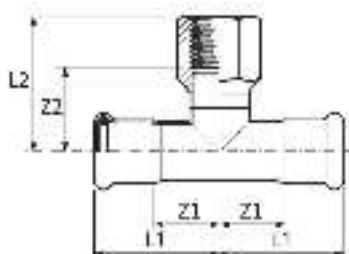
- REDUCING TEE MFM
- T-STÜCK MIT REDUZIERTEM ABGANG A/I/A
- TÉ RÉDUIT MFM
- TE REDUCIDA MHM

MATERIAL: AISI 316L – 1.4404

O-RING: NBR giallo - yellow - Gelb - jaune - amarillo

B 10 13

| CODE | De mm | L1 mm | L2 mm | Z2 mm |  g |  | € |
|------------|--------------|-------|-------|-------|---|---|---|
| 188028022G | 28 x 22 x 28 | 52,5 | 47 | 26 | 138 | 4 | - |
| 188035022G | 35 x 22 x 35 | 60 | 50,5 | 29,5 | 181 | 1 | - |
| 188035028G | 35 x 28 x 35 | 60 | 53,5 | 30,5 | 193 | 1 | - |
| 188042028G | 42 x 28 x 42 | 69 | 57 | 34 | 256 | 1 | - |
| 188054028G | 54 x 28 x 28 | 73,5 | 64,5 | 41,5 | 334 | 1 | - |



189 G

≤54 B1013

76÷108 B1014

"T" CON DERIVAZIONE FILETTO F

- BRANCH TEE FEMALE BSP OUTLET
- T-STÜCK MIT ABGANG IG
- TÉ MIXTE AVEC FILETAGE F
- TE HEMBRA ROSCADA

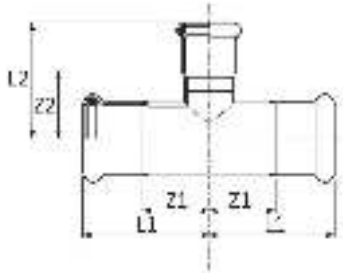
MATERIAL: AISI 316L - 1.4404

O-RING: NBR-HNBR giallo - yellow - Gelb - jaune - amarillo

THREAD: EN 10226-1 (ex ISO 7/1)

| CODE | De x Rp x De mm x inch x mm | L1 mm | L2 mm | Z1 mm | Z2 mm | | | € |
|---------------|--------------------------------|----------|----------|----------|----------|------|---|---|
| 189102015G ** | 15 x 1/2" x 15 | 36,5 | 22,5 | 16,5 | 8,5 | 117 | 4 | - |
| 189102018G ** | 18 x 1/2" x 18 | 36 | 24 | 16 | 10 | 128 | 4 | - |
| 189304018G ** | 18 x 3/4" x 18 | 38,5 | 26 | 18,5 | 11 | 147 | 4 | - |
| 189102022G ** | 22 x 1/2" x 22 | 39 | 26 | 18 | 12 | 159 | 4 | - |
| 189304022G ** | 22 x 3/4" x 22 | 41,5 | 30 | 20,5 | 14 | 184 | 4 | - |
| 189102028G ** | 28 x 1/2" x 28 | 44 | 29 | 21 | 15 | 217 | 4 | - |
| 189304028G ** | 28 x 3/4" x 28 | 44 | 30 | 21 | 14 | 221 | 4 | - |
| 189102035G | 35 x 1/2" x 35 | 51 | 51 | 25 | 36 | 197 | 1 | - |
| 189304035G | 35 x 3/4" x 35 | 51 | 54 | 25 | 37 | 205 | 1 | - |
| 189102042G | 42 x 1/2" x 42 | 59 | 54 | 29 | 39 | 271 | 1 | - |
| 189304042G | 42 x 3/4" x 42 | 59 | 57 | 29 | 41 | 277 | 1 | - |
| 189102054G | 54 x 1/2" x 54 | 70 | 61 | 34 | 46 | 377 | 1 | - |
| 189304054G | 54 x 3/4" x 54 | 70 | 64 | 34 | 48 | 391 | 1 | - |
| 189200054G | 54 x 2" x 54 | 70 | 81 | 34 | 55 | 838 | 1 | - |
| 189304076G* | 76,1 x 3/4" x 76,1 | 108 | 77 | 53 | 60 | 1040 | 1 | - |
| 189200076G* | 76,1 x 2" x 76,1 | 108 | 93 | 53 | 67 | 1495 | 1 | - |
| 189304088G* | 88,9 x 3/4" x 88,9 | 132 | 84 | 72 | 67 | 1255 | 1 | - |
| 189200088G* | 88,9 x 2" x 88,9 | 132 | 100 | 72 | 74 | 1720 | 1 | - |
| 189304108G* | 108 x 3/4" x 108 | 155 | 94 | 74 | 77 | 1700 | 1 | - |
| 189200108G* | 108 x 2" x 108 | 155 | 110 | 74 | 84 | 2160 | 1 | - |



(*) DN 76,1-88-108 Solo DVGW-ÖVGW-SZU - Only DVGW-ÖVGW-SZU - Nur DVGW-ÖVGW-SZU - Seulement DVGW-ÖVGW-SZU - Sólo DVGW-ÖVGW-SZU
 (**) senza saldatura - seamless - nahtlos - sans soudure - sin soldadura


192 G
≤54 B 10 13
76÷108 B 10 14
“T” RIDOTTO

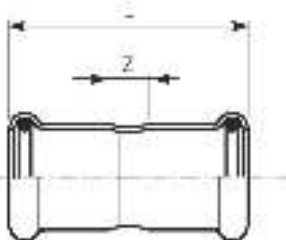
- REDUCING TEE
- T-STÜCK MIT REDUZIERTEM ABGANG
- TÉ RÉDUIT
- TE REDUCIDA HHH

MATERIAL: AISI 316L - 1.4404

O-RING: NBR-HNBR giallo - yellow - Gelb - jaune - amarillo

| CODE | De mm | L1 mm | L2 mm | Z1 mm | Z2 mm |  |  | € |
|-------------|--------------------|----------|----------|----------|----------|---|---|---|
| 192018015G | 18 x 15 x 18 | 37 | 41 | 16 | 21 | 80 | 4 | - |
| 192022015G | 22 x 15 x 22 | 39 | 43 | 18 | 23 | 95 | 4 | - |
| 192022018G | 22 x 18 x 22 | 39 | 44 | 18 | 23 | 98 | 4 | - |
| 192028015G | 28 x 15 x 28 | 44 | 46 | 21 | 26 | 126 | 4 | - |
| 192028018G | 28 x 18 x 28 | 44 | 46 | 21 | 26 | 130 | 4 | - |
| 192028022G | 28 x 22 x 28 | 44 | 47 | 21 | 26 | 135 | 4 | - |
| 192035015G | 35 x 15 x 35 | 51 | 49 | 25 | 29 | 158 | 1 | - |
| 192035018G | 35 x 18 x 35 | 51 | 50 | 25 | 30 | 163 | 1 | - |
| 192035022G | 35 x 22 x 35 | 51 | 51 | 25 | 30 | 167 | 1 | - |
| 192035028G | 35 x 28 x 35 | 51 | 54 | 25 | 31 | 171 | 1 | - |
| 192042022G | 42 x 22 x 42 | 59 | 54 | 29 | 33 | 237 | 1 | - |
| 192042028G | 42 x 28 x 42 | 59 | 57 | 29 | 34 | 243 | 1 | - |
| 192042035G | 42 x 35 x 42 | 59 | 61 | 29 | 35 | 272 | 1 | - |
| 192054022G | 54 x 22 x 54 | 70 | 62 | 34 | 41 | 340 | 1 | - |
| 192054028G | 54 x 28 x 54 | 70 | 65 | 34 | 42 | 345 | 1 | - |
| 192054035G | 54 x 35 x 54 | 70 | 68 | 34 | 42 | 361 | 1 | - |
| 192054042G | 54 x 42 x 54 | 70 | 72 | 34 | 42 | 376 | 1 | - |
| 192076054G* | 76,1 x 54 x 76,1 | 108 | 90 | 53 | 55 | 1065 | 1 | - |
| 192088028G* | 88,9 x 28 x 88,9 | 132 | 84 | 72 | 61 | 1225 | 1 | - |
| 192088054G* | 88,9 x 54 x 88,9 | 132 | 97 | 72 | 62 | 1280 | 1 | - |
| 192088076G* | 88,9 x 76,1 x 88,9 | 132 | 125 | 72 | 70 | 1485 | 1 | - |
| 192108028G* | 108 x 28 x 108 | 155 | 94 | 74 | 71 | 1670 | 1 | - |
| 192108076G* | 108 x 76,1 x 108 | 155 | 135 | 74 | 80 | 1930 | 1 | - |
| 192108088G* | 108 x 88,9 x 108 | 155 | 141 | 74 | 81 | 1965 | 1 | - |

[*] DN 76,1-88-108 Solo DVGW-ÖVGW-SZU - Only DVGW-ÖVGW-SZU - Nur DVGW-ÖVGW-SZU - Seulement DVGW-ÖVGW-SZU - Sólo DVGW-ÖVGW-SZU

**183/000 G**



≤54 B1013

76÷108 B1014

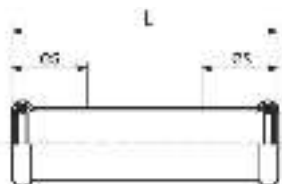
MANICOTTO

- COUPLING
- MUFFE
- MANCHON
- MANGUITO HH

MATERIAL: AISI 316L – 1.4404**O-RING:** NBR-HNBR giallo - yellow - Gelb - jaune - amarillo

| CODE | De mm | L mm | Z mm |  |  | € |
|-------------|----------|---------|---------|--|---|---|
| 183015000G | 15 | 49 | 9 | 35 | 4 | - |
| 183018000G | 18 | 50 | 10 | 42 | 4 | - |
| 183022000G | 22 | 53 | 11 | 54 | 4 | - |
| 183028000G | 28 | 56 | 10 | 71 | 4 | - |
| 183035000G | 35 | 63 | 10 | 97 | 1 | - |
| 183042000G | 42 | 72 | 12 | 136 | 1 | - |
| 183054000G | 54 | 83 | 13 | 198 | 1 | - |
| 183076000G* | 76,1 | 142 | 32 | 635 | 1 | - |
| 183088000G* | 88,9 | 166 | 46 | 765 | 1 | - |
| 183108000G* | 108 | 203 | 41 | 1170 | 1 | - |

[*] DN 76,1-88-108 Solo DVGW-ÖVGW-SZU - Only DVGW-ÖVGW-SZU - Nur DVGW-ÖVGW-SZU - Seulement DVGW-ÖVGW-SZU - Sólo DVGW-ÖVGW-SZU

**183/001 G**



≤54 B1013

76÷108 B1014

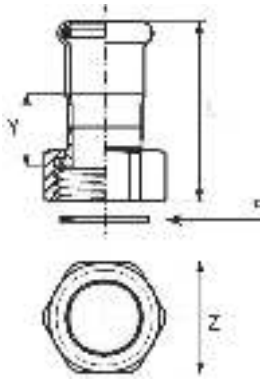
**MANICOTTO
PASSANTE**

- SLIP COUPLING
- SCHIEBEMUFFE
- MANCHON LONG
- MANGUITO SIN TOPE

MATERIAL: AISI 316L – 1.4404**O-RING:** NBR-HNBR giallo - yellow - Gelb - jaune - amarillo

| CODE | De mm | L mm | es mm |  |  | € |
|-------------|----------|---------|----------|--|---|---|
| 183015001G | 15 | 69 | 25 | 56 | 4 | - |
| 183018001G | 18 | 73 | 25 | 65 | 4 | - |
| 183022001G | 22 | 79 | 25 | 85 | 4 | - |
| 183028001G | 28 | 88,5 | 30 | 118 | 4 | - |
| 183035001G | 35 | 102,5 | 30 | 141 | 1 | - |
| 183042001G | 42 | 117,5 | 40 | 234 | 1 | - |
| 183054001G | 54 | 139 | 40 | 321 | 1 | - |
| 183076001G* | 76,1 | 230 | 60 | 940 | 1 | - |
| 183088001G* | 88,9 | 260 | 70 | 1240 | 1 | - |
| 183108001G* | 108 | 310 | 80 | 1835 | 1 | - |

[*] DN 76,1-88-108 Solo DVGW-ÖVGW-SZU - Only DVGW-ÖVGW-SZU - Nur DVGW-ÖVGW-SZU - Seulement DVGW-ÖVGW-SZU - Sólo DVGW-ÖVGW-SZU

B 10 13

183/002 G
MANICOTTO CON DADO FOLLE

- VALVE CONNECTOR
- ANSCHLUSSVERSCHRAUBUNG
- RACCORD ÉCROU LIBRE
- RÁCOR DOS PIEZAS

MATERIAL: AISI 316L - 1.4404

O-RING: NBR giallo - yellow - Gelb - jaune - amarillo

GASKET: [*]: HNBR giallo - yellow - Gelb - jaune - amarillo

THREAD: ISO 228/1 (ex DIN 259)

| CODE | De x G mm x inch | L mm | Z mm | Y mm | Gasket mm | | | € |
|------------|---------------------|---------|---------|---------|-----------------|-----|---|---|
| 183015012G | 15 x 1/2" | 48,5 | 27 | 23 | 18x10 thk 2,5 | 83 | 4 | - |
| 183015002G | 15 x 3/4" | 56 | 30 | 26 | 24x14 thk 2,5 | 66 | 4 | - |
| 183018012G | 18 x 1/2" | 49 | 27 | 23,5 | 18x10 thk 2,5 | 91 | 4 | - |
| 183018002G | 18 x 3/4" | 50 | 30 | 23 | 24x14 thk 2,5 | 65 | 4 | - |
| 183022012G | 22 x 3/4" | 50 | 30 | 19,5 | 24x14 thk 2,5 | 78 | 4 | - |
| 183022002G | 22 x 1" | 52 | 35 | 23 | 30x20 thk 2,5 | 87 | 4 | - |
| 183028012G | 28 x 1" | 52 | 36 | 19,5 | 30x20 thk 2,5 | 105 | 4 | - |
| 183028002G | 28 x 1 1/4" | 57 | 46 | 25 | 39x27 thk 2,5 | 136 | 4 | - |
| 183035012G | 35 x 1 1/4" | 57,5 | 46 | 20,5 | 39x27 thk 2,5 | 163 | 1 | - |
| 183035002G | 35 x 1 1/2" | 63 | 52 | 26 | 44,5x34 thk 2,5 | 186 | 1 | - |
| 183042022G | 42 x 1 1/2" | 63,5 | 52 | 21 | 44,5x34 thk 2,5 | 217 | 1 | - |
| 183042012G | 42 x 1 3/4" | 68 | 58 | 27 | 50,5x40 thk 2,5 | 223 | 1 | - |
| 183042002G | 42 x 2" | 68 | 64 | 27 | 56x42 thk 2,5 | 266 | 1 | - |
| 183054022G | 54 x 2" | 72 | 67 | 23 | 56x42 thk 2,5 | 301 | 1 | - |
| 183054012G | 54 x 2 3/8" | 77 | 75 | 30 | 65,5x53,5 thk 3 | 375 | 1 | - |
| 183054002G | 54 x 2 1/2" | 77 | 81 | 30 | 71,5x53 thk 3 | 439 | 1 | - |


183/003 G
TAPPO DI CHIUSURA

- STOP END
- VERSCHLUSSKAPPE
- BOUCHON D'OBTURATION
- TAPÓN

MATERIAL: AISI 316L - 1.4404

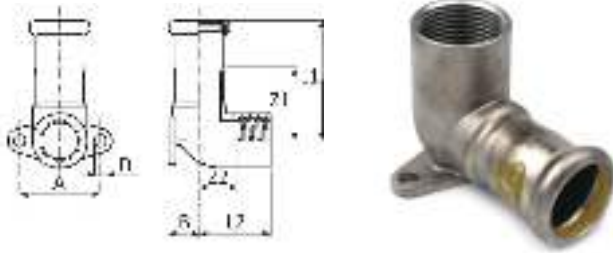
O-RING: NBR-HNBR giallo - yellow - Gelb - jaune - amarillo

≤54 B 10 13
76÷108 B 10 14

| CODE | De mm | L mm | L1 mm | | | € |
|-------------|----------|---------|----------|-----|---|---|
| 183015003G | 15 | 44 | 24 | 32 | 4 | - |
| 183018003G | 18 | 44 | 24 | 38 | 4 | - |
| 183022003G | 22 | 45 | 24 | 51 | 4 | - |
| 183028003G | 28 | 48 | 25 | 68 | 4 | - |
| 183035003G | 35 | 52 | 26 | 95 | 1 | - |
| 183042003G | 42 | 56 | 26 | 126 | 1 | - |
| 183054003G | 54 | 62 | 27 | 185 | 1 | - |
| 183076003G* | 76,1 | 93 | 38 | 540 | 1 | - |
| 183088003G* | 88,9 | 99 | 39 | 630 | 1 | - |
| 183108003G* | 108 | 117 | 42 | 935 | 1 | - |

[*] DN 76,1-88-108 Solo DVGW-ÖVGW-SZU - Only DVGW-ÖVGW-SZU - Nur DVGW-ÖVGW-SZU - Seulement DVGW-ÖVGW-SZU - Sólo DVGW-ÖVGW-SZU

B1013



185/000 G

GOMITO MISTO 90° FF

- WALL PLATE ELBOW 90° FF
- DECKENWINKEL 90° I/I
- EQUERRE 90° FF
- CODO PLACA HH

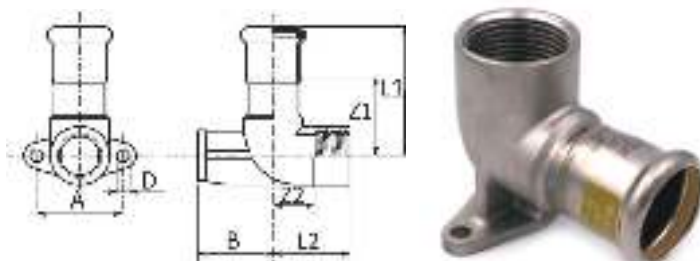
MATERIAL: AISI 316L - 1.4404

O-RING: NBR giallo - yellow - Gelb - jaune - amarillo

THREAD: EN 10226-1 (ex ISO 7/1)

| CODE | De x Rp mm x inch | L1 mm | L2 mm | Z1 mm | Z2 mm | A mm | B mm | D mm | | | € |
|------------|----------------------|----------|----------|----------|----------|---------|---------|---------|-----|---|---|
| 185102015G | 15 x 1/2" | 50 | 30 | 30 | 17 | 34 | 13 | 5 | 98 | 4 | - |
| 185102018G | 18 x 1/2" | 51 | 30 | 31 | 17 | 34 | 13 | 5 | 109 | 4 | - |
| 185304022G | 22 x 3/4" | 55 | 34 | 34 | 19 | 40 | 17 | 6 | 166 | 4 | - |

B1013



185/001 G

GOMITO MISTO 90° FF CON DISTANZIALE

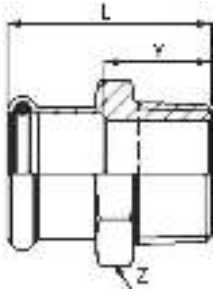
- EXTENSION WALL PLATE ELBOW 90° FF
- DECKENWINKEL 90°/W - I/I
- EQUERRE 90° FF AVEC SUPPORT D'AVANCEMENT
- CODO PLACA HH CON ESPACIADOR

MATERIAL: AISI 316L - 1.4404

O-RING: NBR giallo - yellow - Gelb - jaune - amarillo

THREAD: EN 10226-1 (ex ISO 7/1)

| CODE | De x Rp mm x inch | L1 mm | L2 mm | Z1 mm | Z2 mm | A mm | B mm | D mm | | | € |
|------------|----------------------|----------|----------|----------|----------|---------|---------|---------|-----|---|---|
| 185100122G | 22 x 1" | 59 | 35 | 38 | 15 | 50 | 30 | 6,5 | 252 | 4 | - |
| 185100128G | 28 x 1" | 62 | 35 | 39 | 15 | 50 | 30 | 6,5 | 264 | 4 | - |


187 G
≤54 B 10 13
76÷108 B 10 14
**MANICOTTO MISTO
FILETTO M**

- MALE ADAPTER
- ÜBERGANGSSTÜCK MIT AG
- RACCORD AVEC FILETAGE MALE
- UNIÓN MACHO

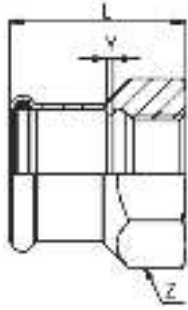
MATERIAL: AISI 316L - 1.4404

O-RING: NBR-HNBR giallo - yellow - Gelb -
jaune - amarillo

THREAD: EN 10226-1 (ex ISO 7/1)



| CODE | De x R mm x inch | L mm | Z mm | Y mm | | | € |
|-------------|---------------------|---------|---------|---------|------|---|---|
| 187308015G | 15 x 3/8" | 38 | 24 | 18 | 46 | 4 | - |
| 187102015G | 15 x 1/2" | 41 | 24 | 21 | 54 | 4 | - |
| 187304015G | 15 x 3/4" | 43 | 30 | 23 | 101 | 4 | - |
| 187102018G | 18 x 1/2" | 41 | 27 | 21 | 58 | 4 | - |
| 187304018G | 18 x 3/4" | 44 | 30 | 24 | 94 | 4 | - |
| 187102022G | 22 x 1/2" | 42 | 32 | 21 | 83 | 4 | - |
| 187304022G | 22 x 3/4" | 44 | 32 | 23 | 89 | 4 | - |
| 187100022G | 22 x 1" | 46 | 36 | 25 | 154 | 4 | - |
| 187304028G | 28 x 3/4" | 47 | 38 | 24 | 114 | 4 | - |
| 187100028G | 28 x 1" | 48 | 38 | 25 | 123 | 4 | - |
| 187114028G | 28 x 1 1/4" | 53 | 46 | 30 | 248 | 4 | - |
| 187100035G | 35 x 1" | 52 | 45 | 25 | 173 | 1 | - |
| 187114035G | 35 x 1 1/4" | 55 | 46 | 28 | 180 | 1 | - |
| 187112035G | 35 x 1 1/2" | 55 | 50 | 28 | 278 | 1 | - |
| 187114042G | 42 x 1 1/4" | 59 | 54 | 28 | 240 | 1 | - |
| 187112042G | 42 x 1 1/2" | 59 | 55 | 28 | 236 | 1 | - |
| 187112054G | 54 x 1 1/2" | 65 | 65 | 29 | 356 | 1 | - |
| 187200054G | 54 x 2" | 71 | 65 | 35 | 362 | 1 | - |
| 187212076G* | 76,1 x 2 1/2" | 98 | 83 | 43 | 769 | 1 | - |
| 187300088G* | 88,9 x 3" | 111 | 98 | 51 | 1218 | 1 | - |
| 187400108G* | 108 x 4" | 132 | 118 | 57 | 1842 | 1 | - |

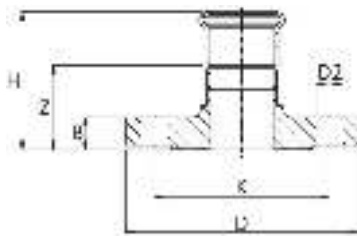
[*] DN 76,1-88-108 Solo DVGW-ÖVGW-SZU - Only DVGW-ÖVGW-SZU - Nur DVGW-ÖVGW-SZU - Seulement DVGW-ÖVGW-SZU - Sólo DVGW-ÖVGW-SZU

**190 G****B1013****MANICOTTO MISTO FILETTO F**

- FEMALE ADAPTER
- ÜBERGANGSSTÜCK MIT IG
- RACCORD AVEC FILETAGE FEMELLE
- UNIÓN HEMBRA



MATERIAL: AISI 316L - 1.4404**O-RING:** NBR giallo - yellow - Gelb - jaune - amarillo**THREAD:** EN 10226-1 (ex ISO 7/1)

| CODE | De x Rp mm x inch | L mm | Z mm | Y mm |  |  | € |
|------------|----------------------|---------|---------|---------|---|---|---|
| 190102015G | 15 x 1/2" | 38 | 27 | 2 | 64 | 4 | - |
| 190304015G | 15 x 3/4" | 39 | 32 | 2 | 75 | 4 | - |
| 190102018G | 18 x 1/2" | 38 | 27 | 2 | 89 | 4 | - |
| 190304018G | 18 x 3/4" | 39 | 32 | 2 | 80 | 4 | - |
| 190102022G | 22 x 1/2" | 39 | 32 | 2 | 99 | 4 | - |
| 190304022G | 22 x 3/4" | 40 | 32 | 2 | 82 | 4 | - |
| 190100022G | 22 x 1" | 43 | 41 | 2 | 148 | 4 | - |
| 190304028G | 28 x 3/4" | 42 | 38 | 2 | 130 | 4 | - |
| 190100028G | 28 x 1" | 45 | 41 | 2 | 158 | 4 | - |
| 190114028G | 28 x 1 1/4" | 48 | 46 | 2 | 148 | 4 | - |
| 190100035G | 35 x 1" | 49 | 46 | 2 | 216 | 1 | - |
| 190114035G | 35 x 1 1/4" | 52 | 46 | 2 | 170 | 1 | - |
| 190112035G | 35 x 1 1/2" | 52 | 55 | 2 | 284 | 1 | - |
| 190114042G | 42 x 1 1/4" | 56 | 55 | 2 | 259 | 1 | - |
| 190112042G | 42 x 1 1/2" | 56 | 55 | 2 | 243 | 1 | - |
| 190112054G | 54 x 1 1/2" | 60 | 65 | 1 | 420 | 1 | - |
| 190200054G | 54 x 2" | 65 | 65 | 2 | 314 | 1 | - |

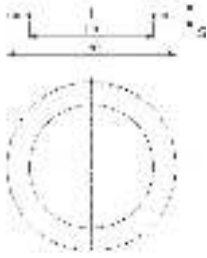
**193 G****≤54 B1013****76÷108 B1014****MANICOTTO FLANGIATO**

- ADAPTOR FLANGE
- ÜBERGANGSFLANSCH
- BRIDE DE RACCORDEMENT
- BRIDA ADAPTADOR

MATERIAL: AISI 316L - 1.4404**O-RING:** NBR-HNBR giallo - yellow - Gelb - jaune - amarillo**PN 16**

| CODE | De mm | DN flg | H mm | Z mm | B mm | D mm | D2 mm | Holes Nr. | K mm |  |  | € |
|-------------|----------|--------|---------|---------|---------|---------|----------|-----------|---------|---|---|---|
| 193015000G | 15 | 15 | 55 | 35 | 14 | 95 | 14 | 4 | 65 | 660 | 1 | - |
| 193018000G | 18 | 15 | 55,5 | 35,5 | 14 | 95 | 14 | 4 | 65 | 660 | 1 | - |
| 193022000G | 22 | 20 | 58,5 | 37,5 | 16 | 105 | 14 | 4 | 75 | 945 | 1 | - |
| 193028000G | 28 | 25 | 61,5 | 38,5 | 16 | 115 | 14 | 4 | 85 | 1140 | 1 | - |
| 193035000G | 35 | 32 | 65,5 | 39,5 | 16 | 140 | 18 | 4 | 100 | 1640 | 1 | - |
| 193042000G | 42 | 40 | 69 | 39 | 16 | 150 | 18 | 4 | 110 | 1800 | 1 | - |
| 193054000G | 54 | 50 | 78 | 42 | 18 | 165 | 18 | 4 | 125 | 2450 | 1 | - |
| 193076000G* | 76,1 | 65 | 105 | 50 | 18 | 185 | 18 | 4 | 145 | 3184 | 1 | - |
| 193088000G* | 88,9 | 80 | 116 | 56 | 20 | 200 | 18 | 8 | 160 | 3950 | 1 | - |
| 193108000G* | 108 | 100 | 132 | 57 | 20 | 220 | 18 | 8 | 180 | 4729 | 1 | - |



[*] DN 76,1-88-108 Solo DVGW-ÖVGW-SZU - Only DVGW-ÖVGW-SZU - Nur DVGW-ÖVGW-SZU - Seulement DVGW-ÖVGW-SZU - Sólo DVGW-ÖVGW-SZU


434/PN10-16 GAS
R 30 30
GUARNIZIONE ECOLOGICA PER FLANGE

- GASKET FOR FLANGE
- FLANSCHDICHTUNG
- JOINT POUR BRIDE
- JUNTA ECOLÓGICA PARA BRIDA

MATERIAL: NA 1100 - asbestos free
NORM: EN 1092-1

**PN
10/16**

| CODE | DN | De mm | Di mm | S mm |  |  | € |
|-------------------|---------------|----------|----------|---------|---|---|---|
| 434015000G | 15 - [1/2"] | 50 | 20 | 2 | 6 | 10 | - |
| 434020000G | 20 - [3/4"] | 60 | 25 | 2 | 8 | 10 | - |
| 434025000G | 25 - [1"] | 70 | 30 | 2 | 10 | 10 | - |
| 434032000G | 32 - [1 1/4"] | 82 | 38 | 2 | 14 | 10 | - |
| 434040000G | 40 - [1 1/2"] | 92 | 45 | 2 | 17 | 10 | - |
| 434050000G | 50 - [2"] | 108 | 57 | 2 | 22 | 10 | - |
| 434065000G | 65 - [2 1/2"] | 127 | 76 | 2 | 27 | 10 | - |
| 434080000G | 80 - [3"] | 142 | 89 | 2 | 30 | 10 | - |
| 434100000G | 100 - [4"] | 162 | 108 | 2 | 38 | 10 | - |

NA 1100 - esente amianto: fibre di carbonio e grafite legate con gomma NBR indicata per uso universale con alte temperature e pressioni elevate.

IMPIEGHI: adatta per la tenuta con i derivati del petrolio, acqua, vapori saturi, solventi, gas e prodotti chimici in generale

LIMITI DI IMPIEGO ORIENTATIVI

Standard 250°C / 70 bar

Vapore saturo 250°C / 40 bar

Massimi 450°C / 130 bar

OMOLOGAZIONI: DVGW per tenuta gas secondo DIN 3535 p. 6 - KTW per guarnizioni a contatto con acqua potabile

NA 1100 - asbestos-free: carbon fibers and graphite bonded with NBR rubber suitable for universal use with high temperatures and high pressures.

APPLICATIONS: suitable for sealing with petroleum derivatives, water, saturated steam, solvents, gases and chemical products in general.

GUIDELINE LIMITS

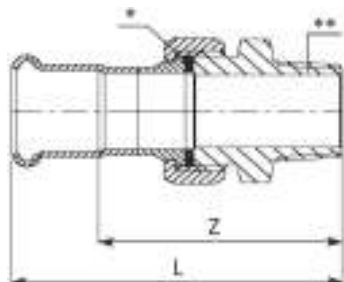
Standard 250° C / 70 bar

Saturated steam 250° C / 40 bar

Maximum 450° C / 130 bar



APPROVALS: DVGW for gas -DIN 3535 p. 6 - KTW for gaskets in contact with drinking water

B1013

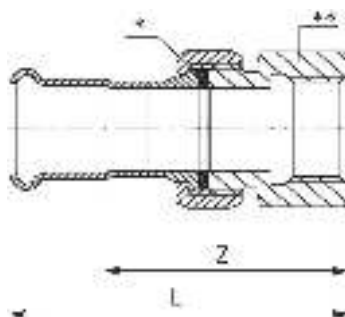
**184/002 G****BOCCHETTONE SEDE PIANA FILETTO M**

- STRAIGHT MALE UNION CONNECTOR
- DURCHGANGSVERSCHRAUBUNG MIT AUSSENGEWINDE
- RACCORD UNION FILETÉ
- RÁCOR 3 PIEZAS ROSCADO MACHO

MATERIAL: AISI 316L - 1.4404**FITTING:** (**): ottone - brass - Messing - laiton - latón**O-RING:** NBR giallo - yellow - Gelb - jaune - amarillo**GASKET:** (*): HNBR giallo - yellow - Gelb - jaune - amarillo**THREAD:** EN 10226-1 (ex ISO 7/1)



| CODE | De x R mm x inch | L mm | Z mm | Gasket mm |  |  | € |
|------------|---------------------|---------|---------|-----------------|---|---|---|
| 184015002G | 15 x 1/2" | 76 | 56 | 24x14 thk 2,5 | 142 | 4 | - |
| 184018002G | 18 x 1/2" | 77 | 56 | 24x14 thk 2,5 | 144 | 4 | - |
| 184022122G | 22 x 1/2" | 79 | 54 | 30x20 thk 2,5 | 199 | 4 | - |
| 184022002G | 22 x 3/4" | 81 | 59 | 30x20 thk 2,5 | 202 | 4 | - |
| 184028342G | 28 x 3/4" | 87 | 64 | 39x27 thk 2,5 | 370 | 4 | - |
| 184028002G | 28 x 1" | 90 | 67 | 39x27 thk 2,5 | 364 | 1 | - |
| 184035002G | 35 x 1 1/4" | 101 | 74 | 44,5x34 thk 2,5 | 540 | 1 | - |
| 184042002G | 42 x 1 1/2" | 105 | 74 | 50,5x40 thk 2,5 | 563 | 1 | - |
| 184054002G | 54 x 2" | 118 | 83 | 65,5x53,5 thk 3 | 823 | 1 | - |

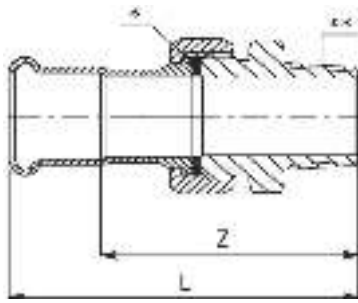
B1013

**184/003 G****BOCCHETTONE SEDE PIANA FILETTO F**

- STRAIGHT FEMALE UNION CONNECTOR
- DURCHGANGSVERSCHRAUBUNG MIT INNENGEWINDE
- RACCORD UNION TARAUDÉ
- RÁCOR 3 PIEZAS HEMBRA

MATERIAL: AISI 316L - 1.4404**FITTING:** (**): ottone - brass - Messing - laiton - latón**O-RING:** NBR giallo - yellow - Gelb - jaune - amarillo**GASKET:** (*): HNBR giallo - yellow - Gelb - jaune - amarillo**THREAD:** EN 10226-1 (ex ISO 7/1)

| CODE | De x Rp mm x inch | L mm | Z mm | Gasket mm |  |  | € |
|------------|----------------------|---------|---------|-----------------|---|---|---|
| 184015003G | 15 x 1/2" | 71 | 50 | 24x14 thk 2,5 | 140 | 4 | - |
| 184018003G | 18 x 1/2" | 72 | 51 | 24x14 thk 2,5 | 145 | 4 | - |
| 184022123G | 22 x 1/2" | 75 | 54 | 30x20 thk 2,5 | 253 | 4 | - |
| 184022003G | 22 x 3/4" | 76 | 54 | 30x20 thk 2,5 | 213 | 4 | - |
| 184028343G | 28 x 3/4" | 83 | 60 | 39x27 thk 2,5 | 483 | 4 | - |
| 184028003G | 28 x 1" | 83 | 60 | 39x27 thk 2,5 | 404 | 4 | - |
| 184035003G | 35 x 1 1/4" | 93 | 66 | 44,5x34 thk 2,5 | 486 | 1 | - |
| 184042003G | 42 x 1 1/2" | 97 | 66 | 50,5x40 thk 2,5 | 536 | 1 | - |
| 184054003G | 54 x 2" | 116 | 81 | 65,5x53,5 thk 3 | 1091 | 1 | - |

B 10 13

184/002 INOX G
BOCCHETTONE SEDE PIANA FILETTO M

- STRAIGHT MALE UNION CONNECTOR
- DURCHGANGSVERSCHRAUBUNG MIT AUSSENGEWINDE
- RACCORD UNION FILETÉ
- RÁCOR 3 PIEZAS ROSCADO MACHO



MATERIAL: AISI 316L - 1.4404

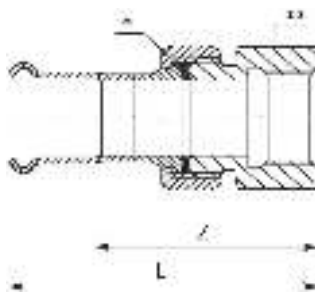
FITTING: [**]: AISI 316L - 1.4404

O-RING: NBR giallo - yellow - Gelb - jaune - amarillo

GASKET: [*]: HNBR giallo - yellow - Gelb - jaune - amarillo

THREAD: EN 10226-1 (ex ISO 7/1)

| CODE | De x R mm x inch | L mm | Z mm | Gasket mm |  |  | € |
|-------------|---------------------|---------|---------|-----------------|---|---|---|
| 184015002IG | 15 x 1/2" | 77 | 56 | 24x14 thk 2,5 | 137 | 4 | - |
| 184018002IG | 18 x 1/2" | 77 | 56 | 24x14 thk 2,5 | 139 | 4 | - |
| 184022002IG | 22 x 3/4" | 81 | 59 | 30x20 thk 2,5 | 194 | 4 | - |
| 184028002IG | 28 x 1" | 90 | 67 | 39x27 thk 2,5 | 350 | 4 | - |
| 184035002IG | 35 x 1 1/4" | 101 | 74 | 44,5x34 thk 2,5 | 518 | 1 | - |

B 10 13

184/003 INOX G
BOCCHETTONE SEDE PIANA FILETTO F

- STRAIGHT FEMALE UNION CONNECTOR
- DURCHGANGSVERSCHRAUBUNG MIT INNENGEWINDE
- RACCORD UNION TARAUDÉ
- RÁCOR 3 PIEZAS HEMBRA



MATERIAL: AISI 316L - 1.4404

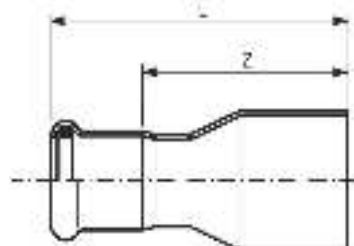
FITTING: [**]: AISI 316L - 1.4404

O-RING: NBR giallo - yellow - Gelb - jaune - amarillo

GASKET: [*]: HNBR giallo - yellow - Gelb - jaune - amarillo

THREAD: EN 10226-1 (ex ISO 7/1)

| CODE | De x Rp mm x inch | L mm | Z mm | Gasket mm |  |  | € |
|-------------|----------------------|---------|---------|-----------------|---|---|---|
| 184015003IG | 15 x 1/2" | 71 | 50 | 24x14 thk 2,5 | 135 | 4 | - |
| 184018003IG | 18 x 1/2" | 72 | 51 | 24x14 thk 2,5 | 140 | 4 | - |
| 184022003IG | 22 x 3/4" | 76 | 54 | 30x20 thk 2,5 | 206 | 4 | - |
| 184028003IG | 28 x 1" | 83 | 60 | 39x27 thk 2,5 | 387 | 4 | - |
| 184035003IG | 35 x 1 1/4" | 93 | 66 | 44,5x34 thk 2,5 | 467 | 1 | - |

**191 G**



≤54 B1013

76÷108 B1014

RIDUZIONE MF

- REDUCER
- REDUZIERSTÜCK
- REDUCTION
- REDUCCIÓN MH

MATERIAL: AISI 316L – 1.4404**O-RING:** NBR-HNBR giallo - yellow - Gelb - jaune - amarillo

| CODE | De mm | L mm | Z mm |  |  | € |
|-------------|-------------|---------|---------|--|---|---|
| 191018015G | 18 x 15 | 57 | 37 | 35 | 4 | - |
| 191022015G | 22 x 15 | 64 | 44 | 43 | 4 | - |
| 191022018G | 22 x 18 | 60 | 40 | 47 | 4 | - |
| 191028015G | 28 x 15 | 76,5 | 56,5 | 50 | 4 | - |
| 191028018G | 28 x 18 | 68 | 48 | 63 | 4 | - |
| 191028022G | 28 x 22 | 65 | 44 | 66 | 4 | - |
| 191035015G | 35 x 15 | 87 | 67 | 89 | 1 | - |
| 191035018G | 35 x 18 | 81 | 61 | 87 | 1 | - |
| 191035022G | 35 x 22 | 70 | 49 | 90 | 1 | - |
| 191035028G | 35 x 28 | 71 | 48 | 98 | 1 | - |
| 191042015G | 42 x 15 | 91 | 71 | 111 | 1 | - |
| 191042018G | 42 x 18 | 92 | 72 | 114 | 1 | - |
| 191042022G | 42 x 22 | 97 | 76 | 120 | 1 | - |
| 191042028G | 42 x 28 | 93 | 70 | 130 | 1 | - |
| 191042035G | 42 x 35 | 81 | 55 | 138 | 1 | - |
| 191054015G | 54 x 15 | 103 | 83 | 158 | 1 | - |
| 191054018G | 54 x 18 | 103 | 83 | 162 | 1 | - |
| 191054022G | 54 x 22 | 104 | 83 | 169 | 1 | - |
| 191054028G | 54 x 28 | 108,5 | 85,5 | 180 | 1 | - |
| 191054035G | 54 x 35 | 108 | 82 | 193 | 1 | - |
| 191054042G | 54 x 42 | 97,5 | 67,5 | 210 | 1 | - |
| 191076054G* | 76,1 x 54 | 159 | 124 | 529 | 1 | - |
| 191088054G* | 88,9 x 54 | 179 | 144 | 683 | 1 | - |
| 191088076G* | 88,9 x 76,1 | 186 | 131 | 813 | 1 | - |
| 191108054G* | 108 x 54 | 185 | 150 | 831 | 1 | - |
| 191108076G* | 108 x 76,1 | 209 | 154 | 1022 | 1 | - |
| 191108088G* | 108 x 88,9 | 210 | 150 | 1107 | 1 | - |


[*] DN 76,1-88-108 Solo DVGW-OVGW - Only DVGW-OVGW - Nur DVGW-OVGW - Seulement DVGW-OVGW - Sólo DVGW-OVGW

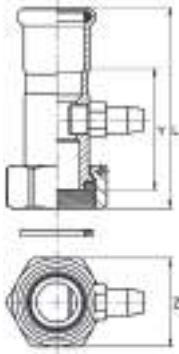
**185/CON**

B1013

PIASTRA SUPPORTO CONTATORE

- SUPPORT PLATE FOR GAS METER
- GASZÄHLERANSCHLUSS-GRUNDPLATTE
- SUPPORT DE COMPTEUR À GAZ
- SOPORTE CONTADOR DA GAS

| CODE | Dimensions mm x mm |  |  | € |
|------------|-----------------------|---|---|---|
| 185000CONG | 90 x 345 | 535 | 1 | - |



183/GP G

B 10 13

RACCORDO 2 PEZZI CON PRESA DI PRESSIONE



- 2 PCS VALVE CONNECTOR PRESSION OUTLET
- ANSCHLU.2P/DRUCKAUSGANG
- RACCORD 2P AVEC SORTIE PRESSION
- RÁCOR 2P PRECINTABLE C/PURGADOR

MATERIAL: AISI 316L - 1.4404

O-RING: NBR giallo - yellow - Gelb - jaune - amarillo

GASKET: NBR giallo - yellow - Gelb - jaune - amarillo

THREAD: ISO 228/1 [ex DIN 259]

| CODE | De x G mm x inch | L mm | Z mm | Y mm |  |  | € |
|-------------|---------------------|---------|---------|---------|---|---|---|
| 183015304GP | 15 x 3/4" | 70 | 29 | 44 | 112 | 4 | - |
| 183015708GP | 15 x 7/8" | 74 | 34 | 47 | 160 | 4 | - |
| 183018304GP | 18 x 3/4" | 70 | 29 | 44,5 | 114 | 4 | - |
| 183018708GP | 18 x 7/8" | 74,5 | 34 | 47,5 | 156 | 4 | - |
| 183022304GP | 22 x 3/4" | 69,5 | 29 | 43 | 120 | 4 | - |
| 183022708GP | 22 x 7/8" | 73,5 | 34 | 45,5 | 149 | 4 | - |



183/GD G

B 10 13

RACCORDO 2 PEZZI CON DADO FOLLE



- 2 PCS VALVE CONNECTOR
- ANSCHLUSSVERSCHRAUBUNG
- RACCORD 2 PC/ÉCROU LIBRE
- RÁCOR 2P PRECINTABLE

MATERIAL: AISI 316L - 1.4404

O-RING: NBR giallo - yellow - Gelb - jaune - amarillo

GASKET: NBR giallo - yellow - Gelb - jaune - amarillo

THREAD: ISO 228/1 [ex DIN 259]

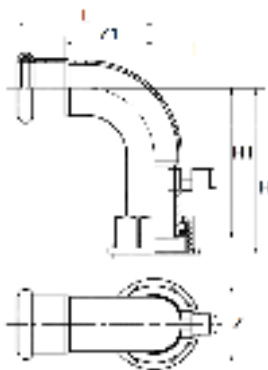
| CODE | De x G mm x inch | L mm | Z mm | Y mm |  |  | € |
|--------------|---------------------|---------|---------|---------|---|---|---|
| 183015020GD | 15 x M20 | 51 | 24 | 24 | 54 | 4 | - |
| 183015102GD | 15 x 1/2" | 49 | 24 | 24 | 53 | 4 | - |
| 183018102GD | 18 x 1/2" | 48 | 24 | 23,5 | 56 | 4 | - |
| 183018304GD | 18 x 3/4" | 52 | 29 | 27,5 | 74 | 4 | - |
| 183018708GD | 18 x 7/8" | 55 | 34 | 28 | 98 | 4 | - |
| 183022304GD | 22 x 3/4" | 51,5 | 29 | 26 | 79 | 4 | - |
| 183022708GDA | 22 x 7/8" | 56,5 | 34 | 28,5 | 108 | 4 | - |
| 183028708GDA | 28 x 7/8" | 57 | 34 | 27 | 116 | 4 | - |
| 183028100GD | 28 x 1" | 58 | 36 | 28 | 119 | 4 | - |
| 183035114GD | 35 x 1 1/4" | 62,5 | 45 | 28,5 | 180 | 1 | - |
| 183042112GD | 42 x 1 1/2" | 73 | 52 | 33 | 266 | 1 | - |
| 183054200GD | 54 x 2" | 81 | 64 | 34,5 | 417 | 1 | - |

**183/GC G****B1013****RACCORDO CURVO 90° 2 PEZZI**

- 2 PCS VALVE CONNECTOR 90°
- ANSCHLUSSVERSCHRAUBUNG 90°
- RACCORD ÉCROU LIBRE 90° 2PC
- RÁCOR 90° 2P PRECINTABLE

MATERIAL: AISI 316L - 1.4404**O-RING:** NBR giallo - yellow - Gelb - jaune - amarillo**GASKET:** NBR giallo - yellow - Gelb - jaune - amarillo**THREAD:** ISO 228/1 (ex DIN 259)

| CODE | De x G mm x inch | L mm | Z mm | Z1 mm | H mm | H1 mm | | | € |
|-------------|---------------------|---------|---------|----------|---------|----------|-----|---|---|
| 183018708GC | 18 x 7/8" | 54 | 34 | 34 | 52,5 | 45,5 | 126 | 4 | - |
| 183022708GC | 22 x 7/8" | 60 | 34 | 39 | 59 | 52 | 149 | 4 | - |

**183/GCP G****B1013****RACCORDO CURVO 90° 2 PEZZI CON PRESA PRESSIONE**

- 2 PCS VALVE CONNECTOR 90° PRESSION OUTLET
- ANSCHLUSSVERSCHRAUBUNG 90° MIT DRUCKAUSGANG
- RACCORD ÉCROU LIBRE 90° 2PC AVEC SORTIE PRESSION
- RÁCOR 90° 2P PRECINTABLE C/PURGADOR

MATERIAL: AISI 316L - 1.4404**O-RING:** NBR giallo - yellow - Gelb - jaune - amarillo**GASKET:** NBR giallo - yellow - Gelb - jaune - amarillo**THREAD:** ISO 228/1 (ex DIN 259)

| CODE | De x G mm x inch | L mm | Z mm | Z1 mm | H mm | H1 mm | | | € |
|--------------|---------------------|---------|---------|----------|---------|----------|-----|---|---|
| 183018708GCP | 18 x 7/8" | 54 | 34 | 34 | 72 | 65 | 184 | 4 | - |
| 183022708GCP | 22 x 7/8" | 60 | 34 | 39 | 76 | 69 | 190 | 4 | - |


inoxPRES® GAS Guarnizione / Gasket NBR
Giallo | Yellow | Gelb | Jaune | Amarillo

Particolare sede tenuta attacco contatore
 Particular seal of gas meter fitting
 art. 183/GP G - 183/GD G - 183/GC G - 183/GC G

Campi di applicazione / Fields of application

inoxPRES[®] HT FREE SILICONE



Aria compressa
Compressed air



Ossigeno industriale O₂
Industrial oxygen O₂



Ozono O₃
Ozone O₃




Solare termico
Thermal solar



Olio / gasolio
Oil / diesel fuel

inoxPRES[®] O-ring FKM

Verde | Green | Grün | Vert | Verde



Applicazioni industriali

- Aria compressa
- Ossigeno industriale O₂ (no alimentare/ospedaliero)
- Ozono O₃
- Solare termico P max 6 bar; T max 220°C
- Olio / Gasolio

Utilizzare solo tubazioni "ricotte". Eventuali altre veicolazioni di fluidi particolari, devono essere valutate dall'ufficio tecnico di RM.

O-ring FKM verde

Industrial applications

- Compressed air
- Industrial Oxygen O₂ (no food/hospital)
- Ozone O₃
- Thermal solar P max 6 bar; T max 220°C
- Oil/diesel fuel

Only "annealed" pipes can be used. Any other vehiculation of special fluids, must be evaluated from RM technical office.

Green FKM O-Ring

FOCUS ON **SILICONE
FREE**

IT

I componenti del sistema Inoxpres HT risultano sgrassati:

- in classe E sulla base del livello dei residui di sostanze volatili misurati in accordo allo standard ASTM F331-05;
- in classe D sulla base del livello dei residui di sostanze volatili misurati in accordo allo standard ASTM G 144-01;

[test report JOB ID 147 del 09/03/2017]

Gli o-ring FKM del sistema di raccordi a pressare:

- sono stati testati con Spettrofotometria ad infrarosso (FT-IR): non si è rilevata presenza di silicone [test report RA160100 del 15/04/2016]

EN

The components of Inoxpres HT system are degreased:

- Class E on the basis of the level of residues of volatile substances measured in accordance with ASTM F331-05 standards;
- Class D on the basis of the volatile residues level measured in accordance with ASTM G 144-01 standards;

[Test reports JOB ID 147 - 09.03.2017]

The FKM O-rings of press fitting system:

- are tested with infrared spectrophotometry (FT-IR): It has not detected the presence of silicon [Test report RA160100 - 15.04.2016]

DE

Die Komponenten des Inoxpres HT Systems sind entfettet:

- Klasse E auf der Grundlage des Rückstands an flüchtigen Stoffen, gemessen nach ASTM F331-05-Standard;
 - Klasse D auf der Basis des flüchtigen Rückstandsniveaus, gemessen nach ASTM G 144-01 Standard;
- [Prüfberichte JOB ID 147 - 09.03.2017]

Die FKM O-Ringe für Pressfitting:

- werden mit Infrarotspektrophotometrie (FT-IR) getestet: Es wurde das Vorhandensein von Silikon nicht nachgewiesen [Prüfbericht RA160100 - 15.04.2016]

FR

Les composants du système Inoxpres HT sont dégraissés:

- Classe E sur la base du niveau des résidus de substances volatiles mesuré selon la norme ASTM F331-05;
- Classe D sur la base du niveau des résidus de substances volatiles mesuré selon la norme ASTM G 144-01;

[Rapports d'essai JOB ID 147 - 09/03/2017]

Les joints FKM des systèmes de raccords à sertir:

- sont testés avec spectrophotométrie infrarouge (FT-IR): Il n'a pas détecté la présence de silicone [Rapports d'essai RA160100 - 15.04.2016]

ES

Los componentes del sistema HT Inoxpres están desengrasados según:

- Clase E: La medida del nivel de residuos de sustancias volátiles conforme a la norma ASTM F331-05;
 - Clase D: La medida del nivel de residuos de sustancias volátiles conforme a la norma ASTM G 144-01;
- [Informes de prueba N.º de trabajo 147, 09/03/2017]

Las juntas tóricas FKM del sistema prensado:

- Se han comprobado con una espectrofotometría infrarroja (FT-IR): No se ha detectado la presencia de silicona.

[Informes de prueba RA160100 de 15.04.2016]

Gamma dimensionale / Product range
A richiesta / On demand

ø 15 ÷ 54 mm
ø 76,1 ÷ 108 mm

Altre figure possono essere fornite "a richiesta"
Other figures can be provided "on demand"
Andere Bilder kann "auf Anfrage" vorgesehen sein
D'autres figures peuvent être fournis "sur demande"
Otras figuras pueden ser proporcionadas "bajo demanda"



116/300 6 m


B 30 31

TUBO PER IMPIANTI "SILICONE FREE"

- PIPE FOR "SILICONE FREE" INSTALLATION
- ROHR FÜR "SILIKONFREIE" INSTALLATION
- TUBE POUR INSTALLATION "SANS SILICONE"
- TUBO PARA INSTALACIÓN "LIBRE DE SILICONA"

NORM: EN 10217-7 (DIN 17455) - EN 10312

Mat. Nr.: 1.4404 (AISI 316L) L=6 m
Ricotto - Annealed - Geglüht - Hypertrempé - Recocido

| CODE | Dimensions mm x mm | Ø int mm | L m |  kg/m | Volume l/m | Minimum package m | Bundle m | €/m |
|-----------|-----------------------|-------------|--------|--|---------------|-------------------------|-------------|-----|
| 116015300 | 15 x 1,0 | 13 | 6 | 0,351 | 0,133 | 60 | 1014 | - |
| 116018300 | 18 x 1,0 | 16 | 6 | 0,426 | 0,201 | 60 | 1014 | - |
| 116022300 | 22 x 1,2 | 19,6 | 6 | 0,625 | 0,302 | 60 | 762 | - |
| 116028300 | 28 x 1,2 | 25,6 | 6 | 0,805 | 0,514 | 30 | 546 | - |
| 116035300 | 35 x 1,5 | 32 | 6 | 1,258 | 0,804 | 30 | 546 | - |
| 116042300 | 42 x 1,5 | 39 | 6 | 1,521 | 1,194 | 30 | 366 | - |
| 116054300 | 54 x 1,5 | 51 | 6 | 1,972 | 2,042 | 30 | 366 | - |

Per sistema silicone free, utilizzare solo tubo Inoxpres ricotto.

For silicone free system, only the annealed Inoxpres pipes must be used.

Für System freies Silikon, nur geglüht Inoxpres Rohre verwendet werden müssen.

Pour le système exempt de silicone, seuls les tuyaux hypertrempé Inoxpres doivent être utilisés.

Para el sistema libre de silicona, se deben utilizar únicamente tuberías recocida Inoxpres.

B1016

**181/450 HT****CURVA 45° FF**

- 45° ELBOW FF
- BOGEN 45° II
- COUDE FF 45°
- CURVA 45° HH

MATERIAL: AISI 316L – 1.4404**O-RING:** FKM verde - green - Grün - vert - verde**TYPE:** esente silicone - silicon free
Siliconfrei - sans silicone
libre de silica

| CODE | De mm | Radius | L mm | Z mm | g | € |
|-------------|-------|--------|------|------|-----|---|
| 181015450HT | 15 | 1,5 De | 36 | 16 | 50 | - |
| 181018450HT | 18 | 1,5 De | 37 | 17 | 64 | - |
| 181022450HT | 22 | 1,5 De | 41 | 20 | 82 | - |
| 181028450HT | 28 | 1,5 De | 47 | 24 | 112 | - |
| 181035450HT | 35 | 1,2 De | 43 | 17 | 127 | - |
| 181042450HT | 42 | 1,2 De | 51 | 21 | 177 | - |
| 181054450HT | 54 | 1,2 De | 62 | 30 | 273 | - |

B1016

**181/450C HT****CURVA 45° FF - RAGGIO STRETTO**

- 45° ELBOW FF - SHORT RADIUS
- BOGEN 45° II - KURZER RADIUS
- COUDE FF 45° - RAYON COURT
- CURVA 45° HH - RADIO CORTO

MATERIAL: AISI 316L – 1.4404**O-RING:** FKM verde - green - Grün - vert - verde**TYPE:** esente silicone - silicon free
Siliconfrei - sans silicone
libre de silica

| CODE | De mm | Radius | L mm | Z mm | g | € |
|--------------|-------|--------|------|------|----|---|
| 181015450CHT | 15 | 1,2 De | 27,5 | 7,5 | 39 | - |
| 181018450CHT | 18 | 1,2 De | 29,5 | 9,5 | 48 | - |
| 181022450CHT | 22 | 1,2 De | 32 | 11 | 63 | - |
| 181028450CHT | 28 | 1,2 De | 37 | 14 | 90 | - |

B 10 16



181/451 HT

CURVA 45° MF

- 45° ELBOW MF
- BOGEN 45° IA
- COUDE MF 45°
- CURVA 45° HM

MATERIAL: AISI 316L - 1.4404

O-RING: FKM verde - green - Grün - vert - verde

TYPE: esente silicone - silicon free
Siliconfrei - sans silicone
libre de silica

| CODE | De mm | Radius | L mm | H mm | Z mm | g | € |
|-------------|-------|--------|------|------|------|-----|-----|
| 181015451HT | 15 | 1,5 De | 36 | 49 | 16 | 50 | 1 - |
| 181018451HT | 18 | 1,5 De | 37 | 43 | 17 | 64 | 1 - |
| 181022451HT | 22 | 1,5 De | 41 | 48 | 20 | 82 | 1 - |
| 181028451HT | 28 | 1,5 De | 47 | 54,5 | 22 | 112 | 1 - |
| 181035451HT | 35 | 1,2 De | 43 | 57,5 | 17 | 132 | 1 - |
| 181042451HT | 42 | 1,2 De | 51 | 72 | 21 | 196 | 1 - |
| 181054451HT | 54 | 1,2 De | 62 | 82 | 26 | 296 | 1 - |

B 10 16



181/451C HT

CURVA 45° MF - RAGGIO STRETTO

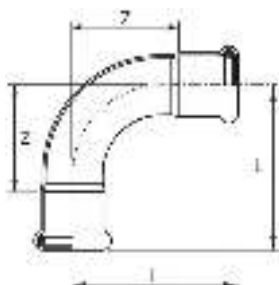
- 45° ELBOW MF - SHORT RADIUS
- BOGEN 45° IA - KURZER RADIUS
- COUDE MF 45° - RAYON COURT
- CURVA 45° HM - RADIO CORTO

MATERIAL: AISI 316L - 1.4404

O-RING: FKM verde - green - Grün - vert - verde

TYPE: esente silicone - silicon free
Siliconfrei - sans silicone
libre de silica

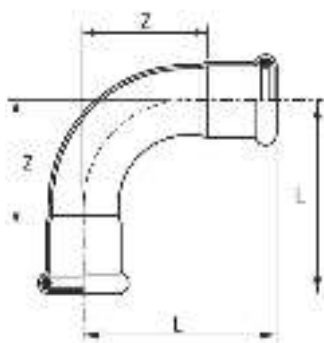
| CODE | De mm | Radius | L mm | H mm | Z mm | g | € |
|---------------|-------|--------|------|------|------|----|-----|
| 181015451C HT | 15 | 1,2 De | 27,5 | 36 | 7,5 | 38 | 1 - |
| 181018451C HT | 18 | 1,2 De | 29,5 | 38 | 9,5 | 47 | 1 - |
| 181022451C HT | 22 | 1,2 De | 32 | 42 | 11 | 63 | 1 - |
| 181028451C HT | 28 | 1,2 De | 37 | 46 | 14 | 90 | 1 - |

**181/900 HT****CURVA 90° FF**

- 90° ELBOW FF
- BOGEN 90° II
- COUDE FF 90°
- CURVA 90° HH

MATERIAL: AISI 316L – 1.4404**O-RING:** FKM verde - green - Grün - vert - verde**TYPE:** esente silicone - silicon free
Siliconfrei - sans silicone
libre de silica

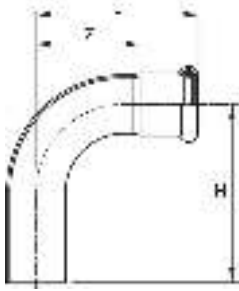
| CODE | De mm | Radius | L mm | Z mm | g | € |
|-------------|-------|--------|------|------|-----|---|
| 181015900HT | 15 | 1,5 De | 50 | 30 | 58 | - |
| 181018900HT | 18 | 1,5 De | 54 | 34 | 72 | - |
| 181022900HT | 22 | 1,5 De | 60 | 39 | 102 | - |
| 181028900HT | 28 | 1,5 De | 73 | 50 | 143 | - |
| 181035900HT | 35 | 1,2 De | 68 | 42 | 162 | - |
| 181042900HT | 42 | 1,2 De | 80 | 50 | 231 | - |
| 181054900HT | 54 | 1,2 De | 100 | 64 | 367 | - |

**181/900C HT****CURVA 90° FF - RAGGIO STRETTO**

- 90° ELBOW FF - SHORT RADIUS
- BOGEN 90° II - KURZER RADIUS
- COUDE FF 90° - RAYON COURT
- CURVA 90° HH - RADIO CORTO

MATERIAL: AISI 316L – 1.4404**O-RING:** FKM verde - green - Grün - vert - verde**TYPE:** esente silicone - silicon free
Siliconfrei - sans silicone
libre de silica

| CODE | De mm | Radius | L mm | Z mm | g | € |
|--------------|-------|--------|------|------|-----|---|
| 181015900CHT | 15 | 1,2 De | 38 | 18 | 46 | - |
| 181018900CHT | 18 | 1,2 De | 41,5 | 21,5 | 58 | - |
| 181022900CHT | 22 | 1,2 De | 47 | 26 | 78 | - |
| 181028900CHT | 28 | 1,2 De | 56 | 33 | 116 | - |



181/901 HT

B 10 16

CURVA 90° MF

- 90° ELBOW MF
- BOGEN 90° IA
- COUDE MF 90°
- CURVA 90° HM

MATERIAL: AISI 316L - 1.4404

O-RING: FKM verde - green - Grün - vert - verde

TYPE: esente silicone - silicon free
Siliconfrei - sans silicone
libre de silica

| CODE | De mm | Radius | L mm | H mm | Z mm | g | € |
|-------------|-------|--------|------|------|------|-----|-----|
| 181015901HT | 15 | 1,5 De | 50 | 63 | 30 | 58 | 1 - |
| 181018901HT | 18 | 1,5 De | 54 | 63 | 34 | 72 | 1 - |
| 181022901HT | 22 | 1,5 De | 60 | 71 | 39 | 102 | 1 - |
| 181028901HT | 28 | 1,5 De | 73 | 81 | 50 | 143 | 1 - |
| 181035901HT | 35 | 1,2 De | 68 | 82 | 42 | 176 | 1 - |
| 181042901HT | 42 | 1,2 De | 80 | 101 | 50 | 253 | 1 - |
| 181054901HT | 54 | 1,2 De | 100 | 120 | 64 | 390 | 1 - |



181/901C HT

B 10 16

IT:CURVA 90° MF - RAGGIO STRETTO

- 90° ELBOW MF - SHORT RADIUS
- BOGEN 90° IA - KURZER RADIUS
- COUDE MF 90° - RAYON COURT
- CURVA 90° HM - RADIO CORTO

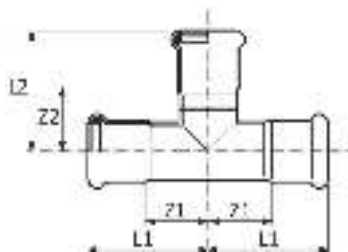
MATERIAL: AISI 316L - 1.4404

O-RING: FKM verde - green - Grün - vert - verde

TYPE: esente silicone - silicon free
Siliconfrei - sans silicone
libre de silica

| CODE | De mm | Radius | L mm | H mm | Z mm | g | € |
|---------------|-------|--------|------|------|------|-----|-----|
| 181015901C HT | 15 | 1,2 De | 38 | 48 | 18 | 46 | 1 - |
| 181018901C HT | 18 | 1,2 De | 41,5 | 48,5 | 21,5 | 56 | 1 - |
| 181022901C HT | 22 | 1,2 De | 47 | 57 | 26 | 79 | 1 - |
| 181028901C HT | 28 | 1,2 De | 56 | 64 | 33 | 115 | 1 - |

B1016

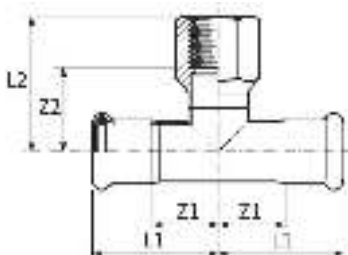
**182 HT****“T”**

- EQUAL TEE
- T-STÜCK
- TÉ ÉGAL
- TE IGUAL HHH

MATERIAL: AISI 316L – 1.4404**O-RING:** FKM verde - green - Grün - vert - verde**TYPE:** esente silicone - silicon free
Siliconfrei - sans silicone
libre de silica

| CODE | De mm | L1 mm | L2 mm | Z1 mm | Z2 mm | g | € |
|-------------|----------|----------|----------|----------|----------|-----|-----|
| 182015000HT | 15 | 34 | 39 | 14 | 19 | 67 | 1 - |
| 182018000HT | 18 | 37 | 41 | 16 | 21 | 80 | 1 - |
| 182022000HT | 22 | 39 | 45 | 18 | 24 | 106 | 1 - |
| 182028000HT | 28 | 44 | 50 | 21 | 27 | 145 | 1 - |
| 182035000HT | 35 | 51 | 57 | 25 | 31 | 201 | 1 - |
| 182042000HT | 42 | 59 | 65 | 28 | 35 | 260 | 1 - |
| 182054000HT | 54 | 70 | 77 | 34 | 42 | 404 | 1 - |

B1016

**189 HT****“T” CON DERIVAZIONE FILETTO F**

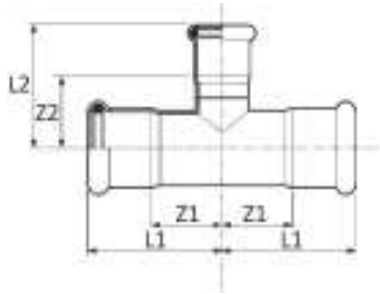
- BRANCH TEE FEMALE BSP OUTLET
- T-STÜCK MIT ABGANG IG
- TÉ MIXTE AVEC FILETAGE F
- TE HEMBRA ROSCADA

MATERIAL: AISI 316L – 1.4404**O-RING:** FKM verde - green - Grün - vert - verde**TYPE:** esente silicone - silicon free
Siliconfrei - sans silicone
libre de silica**THREAD:** EN 10226-1 (ex ISO 7/1)

| CODE | De x Rp x De mm x inch x mm | L1 mm | L2 mm | Z1 mm | Z2 mm | g | € |
|--------------|--------------------------------|----------|----------|----------|----------|-----|-----|
| 189102015HT* | 15 x 1/2" x 15 | 36,5 | 22,5 | 16,5 | 8,5 | 117 | 1 - |
| 189102018HT* | 18 x 1/2" x 18 | 36 | 24 | 16 | 10 | 128 | 1 - |
| 189102022HT* | 22 x 1/2" x 22 | 39 | 26 | 18 | 12 | 159 | 1 - |
| 189304022HT* | 22 x 3/4" x 22 | 41,5 | 30 | 20,5 | 14 | 184 | 1 - |
| 189102028HT* | 28 x 1/2" x 28 | 44 | 29 | 21 | 15 | 217 | 1 - |
| 189304028HT* | 28 x 3/4" x 28 | 44 | 30 | 21 | 14 | 221 | 1 - |
| 189100035HT | 35 x 1" x 35 | 51 | 47 | 22 | 28 | 250 | 1 - |
| 189100042HT | 42 x 1" x 42 | 59 | 60 | 29 | 41 | 346 | 1 - |
| 189102054HT | 54 x 1/2" x 54 | 70 | 61 | 34 | 46 | 337 | 1 - |
| 189304054HT | 54 x 3/4" x 54 | 70 | 64 | 34 | 48 | 391 | 1 - |
| 189200054HT | 54 x 2" x 54 | 70 | 81 | 34 | 55 | 838 | 1 - |

[*] senza saldatura - seamless - nahtlos - sans soudure - sin soldadura

B 10 16



192 HT

“T” RIDOTTO

- REDUCING TEE
- T-STÜCK MIT REDUZIERTEM ABGANG
- TÉ RÉDUIT
- TE REDUCIDA HHH

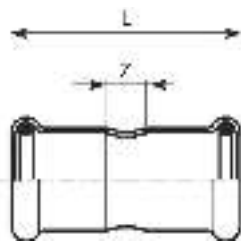
MATERIAL: AISI 316L - 1.4404

O-RING: FKM verde - green - Grün - vert - verde

TYPE: esente silicone - silicon free
Siliconfrei - sans silicone
libre de silicona

| CODE | De mm | L1 mm | L2 mm | Z1 mm | Z2 mm | g | € |
|-------------|--------------|-------|-------|-------|-------|-----|---|
| 192018015HT | 18 x 15 x 18 | 36,5 | 41 | 15,5 | 21 | 80 | - |
| 192022018HT | 22 x 18 x 22 | 39 | 44 | 18 | 23 | 98 | - |
| 192028022HT | 28 x 22 x 28 | 44 | 47 | 21 | 26 | 135 | - |
| 192035022HT | 35 x 22 x 35 | 51 | 51 | 25 | 30 | 167 | - |
| 192035028HT | 35 x 28 x 35 | 51 | 54 | 25 | 31 | 171 | - |
| 192042028HT | 42 x 28 x 42 | 59 | 57 | 29 | 34 | 243 | - |
| 192042035HT | 42 x 35 x 42 | 59 | 61 | 29 | 35 | 272 | - |
| 192054035HT | 54 x 35 x 54 | 70 | 68 | 34 | 42 | 361 | - |
| 192054042HT | 54 x 42 x 54 | 70 | 72 | 34 | 42 | 376 | - |

B 10 16



183/000 HT

MANICOTTO

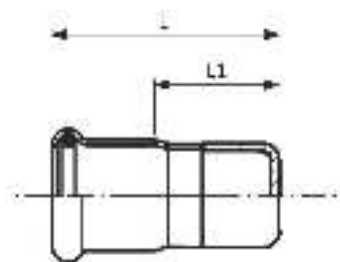
- COUPLING
- MUFFE
- MANCHON
- MANGUITO HH

MATERIAL: AISI 316L - 1.4404

O-RING: FKM verde - green - Grün - vert - verde

TYPE: esente silicone - silicon free
Siliconfrei - sans silicone
libre de silicona

| CODE | De mm | L mm | Z mm | g | € |
|-------------|-------|------|------|-----|---|
| 183015000HT | 15 | 49 | 9 | 35 | - |
| 183018000HT | 18 | 50 | 10 | 42 | - |
| 183022000HT | 22 | 53 | 11 | 54 | - |
| 183028000HT | 28 | 56 | 10 | 71 | - |
| 183035000HT | 35 | 63 | 10 | 97 | - |
| 183042000HT | 42 | 72 | 12 | 136 | - |
| 183054000HT | 54 | 83 | 13 | 198 | - |

**183/003 HT****B 10 16****TAPPO DI CHIUSURA**

- STOP END
- VERSCHLUSSKAPPE
- BOUCHON D'OBTURATION
- TAPÓN

MATERIAL: AISI 316L - 1.4404**O-RING:** FKM verde - green - Grün - vert - verde**TYPE:** esente silicone - silicon free
Siliconfrei - sans silicone
libre de silicona

| CODE | De mm | L mm | L1 mm | g | € |
|-------------|-------|------|-------|-----|---|
| 183015003HT | 15 | 44 | 24 | 32 | 1 |
| 183018003HT | 18 | 44 | 24 | 38 | 1 |
| 183022003HT | 22 | 45 | 24 | 51 | 1 |
| 183028003HT | 28 | 48 | 25 | 68 | 1 |
| 183035003HT | 35 | 52 | 26 | 95 | 1 |
| 183042003HT | 42 | 56 | 26 | 126 | 1 |
| 183054003HT | 54 | 62 | 27 | 185 | 1 |

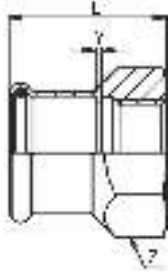
**187 HT****B 10 16****MANICOTTO MISTO FILETTO M**

- MALE ADAPTER
- ÜBERGANGSSTÜCK MIT AG
- RACCORD AVEC FILETAGE MALE
- UNIÓN MACHO

MATERIAL: AISI 316L - 1.4404**O-RING:** FKM verde - green - Grün - vert - verde**TYPE:** esente silicone - silicon free
Siliconfrei - sans silicone
libre de silicona**THREAD:** EN 10226-1 (ex ISO 7/1)

| CODE | De x R mm x inch | L mm | Z mm | Y mm | g | € |
|-------------|------------------|------|------|------|-----|---|
| 187102015HT | 15 x 1/2" | 41 | 24 | 21 | 54 | 1 |
| 187102018HT | 18 x 1/2" | 41 | 27 | 21 | 58 | 1 |
| 187102022HT | 22 x 1/2" | 42 | 32 | 21 | 83 | 1 |
| 187304022HT | 22 x 3/4" | 44 | 32 | 23 | 89 | 1 |
| 187100022HT | 22 x 1" | 46 | 36 | 25 | 154 | 1 |
| 187304028HT | 28 x 3/4" | 47 | 38 | 24 | 114 | 1 |
| 187100028HT | 28 x 1" | 48 | 38 | 25 | 123 | 1 |
| 187114035HT | 35 x 1 1/4" | 55 | 46 | 28 | 180 | 1 |
| 187112042HT | 42 x 1 1/2" | 59 | 55 | 28 | 236 | 1 |
| 187200054HT | 54 x 2" | 71 | 65 | 35 | 362 | 1 |

B 10 16



190 HT

MANICOTTO MISTO FILETTO F



- FEMALE ADAPTER
- ÜBERGANGSSTÜCK MIT IG
- RACCORD AVEC FILETAGE FEMELLE
- UNIÓN HEMBRA

MATERIAL: AISI 316L - 1.4404

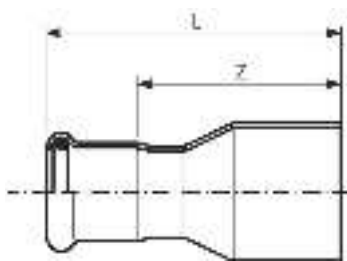
O-RING: FKM verde - green - Grün - vert - verde

TYPE: esente silicone - silicon free
Siliconfrei - sans silicone
libre de silicona

THREAD: EN 10226-1 (ex ISO 7/1)

| CODE | De x Rp mm x inch | L mm | Z mm | Y mm |  g |  | € |
|-------------|----------------------|---------|---------|---------|---|---|---|
| 190102015HT | 15 x 1/2" | 38 | 27 | 2 | 64 | 1 | - |
| 190102018HT | 18 x 1/2" | 38 | 27 | 2 | 89 | 1 | - |
| 190304022HT | 22 x 3/4" | 40 | 32 | 2 | 82 | 1 | - |
| 190304028HT | 28 x 3/4" | 42 | 38 | 2 | 130 | 1 | - |
| 190100028HT | 28 x 1" | 45 | 41 | 2 | 158 | 1 | - |
| 190114035HT | 35 x 1 1/4" | 52 | 46 | 2 | 170 | 1 | - |
| 190112042HT | 42 x 1 1/2" | 56 | 55 | 2 | 243 | 1 | - |
| 190200054HT | 54 x 2" | 65 | 65 | 2 | 314 | 1 | - |

B 10 16



191 HT



RIDUZIONE MF

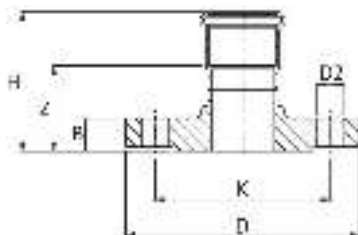
- REDUCER
- REDUZIERSTÜCK
- REDUCTION
- REDUCCIÓN MH

MATERIAL: AISI 316L - 1.4404

O-RING: FKM verde - green - Grün - vert - verde



TYPE: esente silicone - silicon free
Siliconfrei - sans silicone
libre de silicona

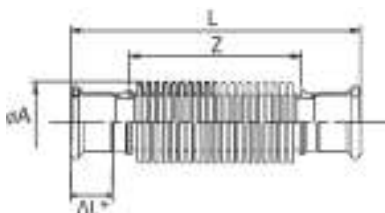
| CODE | De mm | L mm | Z mm |  g |  | € |
|-------------|----------|---------|---------|---|---|---|
| 191018015HT | 18 x 15 | 57 | 37 | 35 | 1 | - |
| 191022018HT | 22 x 18 | 60 | 60 | 47 | 1 | - |
| 191028015HT | 28 x 15 | 56,5 | 76,5 | 50 | 1 | - |
| 191028022HT | 28 x 22 | 65 | 44 | 66 | 1 | - |
| 191035028HT | 35 x 28 | 71 | 48 | 98 | 1 | - |
| 191042035HT | 42 x 35 | 81 | 55 | 138 | 1 | - |
| 191054042HT | 54 x 42 | 97,5 | 67,5 | 210 | 1 | - |

**193/000 HT****B 10 16****MANICOTTO FLANGIATO**

- ADAPTOR FLANGE
- ÜBERGANGSFLANSCH
- BRIDE DE RACCORDEMENT
- BRIDA ADAPTADOR



MATERIAL: AISI 316L – 1.4404**O-RING:** FKM verde - green - Grün - vert - verde**TYPE:** esente silicone - silicon free
Siliconfrei - sans silicone
libre de silica**PN 16**

| CODE | De mm | DN flg | H mm | Z mm | B mm | D mm | D2 mm | Holes Nr. | K mm |  g |  | € |
|-------------|----------|--------|---------|---------|---------|---------|----------|-----------|---------|---|---|---|
| 193015000HT | 15 | 15 | 55 | 35 | 14 | 95 | 14 | 4 | 65 | 660 | 1 | - |
| 193018000HT | 18 | 15 | 55,5 | 35,5 | 14 | 95 | 14 | 4 | 65 | 660 | 1 | - |
| 193022000HT | 22 | 20 | 58,5 | 37,5 | 16 | 105 | 14 | 4 | 75 | 945 | 1 | - |
| 193028000HT | 28 | 25 | 61,5 | 38,5 | 16 | 115 | 14 | 4 | 85 | 1140 | 1 | - |
| 193035000HT | 35 | 32 | 65,5 | 39,5 | 16 | 140 | 18 | 4 | 100 | 1640 | 1 | - |
| 193042000HT | 42 | 40 | 69 | 39 | 16 | 150 | 18 | 4 | 110 | 1800 | 1 | - |
| 193054000HT | 54 | 50 | 78 | 42 | 18 | 165 | 18 | 4 | 125 | 2450 | 1 | - |

**199 HT****B 10 16****COMPENSATORE DI DILATAZIONE**

- EXPANSION COMPENSATOR
- WELLENKOMPENSATOR
- COMPENSATEUR D'EXPANSION
- DILATADOR

MATERIAL: AISI 316L – 1.4404**O-RING:** FKM verde - green - Grün - vert - verde**TYPE:** esente silicone - silicon free
Siliconfrei - sans silicone
libre de silica

| CODE | De mm | L mm | ΔL* mm | Cycles** | Z mm | A mm |  g |  | € |
|-------------|----------|---------|-----------|----------|---------|---------|---|---|---|
| 199015000HT | 15 | 139 | 16 | 800 | 71 | 22 | 80 | 1 | - |
| 199018000HT | 18 | 143 | 18 | 800 | 74 | 27 | 108 | 1 | - |
| 199022000HT | 22 | 139 | 20 | 800 | 68 | 34 | 130 | 1 | - |
| 199028000HT | 28 | 150 | 22 | 800 | 73 | 41 | 155 | 1 | - |
| 199035000HT | 35 | 177 | 26 | 800 | 90 | 51 | 251 | 1 | - |
| 199042000HT | 42 | 202 | 32 | 800 | 107 | 61 | 440 | 1 | - |
| 199054000HT | 54 | 221 | 36 | 800 | 113 | 71 | 550 | 1 | - |

[*] Corsa assiale in compressione - Compression axial stroke - Axialhub in Kompression - Course axiale en compression - Carrera axial en compresión

[**] Numero di cicli di lavoro alla massima compressione - Work cycles number at maximum compression - Anzahl der Zyklen bei einer maximaler Kompression - Nombre de cycles de travail à compression maximale - Número de ciclos de trabajo a máxima compresión

Campi di applicazione / Fields of application

inoxPRES® STEAM



Vapore saturo
Saturated steam
Max 7 bar / 165°C

inoxPRES® O-ring STEAM

Bianco | White | Weiß | Blanc | Blanco



Applicazioni industriali

O-Ring STEAM bianco

➤ Vapore saturo **P max 7 bar assoluti (6 bar relativi);**
T max 165°C

Eventuali altre veicolazioni di fluidi particolari, devono essere valutate dall'ufficio tecnico di RM.

Industrial applications

White STEAM O - ring

➤ Saturated steam **7 bar absolute (6 bar relative);**
T max 165°

Any other vehiculation of specialfluids, must be evaluated from RM technical office.

Gamma dimensionale / Product range

ø 15 ÷ 54 mm

A richiesta / On demand

ø 76,1 ÷ 108 mm

Altre figure possono essere fornite "a richiesta"

Other figures can be provided "on demand"

Andere Bilder kann "auf Anfrage" vorgesehen sein


D'autres figures peuvent être fournis "sur demande"

Otras figuras pueden ser proporcionadas "bajo demanda"

**116/200 6 m****B 30 31****TUBO PER VAPORE SATURO**

- PIPE FOR SATURATED STEAM
- ROHR FÜR SATTDAMPF
- TUBE POUR VAPEUR SATURÉE
- TUBO PARA VAPOR SATURADO


NORM: EN 10217-7 (DIN 17455) - EN 10312**Mat. Nr.: 1.4404 (AISI 316L) L=6 m****Crudo - Not annealed - Ungeglüht - Non-hypertrempé - Crudo**

| CODE | Dimensions mm x mm | Ø int mm | L m |  kg/m | Volume l/m | Minimum package m | Bundle m | €/m |
|-----------|-----------------------|-------------|--------|--|---------------|-------------------------|-------------|-----|
| 116015200 | 15 x 1,0 | 13 | 6 | 0,351 | 0,133 | 60 | 1014 | - |
| 116018200 | 18 x 1,0 | 16 | 6 | 0,426 | 0,201 | 60 | 1014 | - |
| 116022200 | 22 x 1,2 | 19,6 | 6 | 0,625 | 0,302 | 60 | 762 | - |
| 116028200 | 28 x 1,2 | 25,6 | 6 | 0,805 | 0,514 | 30 | 546 | - |
| 116035200 | 35 x 1,5 | 32 | 6 | 1,258 | 0,804 | 30 | 546 | - |
| 116042200 | 42 x 1,5 | 39 | 6 | 1,521 | 1,194 | 30 | 366 | - |
| 116054200 | 54 x 1,5 | 51 | 6 | 1,972 | 2,042 | 30 | 366 | - |

**116/300 6 m****B 30 31****TUBO PER VAPORE SATURO**

- PIPE FOR SATURATED STEAM
- ROHR FÜR SATTDAMPF
- TUBE POUR VAPEUR SATURÉE
- TUBO PARA VAPOR SATURADO

NORM: EN 10217-7 (DIN 17455) - EN 10312**Mat. Nr.: 1.4404 (AISI 316L) L=6 m****Ricotto - Annealed - Geglüht - Hypertrempé - Recocido**


| CODE | Dimensions mm x mm | Ø int mm | L m |  kg/m | Volume l/m | Minimum package m | Bundle m | €/m |
|-----------|-----------------------|-------------|--------|--|---------------|-------------------------|-------------|-----|
| 116015300 | 15 x 1,0 | 13 | 6 | 0,351 | 0,133 | 60 | 1014 | - |
| 116018300 | 18 x 1,0 | 16 | 6 | 0,426 | 0,201 | 60 | 1014 | - |
| 116022300 | 22 x 1,2 | 19,6 | 6 | 0,625 | 0,302 | 60 | 762 | - |
| 116028300 | 28 x 1,2 | 25,6 | 6 | 0,805 | 0,514 | 30 | 546 | - |
| 116035300 | 35 x 1,5 | 32 | 6 | 1,258 | 0,804 | 30 | 546 | - |
| 116042300 | 42 x 1,5 | 39 | 6 | 1,521 | 1,194 | 30 | 366 | - |
| 116054300 | 54 x 1,5 | 51 | 6 | 1,972 | 2,042 | 30 | 366 | - |

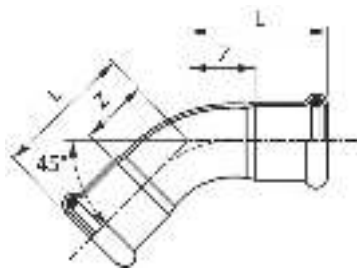

114/200 6 m
B 30 34
TUBO PER VAPORE SATURO

- PIPE FOR SATURATED STEAM
- ROHR FÜR SATTDAMPF
- TUBE POUR VAPEUR SATURÉE
- TUBO PARA VAPOR SATURADO

NORM: EN 10217-7 (DIN 17455) - EN 10312



Mat. Nr.: 1.4301 (AISI 304) L=6 m
Crudo - Not annealed - Ungeglüht - Non-hypertrempé - Crudo

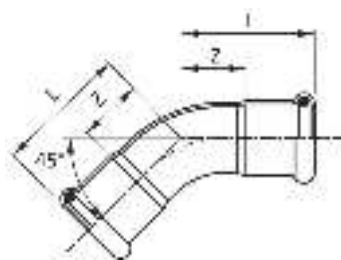
| CODE | Dimensions mm x mm | Ø int mm | L m |  kg/m | Volume l/m | Minimum package m | Bundle m | €/m |
|------------------|-----------------------|-------------|--------|--|---------------|-------------------------|-------------|-----|
| 114015200 | 15 x 1,0 | 13 | 6 | 0,351 | 0,133 | 60 | 1014 | - |
| 114018200 | 18 x 1,0 | 16 | 6 | 0,426 | 0,201 | 60 | 1014 | - |
| 114022200 | 22 x 1,2 | 19,6 | 6 | 0,625 | 0,302 | 60 | 762 | - |
| 114028200 | 28 x 1,2 | 25,6 | 6 | 0,805 | 0,514 | 30 | 546 | - |
| 114035200 | 35 x 1,5 | 32 | 6 | 1,258 | 0,804 | 30 | 546 | - |
| 114042200 | 42 x 1,5 | 39 | 6 | 1,521 | 1,194 | 30 | 366 | - |
| 114054200 | 54 x 1,5 | 51 | 6 | 1,972 | 2,042 | 30 | 366 | - |

**181/450 ST****CURVA 45° FF**

- 45° ELBOW FF
- BOGEN 45° II
- COUDE FF 45°
- CURVA 45° HH



MATERIAL: AISI 316L – 1.4404**O-RING:** STEAM bianco - white - Weiß
blanc - blanco**TYPE:** vapore saturo - saturated steam
Sattdampf - vapeur saturée
vapor saturado
P max 7 bara [6 barg] - T max 165°C

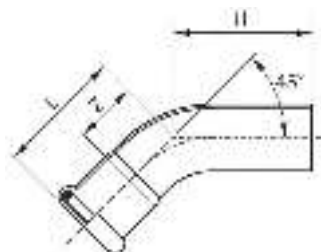
| CODE | De mm | Radius | L mm | Z mm |  g |  | € |
|-------------|----------|--------|---------|---------|---|---|---|
| 181015450ST | 15 | 1,5 De | 36 | 16 | 50 | 1 | - |
| 181018450ST | 18 | 1,5 De | 37 | 17 | 64 | 1 | - |
| 181022450ST | 22 | 1,5 De | 41 | 20 | 82 | 1 | - |
| 181028450ST | 28 | 1,5 De | 47 | 24 | 112 | 1 | - |
| 181035450ST | 35 | 1,2 De | 43 | 17 | 127 | 1 | - |
| 181042450ST | 42 | 1,2 De | 51 | 21 | 177 | 1 | - |
| 181054450ST | 54 | 1,2 De | 62 | 30 | 273 | 1 | - |

**181/450C ST****CURVA 45° FF - RAGGIO STRETTO**

- 45° ELBOW FF - SHORT RADIUS
- BOGEN 45° II - KURZER RADIUS
- COUDE FF 45° - RAYON COURT
- CURVA 45° HH - RADIO CORTO

MATERIAL: AISI 316L – 1.4404**O-RING:** STEAM bianco - white - Weiß
blanc - blanco**TYPE:** vapore saturo - saturated steam
Sattdampf - vapeur saturée
vapor saturado
P max 7 bara [6 barg] - T max 165°C

| CODE | De mm | Radius | L mm | Z mm |  g |  | € |
|--------------|----------|--------|---------|---------|---|---|---|
| 181015450CST | 15 | 1,2 De | 27,5 | 7,5 | 39 | 1 | - |
| 181018450CST | 18 | 1,2 De | 29,5 | 9,5 | 48 | 1 | - |
| 181022450CST | 22 | 1,2 De | 32 | 11 | 63 | 1 | - |
| 181028450CST | 28 | 1,2 De | 37 | 14 | 90 | 1 | - |

B 10 15


181/451 ST



CURVA 45° MF

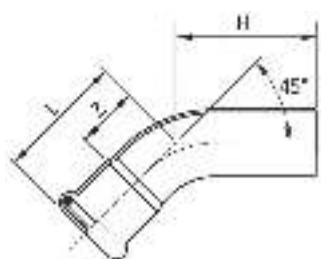
- 45° ELBOW MF
- BOGEN 45° IA
- COUDE MF 45°
- CURVA 45° HM

MATERIAL: AISI 316L - 1.4404

O-RING: STEAM bianco - white - Weiß
blanc - blanco

TYPE: vapore saturo - saturated steam
Sattdampf - vapeur saturée
vapor saturado
P max 7 bara [6 barg] - T max 165°C

| CODE | De mm | Radius | L mm | H mm | Z mm |  |  | € |
|-------------|----------|--------|---------|---------|---------|---|---|---|
| 181015451ST | 15 | 1,5 De | 36 | 49 | 16 | 50 | 1 | - |
| 181018451ST | 18 | 1,5 De | 37 | 43 | 17 | 64 | 1 | - |
| 181022451ST | 22 | 1,5 De | 41 | 48 | 20 | 82 | 1 | - |
| 181028451ST | 28 | 1,5 De | 47 | 54,5 | 22 | 112 | 1 | - |
| 181035451ST | 35 | 1,2 De | 43 | 57,5 | 17 | 132 | 1 | - |
| 181042451ST | 42 | 1,2 De | 51 | 72 | 21 | 196 | 1 | - |
| 181054451ST | 54 | 1,2 De | 62 | 82 | 26 | 296 | 1 | - |

B 10 15


181/451C ST



CURVA 45° MF - RAGGIO STRETTO

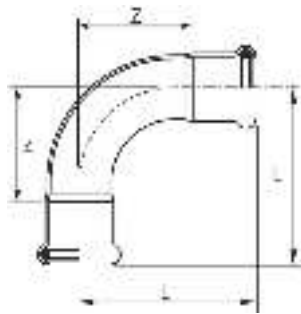
- 45° ELBOW MF - SHORT RADIUS
- BOGEN 45° IA - KURZER RADIUS
- COUDE MF 45° - RAYON COURT
- CURVA 45° HM - RADIO CORTO

MATERIAL: AISI 316L - 1.4404

O-RING: STEAM bianco - white - Weiß
blanc - blanco



TYPE: vapore saturo - saturated steam
Sattdampf - vapeur saturée
vapor saturado
P max 7 bara [6 barg] - T max 165°C

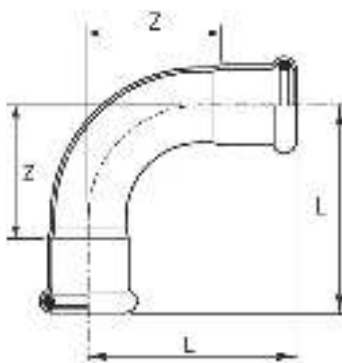
| CODE | De mm | Radius | L mm | H mm | Z mm |  |  | € |
|--------------|----------|--------|---------|---------|---------|---|---|---|
| 181015451CST | 15 | 1,2 De | 27,5 | 36 | 7,5 | 38 | 1 | - |
| 181018451CST | 18 | 1,2 De | 29,5 | 38 | 9,5 | 47 | 1 | - |
| 181022451CST | 22 | 1,2 De | 32 | 42 | 11 | 63 | 1 | - |
| 181028451CST | 28 | 1,2 De | 37 | 46 | 14 | 90 | 1 | - |

**181/900 ST****B 10 15****CURVA 90° FF**

- 90° ELBOW FF
- BOGEN 90° II
- COUDE FF 90°
- CURVA 90° HH



MATERIAL: AISI 316L - 1.4404**O-RING:** STEAM bianco - white - Weiß
blanc - blanco**TYPE:** vapore saturo - saturated steam
Satttdampf - vapeur saturée
vapor saturado
P max 7 bara [6 barg] - T max 165°C

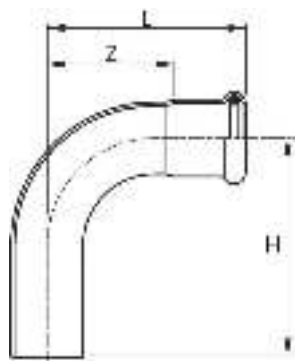
| CODE | De mm | Radius | L mm | Z mm |  g |  | € |
|-------------|-------|--------|------|------|---|---|---|
| 181015900ST | 15 | 1,5 De | 50 | 30 | 58 | 1 | - |
| 181018900ST | 18 | 1,5 De | 54 | 34 | 72 | 1 | - |
| 181022900ST | 22 | 1,5 De | 60 | 39 | 102 | 1 | - |
| 181028900ST | 28 | 1,5 De | 73 | 50 | 143 | 1 | - |
| 181035900ST | 35 | 1,2 De | 68 | 42 | 162 | 1 | - |
| 181042900ST | 42 | 1,2 De | 80 | 50 | 231 | 1 | - |
| 181054900ST | 54 | 1,2 De | 100 | 64 | 367 | 1 | - |

**181/900C ST****B 10 15****CURVA 90° FF - RAGGIO STRETTO**

- 90° ELBOW FF - SHORT RADIUS
- BOGEN 90° II - KURZER RADIUS
- COUDE FF 90° - RAYON COURT
- CURVA 90° HH - RADIO CORTO

MATERIAL: AISI 316L - 1.4404**O-RING:** STEAM bianco - white - Weiß
blanc - blanco**TYPE:** vapore saturo - saturated steam
Satttdampf - vapeur saturée
vapor saturado
P max 7 bara [6 barg] - T max 165°C

| CODE | De mm | Radius | L mm | Z mm |  g |  | € |
|--------------|-------|--------|------|------|---|---|---|
| 181015900CST | 15 | 1,2 De | 38 | 18 | 46 | 1 | - |
| 181018900CST | 18 | 1,2 De | 41,5 | 21,5 | 58 | 1 | - |
| 181022900CST | 22 | 1,2 De | 47 | 26 | 78 | 1 | - |
| 181028900CST | 28 | 1,2 De | 56 | 33 | 116 | 1 | - |

B 10 15


181/901 ST



CURVA 90° MF

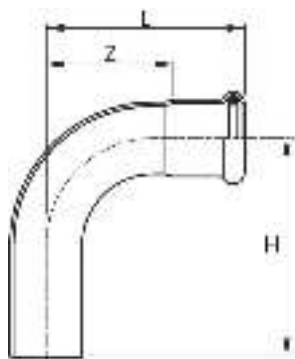
- 90° ELBOW MF
- BOGEN 90° IA
- COUDE MF 90°
- CURVA 90° HM

MATERIAL: AISI 316L - 1.4404

O-RING: STEAM bianco - white - Weiß
blanc - blanco

TYPE: vapore saturo - saturated steam
Satttdampf - vapeur saturée
vapor saturado
P max 7 bara [6 barg] - T max 165°C

| CODE | De mm | Radius | L mm | H mm | Z mm |  |  | € |
|-------------|----------|--------|---------|---------|---------|---|---|---|
| 181015901ST | 15 | 1,5 De | 50 | 63 | 30 | 58 | 1 | - |
| 181018901ST | 18 | 1,5 De | 54 | 63 | 34 | 72 | 1 | - |
| 181022901ST | 22 | 1,5 De | 60 | 71 | 39 | 102 | 1 | - |
| 181028901ST | 28 | 1,5 De | 73 | 81 | 50 | 143 | 1 | - |
| 181035901ST | 35 | 1,2 De | 68 | 82 | 42 | 176 | 1 | - |
| 181042901ST | 42 | 1,2 De | 80 | 101 | 50 | 253 | 1 | - |
| 181054901ST | 54 | 1,2 De | 100 | 120 | 64 | 390 | 1 | - |



181/901C ST

B 10 15



IT:CURVA 90° MF - RAGGIO STRETTO

- 90° ELBOW MF - SHORT RADIUS
- BOGEN 90° IA - KURZER RADIUS
- COUDE MF 90° - RAYON COURT
- CURVA 90° HM - RADIO CORTO

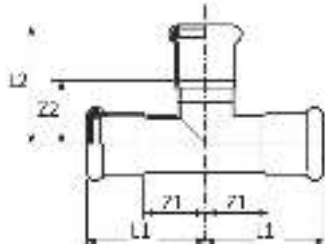
MATERIAL: AISI 316L - 1.4404

O-RING: STEAM bianco - white - Weiß
blanc - blanco

TYPE: vapore saturo - saturated steam
Satttdampf - vapeur saturée
vapor saturado
P max 7 bara [6 barg] - T max 165°C

| CODE | De mm | Radius | L mm | H mm | Z mm |  |  | € |
|--------------|----------|--------|---------|---------|---------|---|---|---|
| 181015901CST | 15 | 1,2 De | 38 | 48 | 18 | 46 | 1 | - |
| 181018901CST | 18 | 1,2 De | 41,5 | 48,5 | 21,5 | 56 | 1 | - |
| 181022901CST | 22 | 1,2 De | 47 | 57 | 26 | 79 | 1 | - |
| 181028901CST | 28 | 1,2 De | 56 | 64 | 33 | 115 | 1 | - |

B1015

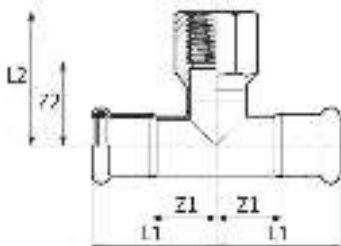
**182 ST****"T"**

- EQUAL TEE
- T-STÜCK
- TÉ ÉGAL
- TE IGUAL HHH

MATERIAL: AISI 316L - 1.4404**O-RING:** STEAM bianco - white - Weiß
blanc - blanco**TYPE:** vapore saturo - saturated steam
Satttdampf - vapeur saturée
vapor saturado
P max 7 bara [6 barg] - T max 165°C

| CODE | De mm | Z1 mm | Z2 mm | L1 mm | L2 mm | g | € |
|-------------|----------|----------|----------|----------|----------|-----|---|
| 182015000ST | 15 | 14 | 19 | 34 | 39 | 67 | 1 |
| 182018000ST | 18 | 16 | 21 | 37 | 41 | 80 | 1 |
| 182022000ST | 22 | 18 | 24 | 39 | 45 | 106 | 1 |
| 182028000ST | 28 | 21 | 27 | 44 | 50 | 145 | 1 |
| 182035000ST | 35 | 25 | 31 | 51 | 57 | 201 | 1 |
| 182042000ST | 42 | 28 | 35 | 59 | 65 | 260 | 1 |
| 182054000ST | 54 | 34 | 42 | 70 | 77 | 404 | 1 |

B1015

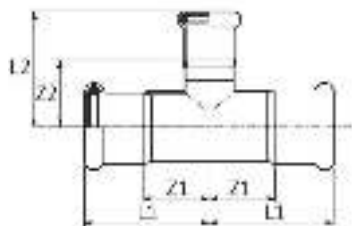
**189 ST****"T" CON DERIVAZIONE FILETTO F**

- BRANCH TEE FEMALE BSP OUTLET
- T-STÜCK MIT ABGANG IG
- TÉ MIXTE AVEC FILETAGE F
- TE HEMBRA ROSCADA

MATERIAL: AISI 316L - 1.4404**O-RING:** STEAM bianco - white - Weiß
blanc - blanco**TYPE:** vapore saturo - saturated steam
Satttdampf - vapeur saturée
vapor saturado**THREAD:** P max 7 bara [6 barg] - T max 165°C
EN 10226-1 (ex ISO 7/1)

| CODE | De x Rp x De mm x inch x mm | L1 mm | L2 mm | Z1 mm | Z2 mm | g | € |
|--------------|--------------------------------|----------|----------|----------|----------|-----|---|
| 189102015ST* | 15 x 1/2" x 15 | 36,5 | 22,5 | 16,5 | 8,5 | 117 | 1 |
| 189102018ST* | 18 x 1/2" x 18 | 36 | 24 | 16 | 10 | 128 | 1 |
| 189102022ST* | 22 x 1/2" x 22 | 39 | 26 | 18 | 12 | 159 | 1 |
| 189304022ST* | 22 x 3/4" x 22 | 41,5 | 30 | 20,5 | 14 | 184 | 1 |
| 189102028ST* | 28 x 1/2" x 28 | 44 | 29 | 21 | 15 | 217 | 1 |
| 189304028ST* | 28 x 3/4" x 28 | 44 | 30 | 21 | 14 | 221 | 1 |
| 189100035ST | 35 x 1" x 35 | 51 | 47 | 22 | 28 | 250 | 1 |
| 189100042ST | 42 x 1" x 42 | 59 | 60 | 29 | 41 | 346 | 1 |
| 189200054ST | 54 x 2" x 54 | 70 | 81 | 34 | 55 | 838 | 1 |

[*] senza saldatura - seamless - nahtlos - sans soudure - sin soldadura

B 10 15


192 ST

“T” RIDOTTO

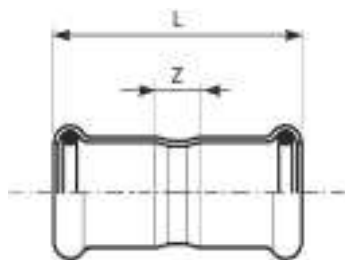
- REDUCING TEE
- T-STÜCK MIT REDUZIERTEM ABGANG
- TÉ RÉDUIT
- TE REDUCIDA HHH

MATERIAL: AISI 316L – 1.4404

O-RING: STEAM bianco - white - Weiß
blanc - blanco

TYPE: vapore saturo - saturated steam
Sattdampf - vapeur saturée
vapor saturado
P max 7 bara [6 barg] - T max 165°C

| CODE | De mm | L1 mm | L2 mm | Z1 mm | Z2 mm | g | kg | € |
|-------------|--------------|----------|----------|----------|----------|-----|----|---|
| 192018015ST | 18 x 15 x 18 | 36,5 | 41 | 15,5 | 21 | 80 | 1 | - |
| 192022018ST | 22 x 18 x 22 | 39 | 43 | 18 | 23 | 95 | 1 | - |
| 192028022ST | 28 x 22 x 28 | 44 | 47 | 21 | 26 | 135 | 1 | - |
| 192035022ST | 35 x 22 x 35 | 51 | 51 | 25 | 30 | 167 | 1 | - |
| 192035028ST | 35 x 28 x 35 | 51 | 54 | 25 | 31 | 171 | 1 | - |
| 192042028ST | 42 x 28 x 42 | 59 | 57 | 29 | 34 | 243 | 1 | - |
| 192042035ST | 42 x 35 x 42 | 59 | 61 | 29 | 35 | 272 | 1 | - |
| 192054035ST | 54 x 35 x 54 | 70 | 68 | 34 | 42 | 361 | 1 | - |
| 192054042ST | 54 x 42 x 54 | 70 | 72 | 34 | 42 | 376 | 1 | - |

B 10 15


183/000 ST

MANICOTTO

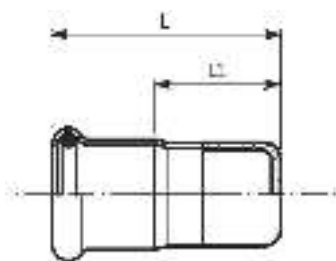
- COUPLING
- MUFFE
- MANCHON
- MANGUITO HH

MATERIAL: AISI 316L – 1.4404

O-RING: STEAM bianco - white - Weiß
blanc - blanco



TYPE: vapore saturo - saturated steam
Sattdampf - vapeur saturée
vapor saturado
P max 7 bara [6 barg] - T max 165°C

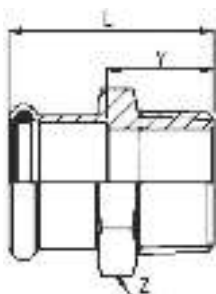
| CODE | De mm | L mm | Z mm | g | kg | € |
|-------------|----------|---------|---------|-----|----|---|
| 183015000ST | 15 | 49 | 9 | 35 | 1 | - |
| 183018000ST | 18 | 50 | 10 | 42 | 1 | - |
| 183022000ST | 22 | 53 | 11 | 54 | 1 | - |
| 183028000ST | 28 | 56 | 10 | 71 | 1 | - |
| 183035000ST | 35 | 63 | 10 | 97 | 1 | - |
| 183042000ST | 42 | 72 | 12 | 136 | 1 | - |
| 183054000ST | 54 | 83 | 13 | 198 | 1 | - |

**183/003 ST****B 10 15****TAPPO DI CHIUSURA**

- STOP END
- VERSCHLUSSKAPPE
- BOUCHON D'OBTURATION
- TAPÓN



MATERIAL: AISI 316L - 1.4404**O-RING:** STEAM bianco - white - Weiß
blanc - blanco**TYPE:** vapore saturo - saturated steam
Sattdampf - vapeur saturée
vapor saturado
P max 7 bara (6 barg) - T max 165°C

| CODE | De mm | L mm | L1 mm |  |  | € |
|-------------|----------|---------|----------|--|---|---|
| 183015003ST | 15 | 44 | 24 | 32 | 1 | - |
| 183018003ST | 18 | 44 | 24 | 38 | 1 | - |
| 183022003ST | 22 | 45 | 24 | 51 | 1 | - |
| 183028003ST | 28 | 48 | 25 | 68 | 1 | - |
| 183035003ST | 35 | 52 | 26 | 95 | 1 | - |
| 183042003ST | 42 | 56 | 26 | 126 | 1 | - |
| 183054003ST | 54 | 62 | 27 | 185 | 1 | - |

**187 ST****B 10 15****MANICOTTO MISTO FILETTO M**

- MALE ADAPTER
- ÜBERGANGSSTÜCK MIT AG
- RACCORD AVEC FILETAGE MALE
- UNIÓN MACHO



MATERIAL: AISI 316L - 1.4404**O-RING:** STEAM bianco - white - Weiß
blanc - blanco**TYPE:** vapore saturo - saturated steam
Sattdampf - vapeur saturée
vapor saturado**THREAD:** P max 7 bara (6 barg) - T max 165°C
EN 10226-1 (ex ISO 7/1)

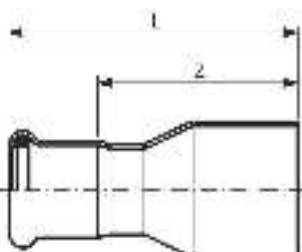
| CODE | De x R mm x inch | L mm | Z mm | Y mm |  |  | € |
|-------------|---------------------|---------|---------|---------|---|---|---|
| 187102015ST | 15 x 1/2" | 41 | 24 | 21 | 54 | 1 | - |
| 187102018ST | 18 x 1/2" | 41 | 27 | 21 | 58 | 1 | - |
| 187102022ST | 22 x 1/2" | 42 | 32 | 21 | 83 | 1 | - |
| 187304022ST | 22 x 3/4" | 44 | 32 | 23 | 89 | 1 | - |
| 187100022ST | 22 x 1" | 46 | 36 | 25 | 154 | 1 | - |
| 187304028ST | 28 x 3/4" | 47 | 38 | 24 | 114 | 1 | - |
| 187100028ST | 28 x 1" | 48 | 38 | 25 | 123 | 1 | - |
| 187114035ST | 35 x 1 1/4" | 55 | 46 | 28 | 180 | 1 | - |
| 187112042ST | 42 x 1 1/2" | 59 | 55 | 28 | 236 | 1 | - |
| 187200054ST | 54 x 2" | 71 | 65 | 35 | 362 | 1 | - |


190 ST
B 10 15
MANICOTTO MISTO FILETTO F

- FEMALE ADAPTER
- ÜBERGANGSSTÜCK MIT IG
- RACCORD AVEC FILETAGE FEMELLE
- UNIÓN HEMBRA



MATERIAL: AISI 316L - 1.4404
O-RING: STEAM bianco - white - Weiß
 blanc - blanco
TYPE: vapore saturo - saturated steam
 Sattdampf - vapeur saturée
 vapor saturado
 P max 7 bara [6 barg] - T max 165°C
THREAD: EN 10226-1 (ex ISO 7/1)

| CODE | De x Rp mm x inch | L mm | Z mm | Y mm |  g |  | € |
|-------------|----------------------|---------|---------|---------|---|---|---|
| 190102015ST | 15 x 1/2" | 38 | 27 | 2 | 64 | 1 | - |
| 190102018ST | 18 x 1/2" | 38 | 27 | 2 | 89 | 1 | - |
| 190304022ST | 22 x 3/4" | 40 | 32 | 2 | 82 | 1 | - |
| 190304028ST | 28 x 3/4" | 42 | 38 | 2 | 130 | 1 | - |
| 190100028ST | 28 x 1" | 45 | 41 | 2 | 158 | 1 | - |
| 190114035ST | 35 x 1 1/4" | 52 | 46 | 2 | 170 | 1 | - |
| 190112042ST | 42 x 1 1/2" | 56 | 55 | 2 | 243 | 1 | - |
| 190200054ST | 54 x 2" | 65 | 65 | 2 | 314 | 1 | - |

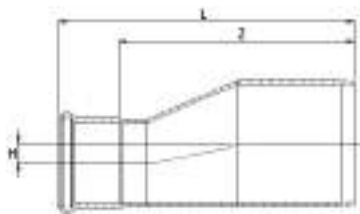

191 ST
B 10 15
RIDUZIONE MF

- REDUCER
- REDUZIERSTÜCK
- REDUCTION
- REDUCCIÓN MH

MATERIAL: AISI 316L - 1.4404
O-RING: STEAM bianco - white - Weiß
 blanc - blanco
TYPE: vapore saturo - saturated steam
 Sattdampf - vapeur saturée
 vapor saturado
 P max 7 bara [6 barg] - T max 165°C

| CODE | De mm | L mm | Z mm |  g |  | € |
|-------------|----------|---------|---------|---|---|---|
| 191018015ST | 18 x 15 | 57 | 37 | 35 | 1 | - |
| 191022018ST | 22 x 18 | 60 | 40 | 47 | 1 | - |
| 191028022ST | 28 x 22 | 65 | 44 | 66 | 1 | - |
| 191035028ST | 35 x 28 | 71 | 48 | 98 | 1 | - |
| 191042028ST | 42 x 28 | 93 | 70 | 130 | 1 | - |
| 191042035ST | 42 x 35 | 81 | 55 | 138 | 1 | - |
| 191054042ST | 54 x 42 | 97,5 | 67,5 | 210 | 1 | - |

B 10 15





191/E ST

RIDUZIONE ECCENTRICA

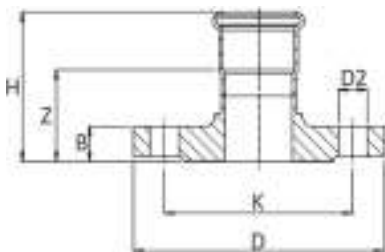
- ECCENTRIC REDUCER
- REDUZIERSTÜCK EXZENTRISCH
- RÉDUCTION EXCENTRIQUE
- REDUCCIÓN EXCÉNTRICA

MATERIAL: AISI 316L – 1.4404

O-RING: STEAM bianco - white - Weiß
blanc - blancoTYPE: vapore saturo - saturated steam
Satttdampf - vapeur saturée
vapor saturado
P max 7 bara [6 barg] - T max 165°C

| CODE | De mm | L mm | Z mm | H mm |  g |  g | € |
|--------------|----------|---------|---------|---------|---|---|---|
| 191042028EST | 42 x 28 | 101,5 | 78,5 | 6 | 140 | 1 | - |
| 191054028EST | 54 x 28 | 123,5 | 100,5 | 12 | 206 | 1 | - |
| 191054035EST | 54 x 35 | 127 | 101,5 | 8,5 | 224 | 1 | - |

B 10 15



193/000 ST



MANICOTTO FLANGIATO

- ADAPTOR FLANGE
- ÜBERGANGSFLANSCH
- BRIDE DE RACCORDEMENT
- BRIDA ADAPTADOR

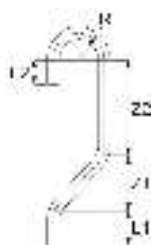
MATERIAL: AISI 316L – 1.4404

O-RING: STEAM bianco - white - Weiß
blanc - blancoTYPE: vapore saturo - saturated steam
Satttdampf - vapeur saturée
vapor saturado
P max 7 bara [6 barg] - T max 165°C

PN 16

| CODE | De mm | DN flg | H mm | Z mm | B mm | D mm | D2 mm | Holes Nr. | K mm |  g |  g | € |
|-------------|----------|--------|---------|---------|---------|---------|----------|-----------|---------|---|---|---|
| 193015000ST | 15 | 15 | 55 | 35 | 14 | 95 | 14 | 4 | 65 | 660 | 1 | - |
| 193018000ST | 18 | 15 | 55,5 | 35,5 | 14 | 95 | 14 | 4 | 65 | 660 | 1 | - |
| 193022000ST | 22 | 20 | 58,5 | 37,5 | 16 | 105 | 14 | 4 | 75 | 945 | 1 | - |
| 193028000ST | 28 | 25 | 61,5 | 38,5 | 16 | 115 | 14 | 4 | 85 | 1140 | 1 | - |
| 193035000ST | 35 | 32 | 65,5 | 39,5 | 16 | 140 | 18 | 4 | 100 | 1640 | 1 | - |
| 193042000ST | 42 | 40 | 69 | 39 | 16 | 150 | 18 | 4 | 110 | 1800 | 1 | - |
| 193054000ST | 54 | 50 | 78 | 42 | 18 | 165 | 18 | 4 | 125 | 2450 | 1 | - |

B 10 11






178





















TUBO PER DERIVAZIONE VAPORE SATURO

- PIPE FOR SATURATED STEAM BYPASS
- ROHR FÜR SATTDAMPF-BYPASS
- TUBE POUR DÉRIVATION VAPEUR SATURÉE
- TUBO PARA DERIVACIÓN DE VAPOR SATURADO

MATERIAL: AISI 316L – 1.4404

| CODE | De mm | L1 mm | L2 mm | Z1 mm | Z2 mm | R mm |  g |  g |  | € |
|-----------|----------|----------|----------|----------|----------|---------|---|---|---|---|
| 178015316 | 15 | 30 | 30 | 96 | 114 | 35 | 143 | 1 | 20 | - |
| 178018316 | 18 | 50 | 35 | 108 | 112 | 39 | 195 | 1 | 20 | - |
| 178022316 | 22 | 50 | 35 | 110 | 110 | 41 | 359 | 1 | 20 | - |
| 178028316 | 28 | 60 | 40 | 139 | 113 | 51 | 550 | 1 | 15 | - |

Certificazioni / Certifications

| | | | | |
|---|---|--|------------------------|---------------|
|  |  | SYSTÈMES DE CANALISATIONS DE DISTRIBUTION D'EAU - SYSTÈME STEELPRES | 79-1975-V1 | Ø 15 - 108 mm |
|  |  | TUBE FITTINGS - STEELPRES | TAP000017J | Ø 15 - 108 mm |
|  |  | STEELPRES PRESSFITTING SYSTEM | POCC IT.AM05.H05079 | Ø 15 - 108 mm |
|  |  | HORGANYZOTT ACÉL CSÖVEK ÉS PRÉSIDOMOK STEELPRES PVC BEVONATOS HORGANYZOTT ACÉL CSÖVEK | A-42/2017 | Ø 15 - 108 mm |
|  |  | LACZNIKI ZAPRASOWYWANE ZE STALI SYSTEMU INOXPRES I STEELPRES DO LACZENIA RUR ZE STALI | ITB-KOT-2019/1222 | Ø 15 - 108 mm |
|  |  | RURY I KSZTAŁTKI DN 20 DO DN 50, ZE STALI WĘGLOWEJ OCYNKOWANEJ, SYSTEM STEELPRES | AT-1106-0269/2010/2015 | Ø 22 - 54 mm |
|  |  | SYSTEM OF STEEL PIPES AND STEEL COMPRESSION FITTINGS STEELPRES | STO-30-00114-17 | Ø 15 - 108 mm |
|  |  | SYSTÉM OCEL'OVYCH RÚR A OCEL'OVYCH LISOVACÍCH TVAROVIEK STEELPRES | 0026/104/2011 | Ø 15 - 108 mm |
|  |  | STEELPRES, PIPING SYSTEM AND FITTING | 19-GEI920311-PDA | Ø 15 - 108 mm |
|  |  | STEELPRES, MECHANICAL JOINTS | ML 20PTB00014 | Ø 15 - 108 mm |

Campi di applicazione / Fields of application



Riscaldamento
Heating



Raffrescamento
Cooling



Solare termico con
O-Ring FKM
Solar thermal with
FKM O-Ring



Aria compressa
Compressed air



Antincendio
Fire protection systems *
* no reti idranti / no hydrants systems

steelPRES® O-ring EPDM

Nero | Black | Schwarz | Noir | Negro



**316/005**


≤54 B 40 41

76÷108 B 40 42

**ZINCATO
ESTERNAMENTE**

- OUTSIDE GALVANIZED
- AUSSEN VERZINKT
- GALVANISÉS EXTÉRIEUR
- GALVANIZADO EXTERIOR

NORM: EN 10305-3**Mat. Nr.: 1.0215 (E 220 CR2S4) L=6 m**

| CODE | Dimensions mm x mm | Ø int mm | L m |  kg/m | Volume l/m | Minimum package m | Bundle m | €/m |
|-----------|-----------------------|-------------|--------|--|---------------|----------------------|-------------|-----|
| 316012005 | 12 x 1,2 | 9,6 | 6 | 0,320 | 0,072 | 150 | 1014 | - |
| 316015005 | 15 x 1,2 | 12,6 | 6 | 0,408 | 0,125 | 120 | 1014 | - |
| 316018005 | 18 x 1,2 | 15,6 | 6 | 0,497 | 0,191 | 90 | 1014 | - |
| 316022005 | 22 x 1,5 | 19 | 6 | 0,824 | 0,284 | 60 | 762 | - |
| 316028005 | 28 x 1,5 | 25 | 6 | 1,052 | 0,491 | 60 | 546 | - |
| 316035005 | 35 x 1,5 | 32 | 6 | 1,320 | 0,804 | 30 | 546 | - |
| 316042005 | 42 x 1,5 | 39 | 6 | 1,620 | 1,194 | 30 | 366 | - |
| 316054005 | 54 x 1,5 | 51 | 6 | 2,089 | 2,042 | 30 | 366 | - |
| 316076005 | 76,1 x 2,0 | 72,1 | 6 | 3,652 | 4,080 | 12 | 114 | - |
| 316088005 | 88,9 x 2,0 | 84,9 | 6 | 4,290 | 5,660 | 12 | 114 | - |
| 316108005 | 108 x 2,0 | 104 | 6 | 5,230 | 8,490 | 6 | 114 | - |

Raccomandato per impianti di riscaldamento**Recommended for heating installation****Empfehl fuer Heizunagsanlagen****Recommandé pour installations de chauffage****Recomendado para instalaciones de calefacción**



316/003

≤54 B 40 44


76÷108 B 40 45

**ZINCATO
ESTERNAMENTE CON RIVESTIMENTO
IN PP**

- OUTSIDE GALVANIZED WITH PP-COATING
- AUSSEN VERZINKT MIT PP-UMMANTELUNG
- GALVANISÉS EXTÉRIEUR AVEC REVÊTEMENT PP
- GALVANIZADO EXTERIOR, REVESTIMIENTO DE PP

NORM: EN 10305-3

Mat. Nr.: 1.0215 (E 220 CR2S4) + PP L=6 m

| CODE | Dimensions mm x mm | Ø int mm | L m |  kg/m | Volume l/m | Minimum package m | Bundle m | €/m |
|------------------|-----------------------|-------------|--------|--|---------------|-------------------------|-------------|-----|
| 316012003 | 12 x 1,2 | 9,6 | 6 | 0,358 | 0,072 | 150 | 900 | - |
| 316015003 | 15 x 1,2 | 12,6 | 6 | 0,454 | 0,125 | 120 | 960 | - |
| 316018003 | 18 x 1,2 | 15,6 | 6 | 0,552 | 0,191 | 90 | 990 | - |
| 316022003 | 22 x 1,5 | 19 | 6 | 0,890 | 0,284 | 60 | 720 | - |
| 316028003 | 28 x 1,5 | 25 | 6 | 1,136 | 0,491 | 60 | 540 | - |
| 316035003 | 35 x 1,5 | 32 | 6 | 1,424 | 0,804 | 30 | 540 | - |
| 316042003 | 42 x 1,5 | 39 | 6 | 1,744 | 1,194 | 30 | 360 | - |
| 316054003 | 54 x 1,5 | 51 | 6 | 2,257 | 2,042 | 30 | 360 | - |
| 316076003 | 76,1 x 2,0 | 72,1 | 6 | 3,875 | 4,080 | 12 | 108 | - |
| 316088003 | 88,9 x 2,0 | 84,9 | 6 | 4,550 | 5,660 | 12 | 108 | - |
| 316108003 | 108 x 2,0 | 104 | 6 | 5,545 | 8,490 | 6 | 114 | - |

Spessore polipropilene: 1 mm
 Polypropylene thickness: 1 mm
 Dicken polypropylen: 1 mm
 Polypropylène d'épaisseur: 1 mm
 Polipropileno de espesor: 1 mm

Raccomandato per impianti di raffrescamento

Recommended for cooling installation

Empfehl fuer Kuehlungsanlagen


Recommandé pour installations de refroidissement

Recomendado para instalaciones de refrigeracion

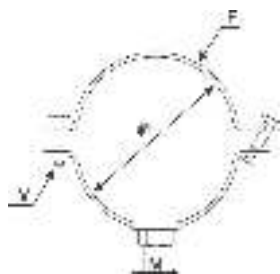
**316/002****≤54 B 40 43****76÷108 B 40 46****ZINCATO
INTERNAMENTE ED ESTERNAMENTE**

- INSIDE AND OUTSIDE GALVANIZED
- INNEN UND AUSSEN VERZINKT
- GALVANISÉS INTÉRIEUR ET EXTÉRIEUR
- GALVANIZADO INTERIOR Y EXTERIOR

NORM: EN 10305-3**Mat. Nr.: 1.0031 (E 190 CR2S4) L=6 m**

| CODE | Dimensions mm x mm | ∅ int mm | L m |  kg/m | Volume l/m | Minimum package m | Bundle m | €/m |
|------------------|-----------------------|-------------|--------|--|---------------|----------------------|-------------|-----|
| 316022002 | 22 x 1,5 | 19 | 6 | 0,824 | 0,284 | 60 | 1770 | - |
| 316028002 | 28 x 1,5 | 25 | 6 | 1,052 | 0,491 | 60 | 1380 | - |
| 316035002 | 35 x 1,5 | 32 | 6 | 1,320 | 0,804 | 30 | 966 | - |
| 316042002 | 42 x 1,5 | 39 | 6 | 1,620 | 1,194 | 30 | 822 | - |
| 316054002 | 54 x 1,5 | 51 | 6 | 2,098 | 2,042 | 30 | 510 | - |
| 316076000 | 76,1 x 2,0 | 72,1 | 6 | 3,652 | 4,080 | 12 | 234 | - |
| 316088000 | 88,9 x 2,0 | 84,9 | 6 | 4,290 | 5,660 | 12 | 210 | - |
| 316108000 | 108 x 2,0 | 104 | 6 | 5,230 | 8,490 | 6 | 150 | - |

Solo per impianti d'aria compressa e gas inerti.**Only for compressed air and inert gases systems.****Nur für Druckluft und Inertgas.****Seulement pour les systèmes à air comprimé et à gaz inertes.****Sólo para sistemas de aire comprimido y gases inertes.**






351

COLLARE PER TUBO STEELPRES

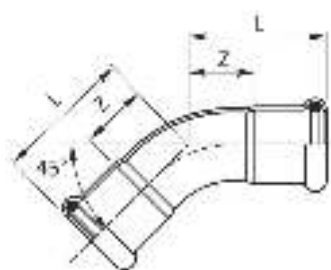
- CLAMP FOR STEELPRES PIPE
- ROHRSCHELLE FÜR STEELPRES ROHR
- COLLIER POUR TUBE STEELPRES
- ABRAZADERA PARA TUBO STEELPRES

MATERIAL: St. W 24
NOTE: dado saldato con puntatura elettrica
 spot welded nut

| CODE | DN mm | F lg x sp mm | V mm |  |  |  | € |
|---------------------|----------|-----------------|----------|---|---|---|---|
| 351150001 ** | 15 | 20 x 2,5 | M 6 x 20 | 60 | 2 | 50* | - |
| 351308000 | 18 | 20 x 2,5 | M 6 x 20 | 63 | 2 | 100* | - |
| 351102000 | 22 | 20 x 2,5 | M 6 x 20 | 65 | 2 | 100* | - |
| 351304000 | 28 | 20 x 2,5 | M 6 x 25 | 69 | 2 | 100* | - |
| 351100000 | 35 | 20 x 2,5 | M 6 x 25 | 78 | 2 | 100* | - |
| 351114000 | 42 | 20 x 2,5 | M 6 x 25 | 89 | 2 | 50* | - |
| 351054000 | 54 | 20 x 2,5 | M 6 x 25 | 100 | 2 | 50* | - |
| 351212000 | 76,1 | 30 x 2,5 | M 6 x 25 | 187 | 2 | 20* | - |
| 351300000 | 88,9 | 30 x 2,5 | M 6 x 25 | 215 | 2 | 20* | - |
| 351108000 | 108 | 30 x 2,5 | M 6 x 25 | 232 | 2 | 20* | - |

[*] unità minima di vendita / minimum selling quantity

[**] Art. 351150001 Rivestimento in gomma - With rubber gasket - Mit Gummieinlage - Isophonique - Junta de goma (famiglia / family Y 20 25)

**381/450**




≤54 B 20 21

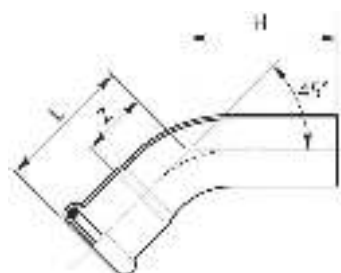
76÷108 B 20 22

CURVA 45° FF

- 45° ELBOW FF
- BOGEN 45° II
- COUDE FF 45°
- CURVA 45° HH

MATERIAL: E 195 - 1.0034**O-RING:** EPDM nero - black - Schwarz - noir - negro

| CODE | De mm | L mm | Z mm |  |  |  | € |
|-----------|-------|-------|------|---|---|---|---|
| 381015450 | 15 | 27,5 | 7,5 | 37 | 20 | 400 | - |
| 381018450 | 18 | 29,5 | 9,5 | 45 | 20 | 300 | - |
| 381022450 | 22 | 32 | 11 | 59 | 20 | 200 | - |
| 381028450 | 28 | 37 | 14 | 87 | 10 | 100 | - |
| 381035450 | 35 | 43 | 17 | 124 | 10 | 60 | - |
| 381042450 | 42 | 51 | 21 | 175 | 4 | 40 | - |
| 381054450 | 54 | 62 | 30 | 282 | 2 | 20 | - |
| 381076450 | 76,1 | 131,5 | 76,5 | 910 | 2 | 2 | - |
| 381088450 | 88,9 | 144 | 84 | 1125 | 2 | 2 | - |
| 381108450 | 108 | 169 | 94 | 1620 | 2 | 2 | - |

**381/451**




≤54 B 20 21

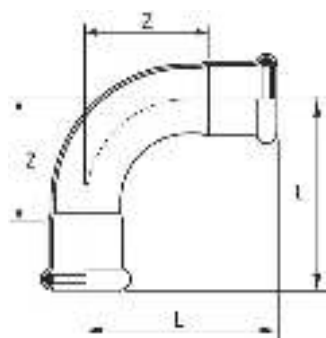
76÷108 B 20 22

CURVA 45° MF

- 45° ELBOW MF
- BOGEN 45° IA
- COUDE MF 45°
- CURVA 45° HM

MATERIAL: E 195 - 1.0034**O-RING:** EPDM nero - black - Schwarz - noir - negro

| CODE | De mm | L mm | H mm | Z mm |  |  |  | € |
|-----------|-------|-------|------|------|---|---|---|---|
| 381015451 | 15 | 27,5 | 36 | 7,5 | 39 | 20 | 400 | - |
| 381018451 | 18 | 29,5 | 38 | 9,5 | 46 | 20 | 300 | - |
| 381022451 | 22 | 32 | 42 | 11 | 60 | 20 | 200 | - |
| 381028451 | 28 | 37 | 46 | 14 | 88 | 10 | 100 | - |
| 381035451 | 35 | 43 | 57 | 17 | 135 | 10 | 60 | - |
| 381042451 | 42 | 51 | 72 | 21 | 196 | 4 | 40 | - |
| 381054451 | 54 | 62 | 82 | 26 | 300 | 2 | 20 | - |
| 381076451 | 76,1 | 131,5 | 149 | 76,5 | 870 | 2 | 2 | - |
| 381088451 | 88,9 | 144 | 159 | 84 | 1365 | 2 | 2 | - |
| 381108451 | 108 | 169 | 199 | 94 | 1922 | 2 | 2 | - |



381/900

≤54 B 20 21
76÷108 B 20 22

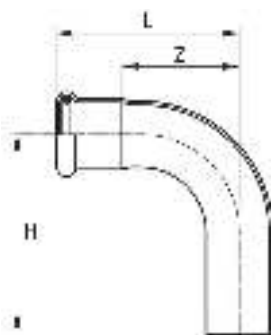
CURVA 90° FF

- 90° ELBOW FF
- BOGEN 90° II
- COUDE FF 90°
- CURVA 90° HH

MATERIAL: E 195 - 1.0034

O-RING: EPDM nero - black - Schwarz - noir - negro

| CODE | De mm | L mm | Z mm | g | | | € |
|-----------|-------|------|------|------|----|-----|---|
| 381012900 | 12 | 42 | 24 | 42 | 20 | 400 | - |
| 381015900 | 15 | 38 | 18 | 44 | 20 | 400 | - |
| 381018900 | 18 | 41,5 | 21,5 | 55 | 20 | 300 | - |
| 381022900 | 22 | 47 | 26 | 73 | 10 | 150 | - |
| 381028900 | 28 | 56 | 33 | 109 | 10 | 100 | - |
| 381035900 | 35 | 68 | 42 | 156 | 5 | 50 | - |
| 381042900 | 42 | 80 | 50 | 231 | 2 | 30 | - |
| 381054900 | 54 | 100 | 64 | 369 | 2 | 18 | - |
| 381076900 | 76,1 | 160 | 105 | 1150 | 2 | 2 | - |
| 381088900 | 88,9 | 182 | 122 | 1560 | 2 | 2 | - |
| 381108900 | 108 | 220 | 145 | 2250 | 2 | 2 | - |



381/901

≤54 B 20 21
76÷108 B 20 22

CURVA 90° MF

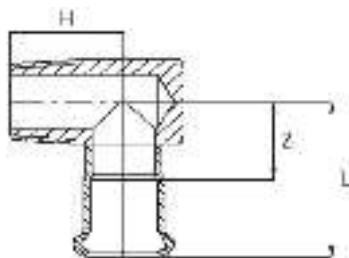
- 90° ELBOW MF
- BOGEN 90° IA
- COUDE MF 90°
- CURVA 90° HM

MATERIAL: E 195 - 1.0034

O-RING: EPDM nero - black - Schwarz - noir - negro




| CODE | De mm | L mm | H mm | Z mm | g | | € |
|-----------|-------|------|------|------|------|----|-----|
| 381012901 | 12 | 42 | 48 | 24 | 46 | 20 | 400 |
| 381015901 | 15 | 38 | 48 | 18 | 44 | 20 | 400 |
| 381018901 | 18 | 41,5 | 48,5 | 21,5 | 56 | 20 | 300 |
| 381022901 | 22 | 47 | 57 | 26 | 77 | 10 | 150 |
| 381028901 | 28 | 56 | 64 | 33 | 113 | 10 | 100 |
| 381035901 | 35 | 68 | 82 | 42 | 174 | 5 | 50 |
| 381042901 | 42 | 80 | 101 | 50 | 235 | 2 | 30 |
| 381054901 | 54 | 100 | 120 | 64 | 385 | 2 | 18 |
| 381076901 | 76,1 | 160 | 180 | 105 | 1155 | 2 | 2 |
| 381088901 | 88,9 | 182 | 197 | 122 | 1585 | 2 | 2 |
| 381108901 | 108 | 220 | 236 | 145 | 2155 | 2 | 2 |

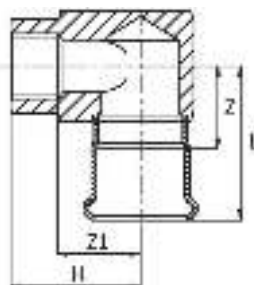
B 20 21

**385****GOMITO MISTO 90° FILETTO M**

- ELBOW ADAPTER 90° WITH MALE THREAD
- ÜBERGANGSWINKEL 90° AG
- EQUERRE 90° AVEC FILETAGE M
- CODO MACHO




MATERIAL: E 195 - 1.0034**O-RING:** EPDM nero - black - Schwarz - noir - negro**THREAD:** EN 10226-1 (ex ISO 7/1)

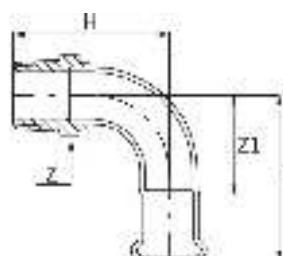
| CODE | De x R mm x inch | L mm | H mm | Z mm |  |  |  | € |
|-----------|---------------------|---------|---------|---------|---|---|---|---|
| 385308015 | 15 x 3/8" | 36 | 21 | 16 | 90 | 20 | 200 | - |
| 385102015 | 15 x 1/2" | 37 | 26 | 17 | 94 | 20 | 200 | - |
| 385102018 | 18 x 1/2" | 37 | 26 | 17 | 105 | 10 | 100 | - |
| 385304022 | 22 x 3/4" | 41 | 29 | 20 | 149 | 10 | 100 | - |

**398****GOMITO MISTO 90° FILETTO F**

- ELBOW ADAPTER 90° WITH FEMALE THREAD
- ÜBERGANGSWINKEL 90° IG
- EQUERRE 90° AVEC FILETAGE F
- CODO HEMBRA




MATERIAL: E 195 - 1.0034**O-RING:** EPDM nero - black - Schwarz - noir - negro**THREAD:** EN 10226-1 (ex ISO 7/1)

| CODE | De x Rp mm x inch | L mm | H mm | Z mm | Z1 mm |  |  |  | € |
|-----------|----------------------|---------|---------|---------|----------|---|---|---|---|
| 398304022 | 22 x 3/4" | 46 | 44 | 25 | 27 | 270 | 10 | 50 | - |
| 398102028 | 28 x 1/2" | 49 | 42 | 26 | 27 | 300 | 10 | 50 | - |
| 398304028 | 28 x 3/4" | 49 | 47 | 26 | 30 | 330 | 10 | 50 | - |

**397****CURVA FILETTATA 90° FILETTO M**

- 90° ELBOW MALE BSP
- BOGEN 90° MIT AG
- COUDE 90° AVEC FILETAGE M
- CODO A 90° MH

MATERIAL: E 195 - 1.0034**O-RING:** EPDM nero - black - Schwarz - noir - negro**THREAD:** EN 10226-1 (ex ISO 7/1)

| CODE | De x R mm x inch | L mm | H mm | Z mm | Z1 mm |  |  |  | € |
|-----------|---------------------|---------|---------|---------|----------|---|---|---|---|
| 397308012 | 12 x 3/8" | 42 | 34 | 22 | 24 | 42 | 20 | 300 | - |
| 397308015 | 15 x 3/8" | 50 | 47,5 | 21 | 30 | 65 | 20 | 300 | - |
| 397102015 | 15 x 1/2" | 50 | 47 | 21 | 30 | 77 | 20 | 300 | - |
| 397102018 | 18 x 1/2" | 54 | 52 | 24 | 34 | 92 | 20 | 200 | - |
| 397304022 | 22 x 3/4" | 60 | 62 | 30 | 39 | 135 | 10 | 100 | - |
| 397100028 | 28 x 1" | 73 | 74 | 36 | 50 | 208 | 10 | 50 | - |
| 397114035 | 35 x 1 1/4" | 68 | 80 | 46 | 42 | 262 | 5 | 40 | - |
| 397112042 | 42 x 1 1/2" | 80 | 98 | 60 | 50 | 413 | 2 | 20 | - |
| 397200054 | 54 x 2" | 100 | 131,5 | 65 | 65 | 482 | 2 | 12 | - |

The **1st** seamless **Pressfitting Tee**

in **carbon steel** and **copper nickel**

steelPRES® **MARINE PRES**®

NO MORE
LEAKS!



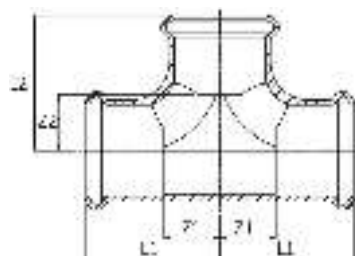
For equal/reduced "T"
up to 54 mm



Seamless



Welded

**382**




≤54 B 20 21

76÷108 B 20 22

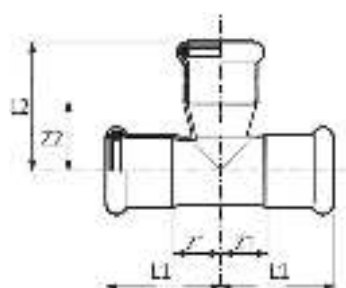
"T"

- EQUAL TEE
- T-STÜCK
- TÉ ÉGAL
- TE IGUAL HHH

MATERIAL: E 195 - 1.0034**O-RING:** EPDM nero - black - Schwarz - noir - negro

| CODE | De mm | L1 mm | L2 mm | Z1 mm | Z2 mm |  |  |  | € |
|------------|----------|----------|----------|----------|----------|---|---|---|---|
| 382012000 | 12 | 28 | 35 | 10 | 17 | 48 | 20 | 200 | - |
| 382015000* | 15 | 32 | 32 | 10,5 | 10,5 | 72 | 20 | 200 | - |
| 382018000* | 18 | 34 | 34 | 12,5 | 12,5 | 85 | 20 | 100 | - |
| 382022000* | 22 | 37 | 37 | 14,5 | 14,5 | 116 | 20 | 100 | - |
| 382028000* | 28 | 42 | 42 | 17,5 | 17,5 | 173 | 10 | 50 | - |
| 382035000* | 35 | 50 | 50 | 22,5 | 22,5 | 240 | 4 | 32 | - |
| 382042000* | 42 | 57 | 57 | 25,5 | 25,5 | 337 | 4 | 20 | - |
| 382054000* | 54 | 69 | 69 | 32,5 | 32,5 | 473 | 2 | 12 | - |
| 382076000 | 76,1 | 108 | 118 | 52 | 63 | 1275 | 2 | 2 | - |
| 382088000 | 88,9 | 132 | 131 | 72 | 71 | 1535 | 2 | 2 | - |
| 382108000 | 108 | 155 | 159 | 74 | 84 | 2115 | 2 | 2 | - |

[*] idroformato - hydroformed - hydrogeformt - hydroformé - hidroformado




**392/A**

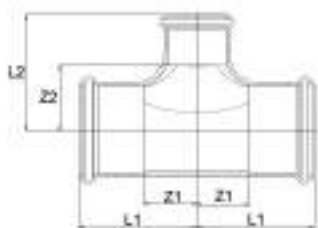
B 20 21

TEE ALLARGATO

- TEE OVERSIZE BRANCH
- T-STÜCK MIT ERWEITERTEM ABGANG
- TÉ AVEC SORTIE ÉVASÉE
- TE CON SALIDA ENSANCHADA

MATERIAL: E 195 - 1.0034**O-RING:** EPDM nero - black - Schwarz - noir - negro

| CODE | De mm | L1 mm | L2 mm | Z1 mm | Z2 mm |  |  |  | € |
|-----------|--------------|----------|----------|----------|----------|---|---|---|---|
| 392012015 | 12 x 15 x 12 | 28 | 38 | 10 | 17 | 52 | 20 | 100 | - |
| 392015018 | 15 x 18 x 15 | 37 | 36 | 16 | 15 | 71 | 20 | 100 | - |
| 392015022 | 15 x 22 x 15 | 37 | 42 | 16 | 19 | 84 | 10 | 100 | - |
| 392018022 | 18 x 22 x 18 | 40 | 45 | 19 | 22 | 97 | 10 | 100 | - |
| 392022028 | 22 x 28 x 22 | 41 | 45 | 18 | 21 | 123 | 10 | 50 | - |



392

≤54 B 20 21
76÷108 B 20 22

“T” RIDOTTO

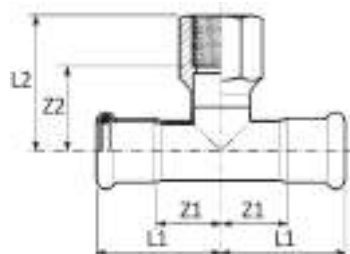
- REDUCING TEE
- T-STÜCK MIT REDUZIERTEM ABGANG
- TÉ RÉDUIT
- TE REDUCIDA HHH

MATERIAL: E 195 - 1.0034

O-RING: EPDM nero - black - Schwarz - noir - negro

| CODE | De mm | L1 mm | L2 mm | Z1 mm | Z2 mm | | | | € |
|------------|--------------------|-------|-------|-------|-------|------|----|-----|---|
| 392015012 | 15 x 12 x 15 | 37 | 33 | 16 | 15 | 64 | 20 | 100 | - |
| 392018012 | 18 x 12 x 18 | 40 | 34 | 19 | 16 | 72 | 20 | 100 | - |
| 392018015* | 18 x 15 x 18 | 34 | 35 | 12,5 | 13,5 | 83 | 20 | 100 | - |
| 392022012 | 22 x 12 x 22 | 41 | 36 | 18 | 18 | 94 | 10 | 100 | - |
| 392022015* | 22 x 15 x 22 | 37 | 38 | 14,5 | 16,5 | 110 | 10 | 100 | - |
| 392022018* | 22 x 18 x 22 | 37 | 38 | 14,5 | 16 | 112 | 10 | 100 | - |
| 392028015* | 28 x 15 x 28 | 42 | 40,5 | 17,5 | 19 | 146 | 10 | 50 | - |
| 392028018* | 28 x 18 x 28 | 42 | 40,5 | 17,5 | 19 | 150 | 10 | 50 | - |
| 392028022* | 28 x 22 x 28 | 42 | 41 | 17,5 | 20 | 155 | 10 | 50 | - |
| 392035015 | 35 x 15 x 35 | 50 | 44 | 24 | 24 | 205 | 5 | 50 | - |
| 392035018* | 35 x 18 x 35 | 50 | 44 | 24 | 24 | 191 | 5 | 50 | - |
| 392035022* | 35 x 22 x 35 | 50 | 44 | 22,5 | 23 | 207 | 5 | 50 | - |
| 392035028* | 35 x 28 x 35 | 50 | 44 | 22,5 | 19,5 | 213 | 5 | 35 | - |
| 392042022* | 42 x 22 x 42 | 57 | 53 | 25,5 | 30,5 | 285 | 4 | 20 | - |
| 392042028* | 42 x 28 x 42 | 57 | 56 | 25,5 | 38 | 295 | 4 | 20 | - |
| 392042035* | 42 x 35 x 42 | 57 | 61 | 25,5 | 33,5 | 311 | 4 | 20 | - |
| 392054022* | 54 x 22 x 54 | 69 | 59 | 32,5 | 36,5 | 420 | 2 | 16 | - |
| 392054028* | 54 x 28 x 54 | 69 | 64 | 32,5 | 39,5 | 432 | 2 | 16 | - |
| 392054035* | 54 x 35 x 54 | 69 | 67 | 32,5 | 39,5 | 443 | 2 | 16 | - |
| 392054042* | 54 x 42 x 54 | 69 | 70 | 32,5 | 38,5 | 461 | 2 | 16 | - |
| 392076022 | 76,1 x 22 x 76,1 | 108 | 74 | 52 | 53 | 995 | 2 | 2 | - |
| 392076028 | 76,1 x 28 x 76,1 | 108 | 77 | 52 | 54 | 1015 | 2 | 2 | - |
| 392076035 | 76,1 x 35 x 76,1 | 108 | 80 | 52 | 54 | 1025 | 2 | 2 | - |
| 392076042 | 76,1 x 42 x 76,1 | 108 | 84 | 52 | 54 | 1045 | 2 | 2 | - |
| 392076054 | 76,1 x 54 x 76,1 | 108 | 90 | 52 | 55 | 1065 | 2 | 2 | - |
| 392088028 | 88,9 x 28 x 88,9 | 132 | 84 | 72 | 61 | 1365 | 2 | 2 | - |
| 392088035 | 88,9 x 35 x 88,9 | 132 | 88 | 72 | 62 | 1395 | 2 | 2 | - |
| 392088042 | 88,9 x 42 x 88,9 | 132 | 91 | 72 | 61 | 1425 | 2 | 2 | - |
| 392088054 | 88,9 x 54 x 88,9 | 132 | 97 | 72 | 62 | 1455 | 2 | 2 | - |
| 392088076 | 88,9 x 76,1 x 88,9 | 132 | 125 | 72 | 70 | 1485 | 2 | 2 | - |
| 392108028 | 108 x 28 x 108 | 155 | 94 | 74 | 71 | 1815 | 2 | 2 | - |
| 392108035 | 108 x 35 x 108 | 155 | 97 | 74 | 71 | 1845 | 2 | 2 | - |
| 392108042 | 108 x 42 x 108 | 155 | 101 | 74 | 71 | 1875 | 2 | 2 | - |
| 392108054 | 108 x 54 x 108 | 155 | 107 | 74 | 72 | 1905 | 2 | 2 | - |
| 392108076 | 108 x 76 x 108 | 155 | 135 | 74 | 80 | 1935 | 2 | 2 | - |
| 392108088 | 108 x 88,9 x 108 | 155 | 141 | 74 | 81 | 1965 | 2 | 2 | - |

[*] idroformato - hydroformed - hydrogeformt - hydroformé - hidroformado

**389**




≤54 B 20 21

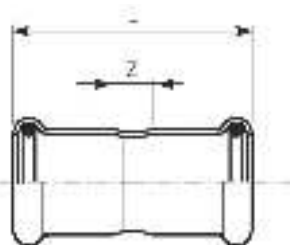
76÷108 B 20 22

**“T” CON
DERIVAZIONE FILETTO F**

- BRANCH TEE FEMALE BSP OUTLET
- T-STÜCK MIT ABGANG IG
- TÉ MIXTE AVEC FILETAGE F
- TE HEMBRA ROSCADA

MATERIAL: E 195 - 1.0034**O-RING:** EPDM nero - black - Schwarz - noir - negro**THREAD:** EN 10226-1 (ex ISO 7/1)

| CODE | De x Rp x De mm x inch x mm | L1 mm | L2 mm | Z1 mm | Z2 mm |  |  |  | € |
|-----------|--------------------------------|----------|----------|----------|----------|---|---|---|---|
| 389102015 | 15 x 1/2" x 15 | 35 | 36 | 14 | 21 | 72 | 20 | 100 | - |
| 389102018 | 18 x 1/2" x 18 | 37 | 38 | 16 | 23 | 91 | 20 | 100 | - |
| 389102022 | 22 x 1/2" x 22 | 39 | 39 | 18 | 24 | 128 | 10 | 100 | - |
| 389304022 | 22 x 3/4" x 22 | 39 | 44 | 18 | 28 | 133 | 10 | 100 | - |
| 389102028 | 28 x 1/2" x 28 | 44 | 42 | 21 | 27 | 158 | 10 | 50 | - |
| 389304028 | 28 x 3/4" x 28 | 44 | 47 | 21 | 30 | 161 | 10 | 50 | - |
| 389100028 | 28 x 1" x 28 | 44 | 53 | 21 | 34 | 246 | 5 | 50 | - |
| 389102035 | 35 x 1/2" x 35 | 51 | 45 | 25 | 30 | 200 | 5 | 50 | - |
| 389304035 | 35 x 3/4" x 35 | 51 | 50 | 25 | 34 | 191 | 5 | 40 | - |
| 389100035 | 35 x 1" x 35 | 51 | 56 | 25 | 37 | 250 | 5 | 40 | - |
| 389102042 | 42 x 1/2" x 42 | 59 | 49 | 28 | 34 | 255 | 4 | 32 | - |
| 389304042 | 42 x 3/4" x 42 | 59 | 54 | 28 | 37 | 255 | 4 | 32 | - |
| 389102054 | 54 x 1/2" x 54 | 70 | 56 | 34 | 41 | 300 | 2 | 14 | - |
| 389304054 | 54 x 3/4" x 54 | 70 | 61 | 34 | 45 | 353 | 2 | 14 | - |
| 389100054 | 54 x 1" x 54 | 70 | 56 | 34 | 41 | 441 | 2 | 14 | - |
| 389102076 | 76,1 x 1/2" x 76,1 | 108 | 68 | 52 | 53 | 1040 | 2 | 2 | - |
| 389304076 | 76,1 x 3/4" x 76,1 | 108 | 77 | 52 | 60 | 1040 | 2 | 2 | - |
| 389102088 | 88,9 x 1/2" x 88,9 | 132 | 76 | 72 | 61 | 1255 | 2 | 2 | - |
| 389304088 | 88,9 x 3/4" x 88,9 | 132 | 84 | 72 | 68 | 1255 | 2 | 2 | - |
| 389102108 | 108 x 1/2" x 108 | 155 | 85 | 74 | 70 | 1700 | 2 | 2 | - |
| 389304108 | 108 x 3/4" x 108 | 155 | 94 | 74 | 77 | 1700 | 2 | 2 | - |



383/000




≤54 B 20 21
76÷108 B 20 22

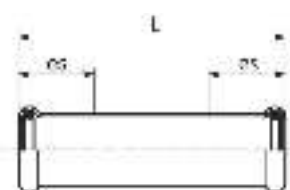
MANICOTTO

- COUPLING
- MUFFE
- MANCHON
- MANGUITO HH

MATERIAL: E 195 - 1.0034

O-RING: EPDM nero - black - Schwarz - noir - negro

| CODE | De mm | L mm | Z mm |  g |  |  | € |
|-----------|----------|---------|---------|---|---|---|---|
| 383012000 | 12 | 42 | 6 | 25 | 20 | 500 | - |
| 383015000 | 15 | 49 | 9 | 33 | 20 | 500 | - |
| 383018000 | 18 | 50 | 10 | 40 | 20 | 300 | - |
| 383022000 | 22 | 53 | 11 | 52 | 20 | 200 | - |
| 383028000 | 28 | 56 | 10 | 69 | 10 | 150 | - |
| 383035000 | 35 | 63 | 10 | 90 | 10 | 100 | - |
| 383042000 | 42 | 72 | 12 | 127 | 4 | 60 | - |
| 383054000 | 54 | 83 | 13 | 189 | 2 | 24 | - |
| 383076000 | 76,1 | 142 | 32 | 635 | 4 | 4 | - |
| 383088000 | 88,9 | 166 | 46 | 765 | 4 | 4 | - |
| 383108000 | 108 | 203 | 41 | 1170 | 2 | 2 | - |



383/001




≤54 B 20 21
76÷108 B 20 22

MANICOTTO PASSANTE

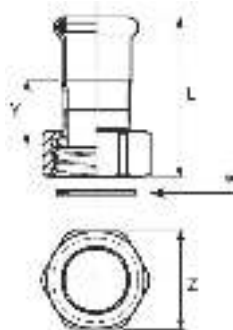
- SLIP COUPLING
- SCHIEBEMUFFE
- MANCHON LONG
- MANGUITO SIN TOPE

MATERIAL: E 195 - 1.0034

O-RING: EPDM nero - black - Schwarz - noir - negro




| CODE | De mm | L mm | es mm |  g |  |  | € |
|-----------|----------|---------|----------|---|---|---|---|
| 383012001 | 12 | 56 | 22 | 42 | 20 | 500 | - |
| 383015001 | 15 | 69 | 25 | 56 | 20 | 200 | - |
| 383018001 | 18 | 73 | 25 | 65 | 20 | 200 | - |
| 383022001 | 22 | 79 | 25 | 85 | 20 | 100 | - |
| 383028001 | 28 | 88,5 | 30 | 118 | 10 | 100 | - |
| 383035001 | 35 | 102,5 | 30 | 141 | 10 | 50 | - |
| 383042001 | 42 | 117,5 | 40 | 234 | 4 | 40 | - |
| 383054001 | 54 | 139 | 40 | 321 | 4 | 20 | - |
| 383076001 | 76,1 | 230 | 60 | 940 | 2 | 2 | - |
| 383088001 | 88,9 | 260 | 70 | 1240 | 2 | 2 | - |
| 383108001 | 108 | 310 | 80 | 1835 | 2 | 2 | - |

B 20 21

**383/002****MANICOTTO CON DADO FOLLE**

- VALVE CONNECTOR
- ANSCHLUSSVERSCHRAUBUNG
- RACCORD ÉCROU LIBRE
- RÁCOR DOS PIEZAS

MATERIAL: E 195 - 1.0034**O-RING:** EPDM nero - black - Schwarz - noir - negro**GASKET:** [*]: EPDM nero - black - Schwarz - noir - negro**THREAD:** ISO 228/1 (ex DIN 259)

| CODE | De x G mm x inch | L mm | Z mm | Y mm | Gasket mm |  |  |  | € |
|-----------|---------------------|---------|---------|---------|-----------------|---|---|---|---|
| 383015002 | 15 x 3/4" | 37 | 30 | 10 | 24x14 thk 2,5 | 60 | 10 | 250 | - |
| 383018002 | 18 x 3/4" | 37 | 30 | 10 | 24x14 thk 2,5 | 68 | 10 | 250 | - |
| 383022012 | 22 x 3/4" | 54 | 30 | 25 | 24x14 thk 2,5 | 103 | 10 | 200 | - |
| 383022002 | 22 x 1" | 40 | 36 | 10 | 30x20 thk 2,5 | 86 | 10 | 200 | - |
| 383022022 | 22 x 1 1/2" | 42,5 | 55 | 14 | 44,5x30 thk 2,5 | 305 | 10 | 80 | - |
| 383028012 | 28 x 1" | 58 | 36 | 27 | 30x20 thk 2,5 | 142 | 10 | 150 | - |
| 383028002 | 28 x 1 1/4" | 47 | 46 | 14 | 39x27 thk 2,5 | 136 | 10 | 150 | - |
| 383028022 | 28 x 1 1/2" | 48 | 55 | 14 | 44,5x30 thk 2,5 | 300 | 10 | 60 | - |
| 383035012 | 35 x 1 1/4" | 67 | 46 | 32 | 39x27 thk 2,5 | 237 | 4 | 60 | - |
| 383035002 | 35 x 1 1/2" | 52 | 55 | 14 | 44,5x30 thk 2,5 | 292 | 4 | 60 | - |
| 383042022 | 42 x 1 1/2" | 77 | 55 | 35 | 44,5x30 thk 2,5 | 422 | 2 | 40 | - |
| 383042002 | 42 x 1 3/4" | 55 | 60 | 14 | 50,5x38 thk 2,5 | 360 | 2 | 60 | - |
| 383042012 | 42 x 2" | 56 | 65 | 14,5 | 56x42 thk 2,5 | 310 | 2 | 40 | - |
| 383054012 | 54 x 2" | 83 | 65 | 36,5 | 56x42 thk 2,5 | 475 | 2 | 30 | - |
| 383054002 | 54 x 2 3/8" | 60 | 75 | 15 | 65,5x45 thk 3 | 442 | 2 | 40 | - |
| 383054022 | 54 x 2 1/2" | 65,5 | 81 | 16 | 71,5x53 thk 3 | 537 | 2 | 24 | - |




**383/003****TAPPO DI CHIUSURA**

- STOP END
- VERSCHLUSSKAPPE
- BOUCHON D'OBTURATION
- TAPÓN

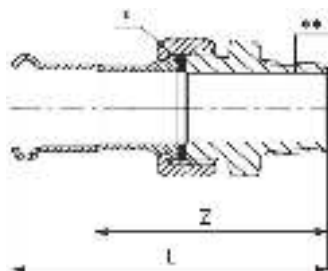
MATERIAL: E 195 - 1.0034**O-RING:** EPDM nero - black - Schwarz - noir - negro

≤54 B 20 21

76÷108 B 20 22

| CODE | De mm | L mm | L1 mm |  |  |  | € |
|-----------|----------|---------|----------|---|---|---|---|
| 383012003 | 12 | 30 | 13 | 21 | 20 | 500 | - |
| 383015003 | 15 | 26 | 5 | 28 | 20 | 500 | - |
| 383018003 | 18 | 26 | 5 | 30 | 10 | 300 | - |
| 383022003 | 22 | 27 | 5 | 40 | 10 | 200 | - |
| 383028003 | 28 | 29 | 5 | 57 | 10 | 150 | - |
| 383035003 | 35 | 32 | 5 | 80 | 5 | 100 | - |
| 383042003 | 42 | 36 | 5 | 115 | 4 | 80 | - |
| 383054003 | 54 | 41 | 5 | 177 | 4 | 40 | - |
| 383076003 | 76,1 | 78 | 6 | 540 | 2 | 10 | - |
| 383088003 | 88,9 | 88 | 6 | 730 | 2 | 10 | - |
| 383108003 | 108 | 102 | 6 | 935 | 2 | 2 | - |

B 20 21



384/000

BOCCHETTONE SEDE PIANA FILETTO M

- STRAIGHT MALE UNION CONNECTOR
- DURCHGANGSVERSCHRAUBUNG MIT AUSSENGEWINDE
- RACCORD UNION FILETÉ
- RÁCOR 3 PIEZAS ROSCADO MACHO




MATERIAL: E 195 - 1.0034

FITTING: [**]: ottone - brass - Messing - laiton - latón

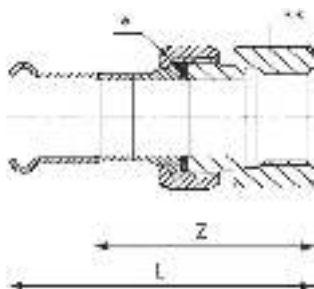
O-RING: EPDM nero - black - Schwarz - noir - negro

GASKET: [*]: EPDM nero - black - Schwarz - noir - negro

THREAD: EN 10226-1 (ex ISO 7/1)

| CODE | De x R mm x inch | L mm | Z mm | Gasket mm |  |  |  | € |
|-----------|---------------------|---------|---------|-----------------|---|---|---|---|
| 384015000 | 15 x 1/2" | 64 | 44 | 24x14 thk 2,5 | 146 | 2 | 120 | - |
| 384018000 | 18 x 1/2" | 64 | 44 | 24x14 thk 2,5 | 176 | 2 | 120 | - |
| 384022000 | 22 x 3/4" | 69 | 46 | 30x20 thk 2,5 | 202 | 2 | 100 | - |
| 384028000 | 28 x 1" | 80 | 56 | 39x27 thk 2,5 | 468 | 2 | 60 | - |
| 384035000 | 35 x 1 1/4" | 89 | 62 | 44,5x30 thk 2,5 | 618 | 2 | 40 | - |
| 384042000 | 42 x 1 1/2" | 93 | 61 | 50,5x38 thk 2,5 | 824 | 2 | 30 | - |
| 384054000 | 54 x 2" | 104 | 66 | 65,5x45 thk 3 | 1178 | 2 | 20 | - |

B 20 21



384/001

BOCCHETTONE SEDE PIANA FILETTO F

- STRAIGHT FEMALE UNION CONNECTOR
- DURCHGANGSVERSCHRAUBUNG MIT INNENGEWINDE
- RACCORD UNION TARAUDÉ
- RÁCOR 3 PIEZAS HEMBRA




MATERIAL: E 195 - 1.0034

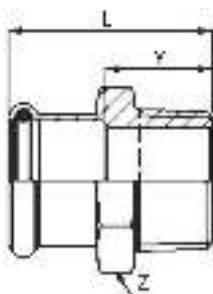
FITTING: [**]: ottone - brass - Messing - laiton - latón

O-RING: EPDM nero - black - Schwarz - noir - negro

GASKET: [*]: EPDM nero - black - Schwarz - noir - negro

THREAD: EN 10226-1 (ex ISO 7/1)

| CODE | De x Rp mm x inch | L mm | Z mm | Gasket mm |  |  |  | € |
|-----------|----------------------|---------|---------|-----------------|---|---|---|---|
| 384015001 | 15 x 1/2" | 59 | 38 | 24x14 thk 2,5 | 138 | 2 | 120 | - |
| 384018001 | 18 x 1/2" | 59 | 38 | 24x14 thk 2,5 | 140 | 2 | 120 | - |
| 384022001 | 22 x 3/4" | 64 | 41 | 30x20 thk 2,5 | 209 | 2 | 100 | - |
| 384028001 | 28 x 1" | 73 | 49 | 39x27 thk 2,5 | 450 | 2 | 60 | - |
| 384035001 | 35 x 1 1/4" | 81 | 54 | 44,5x30 thk 2,5 | 600 | 2 | 40 | - |
| 384042001 | 42 x 1 1/2" | 85 | 53 | 50,5x38 thk 2,5 | 621 | 2 | 30 | - |
| 384054001 | 54 x 2" | 102 | 66 | 65,5x45 thk 3 | 1189 | 2 | 20 | - |

**387**




≤54 B 20 21

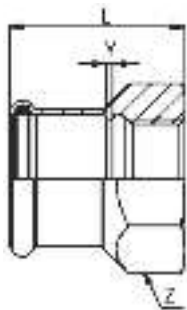
76÷108 B 20 22

**MANICOTTO MISTO
FILETTO M**

- MALE ADAPTER
- ÜBERGANGSSTÜCK MIT AG
- RACCORD AVEC FILETAGE MALE
- UNIÓN MACHO

MATERIAL: E 195 - 1.0034**O-RING:** EPDM nero - black - Schwarz - noir - negro**THREAD:** EN 10226-1 (ex ISO 7/1)

| CODE | De x R mm x inch | L mm | Z mm | Y mm |  |  |  | € |
|------------------|---------------------|---------|---------|---------|---|---|---|---|
| 387308012 | 12 x 3/8" | 38 | 19 | 21 | 41 | 20 | 300 | - |
| 387308015 | 15 x 3/8" | 41 | 24 | 21 | 58 | 20 | 400 | - |
| 387102015 | 15 x 1/2" | 44 | 24 | 24 | 65 | 20 | 300 | - |
| 387304015 | 15 x 3/4" | 44 | 27 | 24 | 78 | 10 | 200 | - |
| 387102018 | 18 x 1/2" | 44 | 27 | 24 | 72 | 20 | 300 | - |
| 387304018 | 18 x 3/4" | 45 | 30 | 25 | 107 | 10 | 200 | - |
| 387102022 | 22 x 1/2" | 42 | 32 | 21 | 60 | 10 | 200 | - |
| 387304022 | 22 x 3/4" | 45 | 32 | 25 | 93 | 10 | 200 | - |
| 387100022 | 22 x 1" | 46 | 36 | 25 | 154 | 10 | 100 | - |
| 387304028 | 28 x 3/4" | 47 | 38 | 24 | 114 | 10 | 100 | - |
| 387100028 | 28 x 1" | 48 | 38 | 25 | 116 | 10 | 100 | - |
| 387114028 | 28 x 1"1/4 | 52 | 46 | 29 | 195 | 5 | 50 | - |
| 387100035 | 35 x 1" | 52 | 46 | 25 | 169 | 5 | 50 | - |
| 387114035 | 35 x 1"1/4 | 56 | 46 | 29 | 205 | 5 | 50 | - |
| 387112035 | 35 x 1"1/2 | 55 | 50 | 28 | 220 | 5 | 50 | - |
| 387112042 | 42 x 1"1/2 | 63 | 55 | 33 | 250 | 4 | 40 | - |
| 387200054 | 54 x 2" | 72 | 65 | 36 | 356 | 4 | 32 | - |
| 387212076 | 76,1 x 2"1/2 | 98 | 83 | 43 | 752 | 2 | 8 | - |
| 387300088 | 88,9 x 3" | 111 | 98 | 51 | 1191 | 2 | 4 | - |
| 387400108 | 108 x 4" | 132 | 118 | 57 | 1802 | 2 | 2 | - |



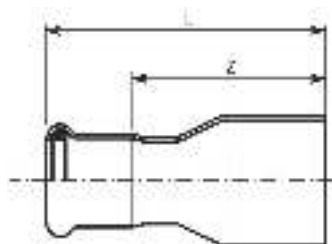
390

MANICOTTO MISTO FILETTO F

- FEMALE ADAPTER
- ÜBERGANGSSTÜCK MIT IG
- RACCORD AVEC FILETAGE FEMELLE
- UNIÓN HEMBRA

MATERIAL: E 195 - 1.0034
O-RING: EPDM nero - black - Schwarz - noir - negro
THREAD: EN 10226-1 (ex ISO 7/1)

| CODE | De x Rp mm x inch | L mm | Z mm | Y mm | g | | | € |
|-----------|----------------------|---------|---------|---------|-----|----|-----|---|
| 390102012 | 12 x 1/2" | 38 | 27 | 3 | 55 | 20 | 300 | - |
| 390308015 | 15 x 3/8" | 35 | 24 | 2 | 48 | 20 | 300 | - |
| 390102015 | 15 x 1/2" | 38 | 27 | 2 | 60 | 20 | 300 | - |
| 390304015 | 15 x 3/4" | 39 | 32 | 2 | 78 | 10 | 200 | - |
| 390102018 | 18 x 1/2" | 38 | 27 | 2 | 60 | 20 | 300 | - |
| 390304018 | 18 x 3/4" | 39 | 32 | 2 | 78 | 10 | 200 | - |
| 390102022 | 22 x 1/2" | 39 | 32 | 2 | 96 | 10 | 200 | - |
| 390304022 | 22 x 3/4" | 40 | 32 | 2 | 81 | 10 | 150 | - |
| 390100022 | 22 x 1" | 43 | 41 | 2 | 147 | 10 | 100 | - |
| 390102028 | 28 x 1/2" | 41 | 38 | 2 | 155 | 10 | 100 | - |
| 390304028 | 28 x 3/4" | 42 | 38 | 2 | 132 | 10 | 100 | - |
| 390100028 | 28 x 1" | 45 | 41 | 2 | 147 | 10 | 100 | - |
| 390100035 | 35 x 1" | 51 | 46 | 2 | 218 | 5 | 50 | - |
| 390114035 | 35 x 1"1/4 | 52 | 46 | 2 | 154 | 5 | 50 | - |
| 390112042 | 42 x 1"1/2 | 56 | 55 | 2 | 245 | 4 | 40 | - |
| 390200054 | 54 x 2" | 65 | 65 | 2 | 329 | 4 | 32 | - |

**391**




≤54 B 20 21

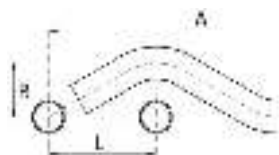
76÷108 B 20 22

RIDUZIONE MF

- REDUCER
- REDUZIERSTÜCK
- REDUCTION
- REDUCCIÓN MH

MATERIAL: E 195 - 1.0034**O-RING:** EPDM nero - black - Schwarz - noir - negro

| CODE | De mm | L mm | Z mm |  |  |  | € |
|-----------|-------------|-------|------|---|---|---|---|
| 391015012 | 15 x 12 | 51 | 33 | 29 | 20 | 500 | - |
| 391018012 | 18 x 12 | 53 | 35 | 32 | 20 | 500 | - |
| 391018015 | 18 x 15 | 57 | 37 | 36 | 20 | 500 | - |
| 391022012 | 22 x 12 | 60 | 42 | 41 | 20 | 300 | - |
| 391022015 | 22 x 15 | 64 | 44 | 45 | 20 | 300 | - |
| 391022018 | 22 x 18 | 60 | 40 | 48 | 20 | 300 | - |
| 391028015 | 28 x 15 | 76,5 | 56,5 | 50 | 20 | 200 | - |
| 391028018 | 28 x 18 | 68 | 48 | 62 | 20 | 200 | - |
| 391028022 | 28 x 22 | 65 | 42,5 | 59 | 20 | 200 | - |
| 391035022 | 35 x 22 | 70 | 49 | 89 | 10 | 100 | - |
| 391035028 | 35 x 28 | 71 | 48 | 91 | 10 | 100 | - |
| 391042022 | 42 x 22 | 97 | 76 | 120 | 4 | 80 | - |
| 391042028 | 42 x 28 | 93 | 70 | 127 | 4 | 80 | - |
| 391042035 | 42 x 35 | 81 | 55 | 130 | 4 | 40 | - |
| 391054022 | 54 x 22 | 104 | 83 | 192 | 4 | 40 | - |
| 391054028 | 54 x 28 | 108,5 | 85,5 | 155 | 4 | 40 | - |
| 391054035 | 54 x 35 | 108 | 82 | 189 | 4 | 40 | - |
| 391054042 | 54 x 42 | 97,5 | 67,5 | 205 | 4 | 32 | - |
| 391076042 | 76,1 x 42 | 157 | 127 | 506 | 4 | 4 | - |
| 391076054 | 76,1 x 54 | 159 | 124 | 517 | 4 | 4 | - |
| 391088054 | 88,9 x 54 | 179 | 143 | 667 | 4 | 4 | - |
| 391088076 | 88,9 x 76,1 | 184 | 129 | 792 | 4 | 4 | - |
| 391108076 | 108 x 76,1 | 203 | 148 | 983 | 2 | 2 | - |
| 391108088 | 108 x 88,9 | 207 | 147 | 1079 | 2 | 2 | - |




**379**

B 20 21

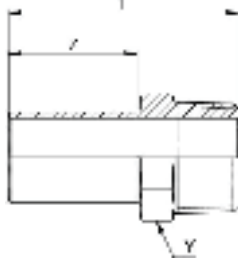
"S" DI SCAVALCAMENTO MM

- PIPE BRIDGE
- SPRUNGBOGEN
- "S" DE CHEVAUCHEMENT MALE
- "S" DE SUPERPOSICIÓN MM

MATERIAL: E 195 - 1.0034

| CODE | De mm | L mm | A mm | B mm |  |  |  | € |
|-----------|-------|------|------|------|--|---|---|---|
| 379012000 | 12 | 55 | 154 | 35 | 10 | 10 | 150 | - |
| 379015000 | 15 | 57 | 158 | 30 | 14 | 10 | 150 | - |
| 379018000 | 18 | 60 | 166 | 31 | 17 | 10 | 100 | - |
| 379022000 | 22 | 65 | 179 | 33 | 29 | 10 | 100 | - |
| 379028000 | 28 | 73 | 206 | 36 | 44 | 10 | 50 | - |

B 20 21



393/M

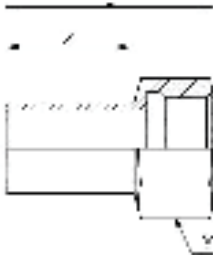
MANICOTTO CON INSERIMENTO FILETTO M

- MALE REDUCTION SOCKET
- ÜBERGANG AUSSENGEWINDE MIT EINSCHUBENDE
- MANCHON DE RÉDUCTION FILETÉ
- ADAPTADOR MACHO

MATERIAL: E 195 - 1.0034
THREAD: EN 10226-1 (ex ISO 7/1)

| CODE | De x R mm x inch | L mm | Z mm | Y mm | | | | € |
|-----------|---------------------|---------|---------|---------|-----|----|-----|---|
| 393102115 | 15 x 1/2" | 52 | 31 | 22 | 56 | 20 | 300 | - |
| 393102118 | 18 x 1/2" | 52 | 31 | 22 | 49 | 20 | 300 | - |
| 393304118 | 18 x 3/4" | 55 | 31 | 27 | 93 | 20 | 200 | - |
| 393102122 | 22 x 1/2" | 55 | 32 | 27 | 68 | 10 | 200 | - |
| 393304122 | 22 x 3/4" | 56 | 32 | 27 | 78 | 10 | 200 | - |
| 393100128 | 28 x 1" | 64 | 37 | 38 | 141 | 10 | 100 | - |

B 20 21



393/F

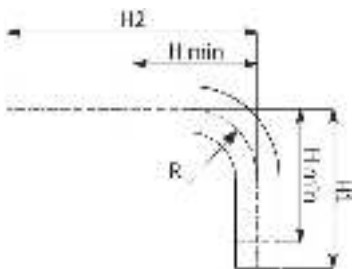
MANICOTTO CON INSERIMENTO FILETTO F

- FEMALE REDUCTION SOCKET
- ÜBERGANG INNENGEWINDE MIT EINSCHUBENDE
- MANCHON DE RÉDUCTION AVEC TARAUDAGE
- ADAPTADOR HEMBRA

MATERIAL: E 195 - 1.0034
THREAD: EN 10226-1 (ex ISO 7/1)

| CODE | De x Rp mm x inch | L mm | Z mm | Y mm | | | | € |
|-----------|----------------------|---------|---------|---------|----|----|-----|---|
| 393102015 | 15 x 1/2" | 52 | 37 | 24 | 49 | 20 | 400 | - |
| 393102018 | 18 x 1/2" | 52 | 37 | 24 | 50 | 20 | 400 | - |
| 393304018 | 18 x 3/4" | 51 | 37 | 30 | 62 | 20 | 300 | - |
| 393102022 | 22 x 1/2" | 52 | 37 | 24 | 51 | 20 | 300 | - |
| 393304022 | 22 x 3/4" | 52 | 38 | 30 | 63 | 20 | 300 | - |

B 20 21



394/900

TUBO CURVO 90°

- 90° ELBOW MM
- PASSBOGEN 90°
- COUDE D'AJUSTEMENT 90°
- TUBO RICURVO 90° MM

MATERIAL: E 195 - 1.0034

| CODE | De mm | H1 mm | Hmin mm | H2 mm | R mm | | | | € |
|-----------|----------|----------|------------|----------|---------|------|----|-----|---|
| 394015900 | 15 | 70 | 48 | 120 | 35 | 87 | 20 | 160 | - |
| 394018900 | 18 | 70 | 53 | 120 | 38 | 105 | 20 | 120 | - |
| 394022900 | 22 | 70 | 61 | 120 | 40 | 130 | 10 | 100 | - |
| 394028900 | 28 | 97 | 80 | 125 | 45 | 197 | 10 | 50 | - |
| 394035900 | 35 | 120 | 90 | 200 | 42 | 372 | 4 | 20 | - |
| 394042900 | 42 | 160 | 115 | 250 | 50 | 578 | 2 | 10 | - |
| 394054900 | 54 | 300 | 140 | 305 | 65 | 1114 | 2 | 2 | - |

B 20 21



394/300

TUBO CURVO 30°

- 30° ELBOW MM
- PASSBOGEN 30°
- COUDE D'AJUSTEMENT 30°
- TUBO RICURVO 30° MM

MATERIAL: E 195 - 1.0034

| CODE | De mm | H1 mm | H min mm | H2 mm | g | | | € |
|-----------|-------|-------|----------|-------|-----|----|----|---|
| 394028300 | 28 | 54 | 47 | 130 | 179 | 10 | 50 | - |
| 394035300 | 35 | 80 | 50 | 218 | 366 | 4 | 24 | - |
| 394042300 | 42 | 98 | 54 | 274 | 553 | 2 | 10 | - |
| 394054300 | 54 | 137 | 72 | 324 | 888 | 2 | 2 | - |

B 20 21



394/150

TUBO CURVO 15°

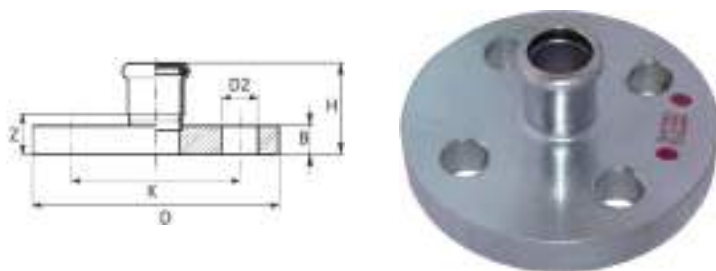
- 15° ELBOW MM
- PASSBOGEN 15°
- COUDE D'AJUSTEMENT 15°
- TUBO RICURVO 15° MM

MATERIAL: E 195 - 1.0034

| CODE | De mm | H1 mm | H min mm | H2 mm | g | | | € |
|-----------|-------|-------|----------|-------|-----|----|----|---|
| 394028150 | 28 | 45 | 38 | 136 | 176 | 10 | 50 | - |
| 394035150 | 35 | 62 | 32 | 234 | 364 | 4 | 24 | - |
| 394042150 | 42 | 94 | 50 | 276 | 551 | 2 | 10 | - |
| 394054150 | 54 | 117 | 52 | 337 | 876 | 2 | 2 | - |

≤54 B 20 21

76÷108 B 20 22



393/002

MANICOTTO FLANGIATO

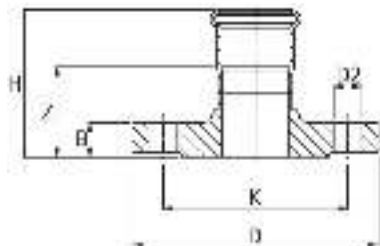
- ADAPTOR FLANGE
- ÜBERGANGSFLANSCH
- BRIDE DE RACCORDEMENT
- BRIDA ADAPTADOR

MATERIAL: E 195 - 1.0034

O-RING: EPDM nero - black - Schwarz - noir - negro

PN 6

| CODE | De mm | DN flg | H mm | Z mm | B mm | D mm | D2 mm | Holes Nr. | K mm | g | | | € |
|-----------|-------|--------|-------|------|------|------|-------|-----------|------|------|---|----|---|
| 393015002 | 15 | 15 | 39 | 19 | 12 | 80 | 11 | 4 | 55 | 434 | 2 | 20 | - |
| 393018002 | 18 | 15 | 39,5 | 19,5 | 12 | 80 | 11 | 4 | 55 | 431 | 2 | 20 | - |
| 393022002 | 22 | 20 | 42,5 | 21,5 | 14 | 90 | 11 | 4 | 65 | 636 | 2 | 14 | - |
| 393028002 | 28 | 25 | 45,5 | 22,5 | 14 | 100 | 11 | 4 | 75 | 784 | 2 | 10 | - |
| 393035002 | 35 | 32 | 51 | 25,5 | 16 | 120 | 14 | 4 | 90 | 1259 | 2 | 6 | - |
| 393042002 | 42 | 40 | 55 | 25 | 16 | 130 | 14 | 4 | 100 | 1472 | 2 | 6 | - |
| 393054002 | 54 | 50 | 62 | 26 | 16 | 140 | 14 | 4 | 110 | 1657 | 2 | 4 | - |
| 393076002 | 76,1 | 65 | 100,5 | 45,5 | 14 | 160 | 14 | 4 | 130 | 1849 | 2 | 2 | - |
| 393088002 | 88,9 | 80 | 112 | 52 | 16 | 190 | 18 | 4 | 150 | 2879 | 2 | 2 | - |
| 393108002 | 108 | 100 | 128 | 53 | 16 | 210 | 18 | 4 | 170 | 3488 | 2 | 2 | - |



393/000

≤54 B 20 21
76÷108 B 20 22

MANICOTTO FLANGIATO

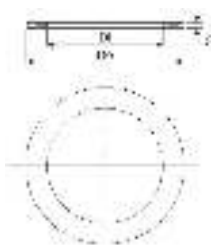
- ADAPTOR FLANGE
- ÜBERGANGSFLANSCH
- BRIDE DE RACCORDEMENT
- BRIDA ADAPTADOR

MATERIAL: E 195 - 1.0034

O-RING: EPDM nero - black - Schwarz - noir - negro

PN 16

| CODE | De mm | DN flg | H mm | Z mm | B mm | D mm | D2 mm | Holes Nr. | K mm | | | | € |
|-----------|-------|--------|-------|------|------|------|-------|-----------|------|------|---|----|---|
| 393015000 | 15 | 15 | 43 | 23 | 16 | 95 | 14 | 4 | 65 | 578 | 2 | 20 | - |
| 393018000 | 18 | 15 | 44 | 24 | 16 | 95 | 14 | 4 | 65 | 572 | 2 | 20 | - |
| 393022000 | 22 | 20 | 47 | 26 | 18 | 105 | 14 | 4 | 75 | 754 | 2 | 14 | - |
| 393028000 | 28 | 25 | 50 | 27 | 18 | 115 | 14 | 4 | 85 | 1094 | 2 | 10 | - |
| 393035000 | 35 | 32 | 53 | 27 | 18 | 140 | 18 | 4 | 100 | 1672 | 2 | 6 | - |
| 393042000 | 42 | 40 | 57 | 27 | 18 | 150 | 18 | 4 | 110 | 1988 | 2 | 6 | - |
| 393054000 | 54 | 50 | 64 | 28 | 18 | 165 | 18 | 4 | 125 | 2666 | 2 | 4 | - |
| 393076000 | 76,1 | 65 | 104,5 | 49,5 | 18 | 185 | 18 | 8 | 145 | 2994 | 2 | 2 | - |
| 393088000 | 88,9 | 80 | 116 | 56 | 20 | 200 | 18 | 8 | 160 | 3861 | 2 | 2 | - |
| 393108000 | 108 | 100 | 132 | 57 | 20 | 220 | 18 | 8 | 180 | 4623 | 2 | 2 | - |



434/PN 6

R 30 30

GUARNIZIONE ECOLOGICA PER FLANGE

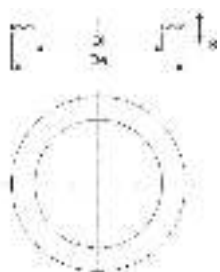
- GASKET FOR FLANGE
- FLANSCHDICHTUNG
- JOINT POUR BRIDE
- JUNTA ECOLÓGICA PARA BRIDA

MATERIAL: Sesalit Eco

NORM: EN 1092-1



PN 6

| CODE | DN | De mm | Di mm | S mm | | | € |
|-----------|---------------|-------|-------|------|----|----|---|
| 434015006 | 15 - [1/2"] | 44 | 20 | 2 | 4 | 10 | - |
| 434020006 | 20 - [3/4"] | 54 | 25 | 2 | 6 | 10 | - |
| 434025006 | 25 - [1"] | 64 | 30 | 2 | 9 | 10 | - |
| 434032006 | 32 - [1 1/4"] | 75 | 38 | 2 | 11 | 10 | - |
| 434040006 | 40 - [1 1/2"] | 85 | 45 | 2 | 14 | 10 | - |
| 434050006 | 50 - [2"] | 95 | 57 | 2 | 15 | 10 | - |
| 434065006 | 65 - [2 1/2"] | 115 | 76 | 2 | 19 | 10 | - |
| 434080006 | 80 - [3"] | 132 | 89 | 2 | 26 | 10 | - |
| 434100006 | 100 - [4"] | 152 | 108 | 2 | 29 | 10 | - |


**PN
10/16**
434/PN10-16
R 30 30
GUARNIZIONE ECOLOGICA PER FLANGE

- GASKET FOR FLANGE
- FLANSCHDICHTUNG
- JOINT POUR BRIDE
- JUNTA ECOLÓGICA PARA BRIDA

MATERIAL: Sesalit Eco
NORM: EN 1092-1

| CODE | DN | De mm | Di mm | S mm |  |  | € |
|-----------|---------------|----------|----------|---------|---|---|---|
| 434015000 | 15 - (1/2") | 50 | 20 | 2 | 6 | 10 | - |
| 434020000 | 20 - (3/4") | 60 | 25 | 2 | 8 | 10 | - |
| 434025000 | 25 - (1") | 70 | 30 | 2 | 10 | 10 | - |
| 434032000 | 32 - (1 1/4") | 82 | 38 | 2 | 14 | 10 | - |
| 434040000 | 40 - (1 1/2") | 92 | 45 | 2 | 17 | 10 | - |
| 434050000 | 50 - (2") | 108 | 57 | 2 | 22 | 10 | - |
| 434065000 | 65 - (2 1/2") | 127 | 76 | 2 | 27 | 10 | - |
| 434080000 | 80 - (3") | 142 | 89 | 2 | 30 | 10 | - |
| 434100000 | 100 - (4") | 162 | 108 | 2 | 38 | 10 | - |

Sesalit ECO: fibre organiche e sintetiche legate con gomma NBR/SBR esente amianto

IMPIEGHI: Acqua calda e fredda, olii vegetali ed animali, aria, alcuni carburanti (no GAS)

LIMITI DI TEMPERATURA ORIENTATIVI

Temperatura massima per brevi esposizioni: 180°-200° C

Temperatura massima di esercizio continuo per fluidi non aggressivi: 140° C

Temperatura massima di esercizio continuo con vapore: 110° C

OMOLOGAZIONI: acqua potabile WRAS n° 1605525

Sesalit ECO: organic and synthetic fibers bonded with NBR/SBR asbestos-free


USES: hot and cold water, vegetable and animal oils, air, some fuels (no GAS)

GUIDELINE TEMPERATURE LIMITS

Maximum temperature for short exposure: 180°-200° C




Maximum operating temperature for continuous non-aggressive fluids: 140° C

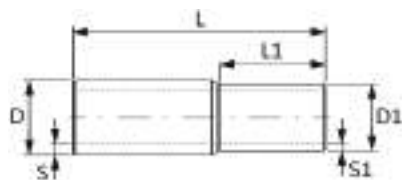
Maximum temperature for continuous operation with steam: 110° C

APPROVAL: potable water WRAS n° 1605525

322
B 20 22
**RACCORDO DI TRANSIZIONE
STEELPRES TUBAZIONI SCANALATE A
GIUNTI RAPIDI**

- TRANSITION PIECE STEELPRES/COUPLINGS
- ÜBERGANG STEELPRES/KUPPLUNG
- RACORD DE PASAGE ENTRE STEELPRES ET TUBE CANNELÉ
- RÁCOR DE TRANSICIÓN STEELPRES/TUBERIA CANALADA

MATERIAL: E 275+N-1.0225

| CODE | D mm | D1 mm | L mm | L1 mm |  |  |  | € |
|-----------|---------|----------|---------|----------|--|---|---|---|
| 322060042 | 60 | 42 | 120 | 69 | 410 | 1 | 25 | - |
| 322060054 | 60 | 54 | 120 | 80 | 410 | 1 | 20 | - |
| 322076054 | 76 | 54 | 130 | 76 | 585 | 1 | 15 | - |



375

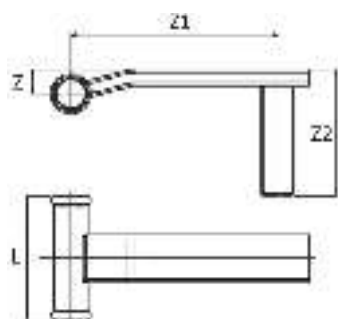
≤54 B 20 21
76÷108 B 20 22

**GIUNTO A SALDARE
SENZA ZINCATURA**

- COMBINATION PIPE WELDING END (NOT GALVANIZED)
- KOMBIROHR MIT ANSCHWEISSENDE (NICHT VERZINKT)
- TUBE RÉDUIT AVEC EXTRÉMITÉ À SOUDER (NON GALVANISÉ)
- UNIÓN A SALDAR SIN ZINCADURA

MATERIAL: E 195 - 1.0034

| CODE | D mm | D1 mm | S mm | S1 mm | L1 mm | L mm | g | kg | box | € |
|-----------|---------|----------|---------|----------|----------|---------|-----|----|-----|---|
| 375308012 | 17,2 | 12 | 4,1 | 1,5 | 26 | 120 | 124 | 10 | 100 | - |
| 375308015 | 17,2 | 15 | 2,6 | 1,5 | 30 | 120 | 89 | 10 | 100 | - |
| 375102018 | 21,3 | 18 | 3,15 | 1,5 | 30 | 120 | 132 | 10 | 100 | - |
| 375304022 | 26,9 | 22 | 3,95 | 1,5 | 34 | 120 | 216 | 10 | 100 | - |
| 375100028 | 33,7 | 28 | 4,35 | 1,5 | 34 | 120 | 303 | 5 | 80 | - |
| 375114035 | 42,4 | 35 | 5,2 | 1,5 | 40 | 120 | 423 | 5 | 50 | - |
| 375112042 | 48,3 | 42 | 4,65 | 1,5 | 45 | 120 | 438 | 5 | 40 | - |
| 375200054 | 60,3 | 54 | 4,65 | 1,5 | 50 | 120 | 537 | 2 | 24 | - |
| 375212076 | 76,1 | 76,1 | 3,7 | 2 | 70 | 120 | 570 | 2 | 24 | - |
| 375300088 | 88,9 | 88,9 | 4,1 | 2 | 75 | 120 | 692 | 2 | 12 | - |
| 375400108 | 114,3 | 108 | 5,2 | 2 | 90 | 120 | 842 | 2 | 10 | - |



396/RAD

B 20 21

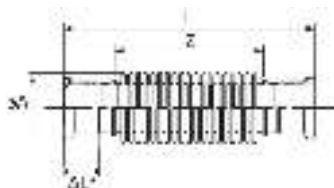
ATTACCO VERNICIATO PER RADIATORE

- PAINTED RADIATOR CONNECTOR
- HEIZUNGSANSCHLUSS LACKIERT
- CONNECTEUR PEINT DE RADIATEUR
- CONECTADOR PINTADO DEL RADIADOR

MATERIAL: E 195 - 1.0034

O-RING: EPDM nero - black - Schwarz - noir - negro

| CODE | De mm | L mm | Z mm | Z1 mm | Z2 mm | g | kg | box | € |
|------------|-----------|---------|---------|----------|----------|-----|----|-----|---|
| 396102015V | 15 x 1/2" | 80 | 16 | 131 | 82 | 224 | 1 | 50 | - |
| 396102018V | 18 x 1/2" | 80 | 16 | 131 | 82 | 236 | 1 | 50 | - |



199

≤54 B 10 11

76÷108 B 10 12

COMPENSATORE DI DILATAZIONE

- EXPANSION COMPENSATOR
- WELLENKOMPENSATOR
- COMPENSATEUR D'EXPANSION
- DILATADOR

MATERIAL: AISI 316L - 1.4404**O-RING:** EPDM nero - black - Schwarz - noir - negro

| CODE | De mm | L mm | ΔL* mm | Cycles** | Z mm | A mm | | | | € |
|-----------|-------|------|--------|----------|------|------|------|---|-----|---|
| 199015000 | 15 | 139 | 16 | 800 | 71 | 22 | 80 | 1 | 100 | - |
| 199018000 | 18 | 143 | 18 | 800 | 74 | 27 | 108 | 1 | 80 | - |
| 199022000 | 22 | 139 | 20 | 800 | 68 | 34 | 130 | 1 | 80 | - |
| 199028000 | 28 | 150 | 22 | 800 | 73 | 41 | 155 | 1 | 40 | - |
| 199035000 | 35 | 177 | 26 | 800 | 90 | 51 | 251 | 1 | 24 | - |
| 199042000 | 42 | 202 | 32 | 800 | 107 | 61 | 440 | 1 | 16 | - |
| 199054000 | 54 | 221 | 36 | 800 | 113 | 71 | 550 | 1 | 12 | - |
| 199076000 | 76,1 | 278 | 30 | 500 | 180 | 87 | 1464 | 1 | 1 | - |
| 199088000 | 88,9 | 314 | 40 | 500 | 235 | 105 | 1871 | 1 | 1 | - |
| 199108000 | 108 | 388 | 50 | 500 | 255 | 131 | 2845 | 1 | 1 | - |

(*) Corsa assiale in compressione - Compression axial stroke - Axialhub in Kompression - Course axiale en compression - Carrera axial en compresión

(**) Numero di cicli di lavoro alla massima compressione - Work cycles number at maximum compression - Anzahl der Zyklen bei einer maximaler Kompression - Nombre de cycles de travail à compression maximale - Número de ciclos de trabajo a máxima compresión

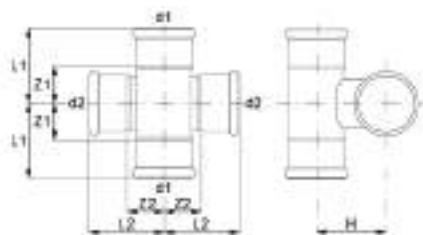
Sono concessi singoli raccordi in acciaio inox inseriti in un impianto in acciaio al carbonio.

Single joints in stainless steel are accepted inside a carbon steel installations.

Einzelne Fittinge Inox in einer Carbon-Anlage sind zulässig.

Sont concedes les raccords simples inox inseres dans l'installation carbone.

Se aceptan accesorios independientes de inox / cobre / cuproniquel insertados en una instalación de acero carbono.



399

B 20 21

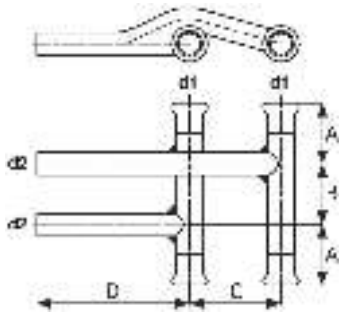
CROCE A 90°

- CROSSOVER 90°
- KREUZSTÜCH 90°
- CROIX 90°
- CRUZ 90°

MATERIAL: E 195 - 1.0034**O-RING:** EPDM nero - black - Schwarz - noir - negro

| CODE | d1 - d2 | L1 mm | L2 mm | Z1 mm | Z2 mm | H mm | | | | € |
|-----------|---------|-------|-------|-------|-------|------|-----|----|-----|---|
| 399015015 | 15 x 15 | 34,5 | 34,5 | 14,5 | 14,5 | 20 | 92 | 10 | 100 | - |
| 399018015 | 18 x 15 | 36,5 | 34,5 | 16,5 | 14,5 | 21,5 | 102 | 10 | 100 | - |
| 399022015 | 22 x 15 | 39,5 | 34,5 | 18,5 | 14,5 | 24 | 121 | 10 | 80 | - |
| 399022018 | 22 x 18 | 39,5 | 36,5 | 18,5 | 16,5 | 25,5 | 131 | 10 | 80 | - |
| 399028015 | 28 x 15 | 44 | 34,5 | 21 | 14,5 | 26,5 | 150 | 10 | 50 | - |
| 399028018 | 28 x 18 | 44 | 36,5 | 21 | 16,5 | 28 | 160 | 10 | 50 | - |

B 20 21



395

SCAVALCO SINGOLO

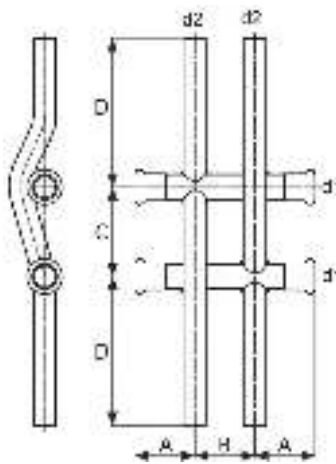
- SINGLE CROSSING
- HEIZKÖRPERANSCHLUSS
- RACCORDEMENT SINGLE ALLÉE ET RETOUR
- MANGUITO C/ CURVA DESVIACIÓN

MATERIAL: E 195 - 1.0034

O-RING: EPDM nero - black - Schwarz - noir - negro

| CODE | d1 - d2 | A mm | B mm | C mm | D mm | g | | | € |
|-----------|---------|------|------|------|------|-----|---|----|---|
| 395012012 | 12 x 12 | 30 | 40 | 60 | 100 | 205 | 1 | 30 | - |
| 395015012 | 15 x 12 | 40 | 40 | 60 | 100 | 244 | 1 | 30 | - |
| 395015015 | 15 x 15 | 40 | 40 | 60 | 100 | 266 | 1 | 30 | - |
| 395018012 | 18 x 12 | 40 | 40 | 60 | 100 | 276 | 1 | 25 | - |
| 395018015 | 18 x 15 | 40 | 40 | 60 | 100 | 298 | 1 | 25 | - |
| 395022012 | 22 x 12 | 40 | 40 | 60 | 100 | 322 | 1 | 20 | - |
| 395022015 | 22 x 15 | 40 | 40 | 60 | 100 | 340 | 1 | 20 | - |
| 395028012 | 28 x 12 | 40 | 40 | 60 | 100 | 374 | 1 | 20 | - |
| 395028015 | 28 x 15 | 40 | 40 | 60 | 100 | 394 | 1 | 15 | - |

B 20 21



396

SCAVALCO DOPPIO

















- DOUBLE CROSSING
- KREUZFITTING
- RACCORDEMENT DOUBLE ALLÉE ET RETOUR
- MANGUITO C/ CURVA DESVIACIÓN DOBLE

MATERIAL: E 195 - 1.0034

O-RING: EPDM nero - black - Schwarz - noir - negro

| CODE | d1 - d2 | A mm | B mm | C mm | D mm | g | | | € |
|-----------|---------|------|------|------|------|-----|---|----|---|
| 396012012 | 12 x 12 | 30 | 40 | 60 | 100 | 280 | 1 | 20 | - |
| 396015012 | 15 x 12 | 40 | 40 | 60 | 100 | 318 | 1 | 20 | - |
| 396015015 | 15 x 15 | 40 | 40 | 60 | 100 | 376 | 1 | 20 | - |
| 396018012 | 18 x 12 | 40 | 40 | 60 | 100 | 355 | 1 | 20 | - |
| 396018015 | 18 x 15 | 40 | 40 | 60 | 100 | 410 | 1 | 15 | - |
| 396022012 | 22 x 12 | 40 | 40 | 60 | 100 | 380 | 1 | 15 | - |
| 396022015 | 22 x 15 | 40 | 40 | 60 | 100 | 436 | 1 | 15 | - |
| 396028012 | 28 x 12 | 40 | 40 | 60 | 100 | 452 | 1 | 10 | - |
| 396028015 | 28 x 15 | 40 | 40 | 60 | 100 | 494 | 1 | 10 | - |
| 396035015 | 35 x 15 | 40 | 40 | 60 | 100 | 556 | 1 | 10 | - |

Certificazioni / Certifications

| | | | | |
|---|---|---|---------------------|---------------|
|  |  | PRODUKTE DER WASSERVERSORGUNG | DW-8511CL0331 | Ø 15 – 54 mm |
|  |  | AESPRES RANGE OF COMPRESSION FITTINGS | 1806312 | Ø 15 – 54 mm |
|  |  | PRESSFITTINGS, TYPE AESPRES | n°1988 | Ø 15 – 54 mm |
|  |  | PRESS-FITTINGS AESPRES | K 83136/03 | Ø 15 – 54 mm |
|  |  | PRESSFITTINGS TIL KOBBRØR Ø 15-54 MM | VA 1.22/20514 | Ø 15 – 54 mm |
|  |  | AESPRES, PRESSKOPPLING Ø 15-54 MM | SC0265-16 | Ø 15 – 54 mm |
|  |  | RACCORDI A PRESSARE IN RAME-BRONZO / COPPER-BRONZE PRESSFITTINGS PRODOTTI E COMPONENTI UTILIZZATI A CONTATTO CON ACQUA POTABILE PRODUCT AND ELEMENTS IN CONTACT WITH DRINKING WATER | ICIM-CAP-009671-00 | Ø 12 – 54 mm |
|  |  | AESPRES PRESSFITTING SYSTEM | POCC.IT.AM05.H05079 | Ø 15 – 108 mm |

Campi di applicazione / Fields of application

AES PRES®



Acqua potabile
Potable water



Riscaldamento
Heating



Raffrescamento
Cooling



Solare termico con O-Ring FKM
Solar thermal with FKM O-Ring



Aria compressa
Compressed Air



Antincendio
Fire protection systems

AES PRES® O-ring EPDM

Nero | Black | Schwarz | Noir | Negro



FOCUS ON
TUBO RAME PER AESPRES - AESPRES GAS / AESPRES - AESPRES GAS COPPER PIPING

Le tubazioni per impianti acqua e gas in rame, devono essere rispondenti alla norma UNI EN 1057:2010.

Rame e leghe di rame - Tubi rotondi di rame senza saldatura per acqua e gas nelle applicazioni sanitarie e di riscaldamento.

Piping for copper water and gas installation should comply with the standard EN 1057:2010, "Copper and copper alloys - Round tubes in copper without welding for water and gas in health-care and heating applications".

TABELLA 4: CARATTERISTICHE DEI TUBI DI RAME - EN 1057

| Classe di resistenza <i>Resistance class</i> | Stato di fornitura <i>Delivery condition</i> | ϕ (mm) |
|--|--|-------------|
| R220 | Ricotto - Rotoli <i>Annealed - Roll</i> | 12 ÷ 22 |
| R250 | Semiduro - Barre <i>Semi-hard - Bar</i> | 12 ÷ 28 |
| R290 | Duro - Barre <i>Hard - Bar</i> | 12 ÷ 54 |

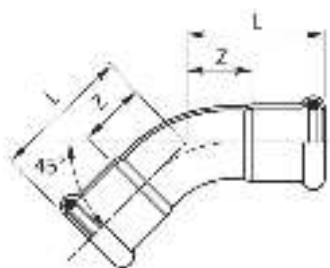
| Classe di resistenza <i>Resistance class</i> | Resistenza minima alla trazione <i>Minimum traction resistance Rm (MPa)</i> | Allungamento minimo alla rottura <i>Minimum breaking elongation (%)</i> |
|--|---|---|
| R220 | 220 | 40 |
| R250 | 250 | 20 |
| R290 | 290 | 3 |

Le dimensioni dei tubi utilizzabili con i sistemi a pressare **Aespres** ed **Aespres Gas** sono espresse nella tabella sottostante.
Tube sizes to be used with Aespres and Aespres Gas press fittings are included in the annexed table.

DIMENSIONI DEI TUBI DI RAME - EN 1057 / DVGW GW 392
AESPRES PIPES DIMENSIONS AND CHARACTERISTICS - EN 1057 / DVGW GW 392




| ϕ ESTERNO x SP. <i>EXTERNAL ϕ x THK.</i> mm | DN | ϕ INTERNO <i>INTERNAL ϕ</i> mm | MASSA <i>MASS</i> kg/m | CONTENUTO D'ACQUA <i>WATER VOLUME</i> l/m | STATO FORNITURA <i>SUPPLIED CONDITION</i> |
|---|----|--|---------------------------|--|---|
| 12x1 | 10 | 10 | 0,309 | 0,079 | Rotolo / Roll 25/50 m (R 220) o / or |
| 15x1 | 12 | 13 | 0,393 | 0,133 | |
| 18x1 | 15 | 16 | 0,477 | 0,201 | |
| 22x1 | 20 | 20 | 0,589 | 0,314 | Barra / Bar 5 m (R 250 - R 290) |
| 28x1,5 | 25 | 25 | 1,115 | 0,491 | Barra / Bar 5 m (R 250 - R 290) |
| 35x1,5 | 32 | 32 | 1,410 | 0,804 | Barra / Bar 5 m (R 290) |
| 42x1,5 | 40 | 39 | 1,704 | 1,194 | |
| 54x2 | 50 | 50 | 2,918 | 1,963 | |

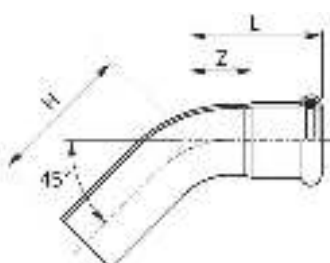
B 7071

**681/450****CURVA 45° FF**

- 45° ELBOW FF
- BOGEN 45° II
- COUDE FF 45°
- CURVA 45° HH

MATERIAL: Cu-DHP99,9 - CW024A**O-RING:** EPDM nero - black - Schwarz
noir - negro




| CODE | De mm | L mm | Z mm |  |  |  | € |
|-----------|----------|---------|---------|---|---|---|---|
| 681012450 | 12 | 32 | 14 | 38 | 20 | 400 | - |
| 681015450 | 15 | 27,5 | 7,5 | 36 | 20 | 400 | - |
| 681018450 | 18 | 29,5 | 9,5 | 53 | 20 | 300 | - |
| 681022450 | 22 | 32 | 11 | 71 | 20 | 100 | - |
| 681028450 | 28 | 37 | 14 | 101 | 10 | 100 | - |
| 681035450 | 35 | 43,5 | 17,5 | 138 | 10 | 60 | - |
| 681042450 | 42 | 51 | 21 | 200 | 4 | 40 | - |
| 681054450 | 54 | 62 | 26,5 | 306 | 2 | 20 | - |

**681/451****CURVA 45° MF**

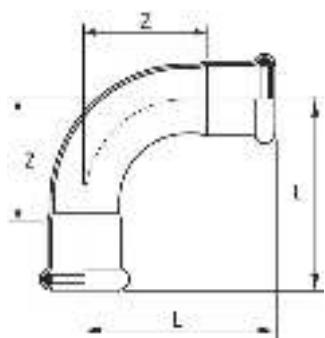
- 45° ELBOW MF
- BOGEN 45° IA
- COUDE MF 45°
- CURVA 45° HM

MATERIAL: Cu-DHP99,9 - CW024A**O-RING:** EPDM nero - black - Schwarz
noir - negro

B 7071

| CODE | De mm | L mm | H mm | Z mm |  |  |  | € |
|-----------|----------|---------|---------|---------|---|---|---|---|
| 681012451 | 12 | 32 | 41 | 14 | 36 | 20 | 400 | - |
| 681015451 | 15 | 27,5 | 40 | 7,5 | 41 | 20 | 400 | - |
| 681018451 | 18 | 29,5 | 36 | 9,5 | 50 | 20 | 300 | - |
| 681022451 | 22 | 32 | 42 | 11 | 69 | 20 | 200 | - |
| 681028451 | 28 | 37 | 46 | 14 | 99 | 10 | 100 | - |
| 681035451 | 35 | 43,5 | 57,5 | 17,5 | 144 | 10 | 60 | - |
| 681042451 | 42 | 51 | 72 | 21 | 215 | 4 | 40 | - |
| 681054451 | 54 | 62 | 82 | 26,5 | 333 | 2 | 20 | - |

B 70 71



681/900

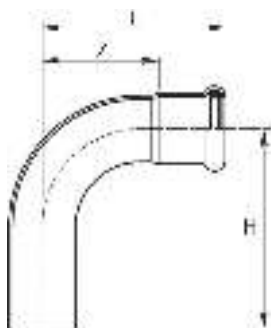
CURVA 90° FF

- 90° ELBOW FF
- BOGEN 90° II
- COUDE FF 90°
- CURVA 90° HH

MATERIAL: Cu-DHP99,9 - CW024A
O-RING: EPDM nero - black - Schwarz
 noir - negro

| CODE | De mm | L mm | Z mm | | | | € |
|-----------|-------|------|------|-----|----|-----|---|
| 681012900 | 12 | 42 | 24 | 28 | 20 | 400 | - |
| 681015900 | 15 | 38 | 18 | 51 | 20 | 400 | - |
| 681018900 | 18 | 41,5 | 21,5 | 62 | 20 | 300 | - |
| 681022900 | 22 | 47 | 26 | 88 | 10 | 150 | - |
| 681028900 | 28 | 56 | 33 | 128 | 10 | 100 | - |
| 681035900 | 35 | 68 | 42 | 180 | 5 | 50 | - |
| 681042900 | 42 | 80 | 50 | 265 | 2 | 30 | - |
| 681054900 | 54 | 100 | 64,5 | 419 | 2 | 18 | - |

B 70 71



681/901

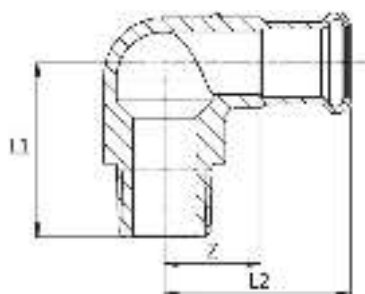
CURVA 90° MF

- 90° ELBOW MF
- BOGEN 90° IA
- COUDE MF 90°
- CURVA 90° HM

MATERIAL: Cu-DHP99,9 - CW024A
O-RING: EPDM nero - black - Schwarz
 noir - negro

| CODE | De mm | L mm | H mm | Z mm | | | | € |
|-----------|-------|------|------|------|-----|----|-----|---|
| 681012901 | 12 | 42 | 48 | 24 | 40 | 20 | 400 | - |
| 681015901 | 15 | 38 | 48 | 18 | 49 | 20 | 400 | - |
| 681018901 | 18 | 41,5 | 48,5 | 21,5 | 62 | 20 | 300 | - |
| 681022901 | 22 | 47 | 57 | 26 | 87 | 10 | 150 | - |
| 681028901 | 28 | 56 | 64 | 33 | 130 | 10 | 100 | - |
| 681035901 | 35 | 68 | 82 | 42 | 195 | 5 | 50 | - |
| 681042901 | 42 | 80 | 101 | 50 | 278 | 2 | 30 | - |
| 681054901 | 54 | 100 | 120 | 64,5 | 435 | 2 | 18 | - |

B 7071



697

GOMITO MISTO 90° FILETTO M

- ELBOW ADAPTER 90° WITH MALE THREAD
- ÜBERGANGSWINKEL 90° AG
- EQUERRE 90° AVEC FILETAGE M
- CODO MACHO

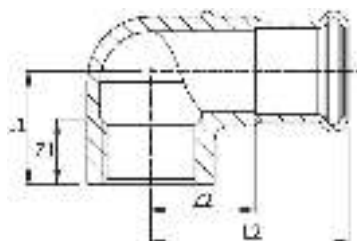
MATERIAL: CuSn5Zn5Pb2-C - CC499K

O-RING: EPDM nero - black - Schwarz
noir - negro

THREAD: EN 10226-1 (ex ISO 7/1)

| CODE | De x R mm x inch | L1 mm | L2 mm | Z mm | | | | € |
|-----------|---------------------|----------|----------|---------|------|----|-----|---|
| 697308012 | 12 x 3/8" | 35 | 34 | 14 | 86 | 10 | 200 | - |
| 697102012 | 12 x 1/2" | 40 | 34 | 14 | 113 | 10 | 150 | - |
| 697308015 | 15 x 3/8" | 35 | 41,5 | 21,5 | 86 | 10 | 150 | - |
| 697102015 | 15 x 1/2" | 38,5 | 41,5 | 21,5 | 131 | 10 | 120 | - |
| 697102018 | 18 x 1/2" | 40 | 42 | 22 | 136 | 10 | 100 | - |
| 697304018 | 18 x 3/4" | 44 | 42 | 22 | 177 | 10 | 100 | - |
| 697102022 | 22 x 1/2" | 42 | 42 | 21 | 162 | 10 | 100 | - |
| 697304022 | 22 x 3/4" | 47 | 42 | 21 | 193 | 10 | 80 | - |
| 697102028 | 28 x 1/2" | 45 | 47 | 24 | 199 | 10 | 80 | - |
| 697100028 | 28 x 1" | 53 | 45 | 24 | 318 | 5 | 50 | - |
| 697114035 | 35 x 1"1/4 | 68 | 55 | 29 | 471 | 5 | 40 | - |
| 697112042 | 42 x 1"1/2 | 75 | 65 | 35 | 660 | 2 | 24 | - |
| 697200054 | 54 x 2" | 88 | 78 | 42 | 1078 | 2 | 20 | - |

B 7071



698

GOMITO MISTO 90° FILETTO F

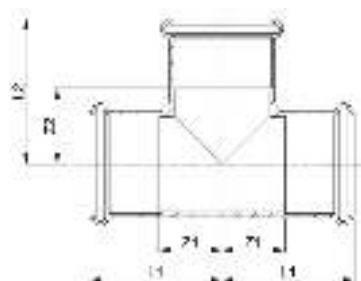
- ELBOW ADAPTER 90° WITH FEMALE THREAD
- ÜBERGANGSWINKEL 90° IG
- EQUERRE 90° AVEC FILETAGE F
- CODO HEMBRA

MATERIAL: CuSn5Zn5Pb2-C - CC499K

O-RING: EPDM nero - black - Schwarz
noir - negro

THREAD: EN 10226-1 (ex ISO 7/1)

| CODE | De x Rp mm x inch | L1 mm | L2 mm | Z1 mm | Z2 mm | | | | € |
|-----------|----------------------|----------|----------|----------|----------|------|----|-----|---|
| 698308012 | 12 x 3/8" | 22,5 | 34 | 12 | 14 | 72 | 10 | 200 | - |
| 698102012 | 12 x 1/2" | 24 | 34 | 16 | 14 | 87 | 10 | 200 | - |
| 698308015 | 15 x 3/8" | 22,5 | 41,5 | 12 | 21,5 | 87 | 10 | 150 | - |
| 698102015 | 15 x 1/2" | 22,5 | 41,5 | 16 | 21,5 | 102 | 10 | 150 | - |
| 698304015 | 15 x 3/4" | 25 | 41,5 | 16 | 21,5 | 125 | 10 | 100 | - |
| 698102018 | 18 x 1/2" | 24 | 42 | 16 | 22 | 112 | 10 | 150 | - |
| 698304018 | 18 x 3/4" | 26 | 42 | 16 | 22 | 133 | 10 | 100 | - |
| 698102022 | 22 x 1/2" | 26 | 42 | 15 | 21 | 129 | 10 | 100 | - |
| 698304022 | 22 x 3/4" | 29 | 42 | 16 | 21 | 152 | 10 | 100 | - |
| 698100022 | 22 x 1" | 32 | 45 | 19 | 24 | 203 | 10 | 80 | - |
| 698102028 | 28 x 1/2" | 29 | 47 | 16 | 24 | 168 | 5 | 50 | - |
| 698100028 | 28 x 1" | 35 | 48 | 19 | 25 | 240 | 5 | 50 | - |
| 698114035 | 35 x 1"1/4 | 45 | 55 | 23 | 29 | 403 | 5 | 40 | - |
| 698112042 | 42 x 1"1/2 | 52 | 65 | 23 | 35 | 541 | 2 | 30 | - |
| 698200054 | 54 x 2" | 60 | 78 | 27 | 42 | 1085 | 2 | 16 | - |






682

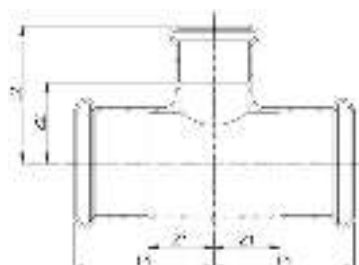
B 70 71

“T”

- EQUAL TEE
- T-STÜCK
- TÉ ÉGAL
- TE IGUAL HHH

MATERIAL: Cu-DHP99,9 - CW024A
O-RING: EPDM nero - black - Schwarz
 noir - negro

| CODE | De mm | L1 mm | L2 mm | Z1 mm | Z2 mm |  |  |  | € |
|-----------|-------|-------|-------|-------|-------|--|---|---|---|
| 682012000 | 12 | 31 | 31 | 11 | 11 | 54 | 20 | 200 | - |
| 682015000 | 15 | 32 | 32 | 13,5 | 12 | 75 | 20 | 200 | - |
| 682018000 | 18 | 34 | 34 | 13,5 | 14 | 96 | 20 | 100 | - |
| 682022000 | 22 | 37 | 37 | 16 | 16 | 125 | 10 | 100 | - |
| 682028000 | 28 | 42 | 42 | 19 | 19 | 174 | 10 | 50 | - |
| 682035000 | 35 | 50 | 50 | 24 | 24 | 245 | 4 | 32 | - |
| 682042000 | 42 | 57 | 63 | 27 | 33 | 345 | 4 | 20 | - |
| 682054000 | 54 | 69 | 78 | 33,5 | 42 | 559 | 2 | 12 | - |






692

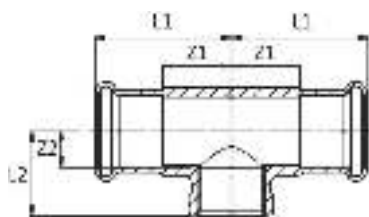
B 70 71

“T” RIDOTTO

- REDUCING TEE
- T-STÜCK MIT REDUZIERTEM ABGANG
- TÉ RÉDUIT
- TE REDUCIDA HHH

MATERIAL: Cu-DHP99,9 - CW024A
O-RING: EPDM nero - black - Schwarz
 noir - negro

| CODE | De mm | L1 mm | L2 mm | Z1 mm | Z2 mm |  |  |  | € |
|-----------|--------------|-------|-------|-------|-------|--|---|---|---|
| 692015012 | 15 x 12 x 15 | 32 | 32 | 12 | 12 | 69 | 20 | 100 | - |
| 692018012 | 18 x 12 x 18 | 34 | 35 | 14 | 15 | 84 | 20 | 100 | - |
| 692018015 | 18 x 15 x 18 | 34 | 35 | 14 | 15 | 93 | 20 | 100 | - |
| 692022012 | 22 x 12 x 22 | 37 | 35 | 16 | 15 | 106 | 10 | 100 | - |
| 692022015 | 22 x 15 x 22 | 37 | 38 | 16 | 18 | 122 | 10 | 100 | - |
| 692022018 | 22 x 18 x 22 | 37 | 38 | 16 | 18 | 128 | 10 | 100 | - |
| 692028015 | 28 x 15 x 28 | 42 | 40,5 | 19 | 20,5 | 167 | 10 | 50 | - |
| 692028018 | 28 x 18 x 28 | 42 | 40,5 | 19 | 20,5 | 168 | 10 | 50 | - |
| 692028022 | 28 x 22 x 28 | 42 | 41 | 19 | 20 | 173 | 10 | 50 | - |
| 692035015 | 35 x 15 x 35 | 50 | 44 | 24 | 24 | 250 | 5 | 50 | - |
| 692035018 | 35 x 18 x 35 | 50 | 44 | 24 | 24 | 241 | 5 | 50 | - |
| 692035022 | 35 x 22 x 35 | 50 | 44 | 24 | 23 | 237 | 5 | 50 | - |
| 692035028 | 35 x 28 x 35 | 50 | 44 | 24 | 21 | 231 | 5 | 35 | - |
| 692042015 | 42 x 15 x 42 | 57 | 47,5 | 27 | 27,5 | 338 | 4 | 20 | - |
| 692042018 | 42 x 18 x 42 | 57 | 47,5 | 27 | 27,5 | 338 | 4 | 20 | - |
| 692042022 | 42 x 22 x 42 | 57 | 53 | 27 | 32 | 330 | 4 | 20 | - |
| 692042028 | 42 x 28 x 42 | 57 | 56 | 27 | 33 | 323 | 4 | 20 | - |
| 692042035 | 42 x 35 x 42 | 57 | 61 | 27 | 35 | 338 | 4 | 20 | - |
| 692054022 | 54 x 22 x 54 | 69 | 59 | 33,5 | 38 | 469 | 2 | 16 | - |
| 692054028 | 54 x 28 x 54 | 69 | 64 | 33,5 | 41 | 465 | 2 | 16 | - |
| 692054035 | 54 x 35 x 54 | 69 | 67 | 33,5 | 41 | 502 | 2 | 16 | - |
| 692054042 | 54 x 42 x 54 | 69 | 70 | 33,5 | 40 | 489 | 2 | 16 | - |



689




"T" CON DERIVAZIONE FILETTO F

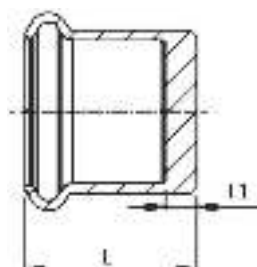
- BRANCH TEE FEMALE BSP OUTLET
- T-STÜCK MIT ABGANG IG
- TÉ MIXTE AVEC FILETAGE F
- TE HEMBRA ROSCADA

MATERIAL: CuSn5Zn5Pb2-C - CC 499K

O-RING: EPDM nero - black - Schwarz
noir - negro

THREAD: EN 10226-1 (ex ISO 7/1)

| CODE | De x Rp x De mm x inch x mm | L1 mm | L2 mm | Z1 mm | Z2 mm |  |  |  | € |
|-----------|--------------------------------|----------|----------|----------|----------|---|---|---|---|
| 689102012 | 12 x 1/2" x 12 | 34 | 24 | 14 | 10 | 104 | 10 | 100 | - |
| 689308015 | 15 x 3/8" x 15 | 41,5 | 22,5 | 21,5 | 10,5 | 118 | 10 | 100 | - |
| 689102015 | 15 x 1/2" x 15 | 41,5 | 22,5 | 21,5 | 8,5 | 128 | 10 | 100 | - |
| 689102018 | 18 x 1/2" x 18 | 42 | 24 | 22 | 10 | 145 | 10 | 100 | - |
| 689102022 | 22 x 1/2" x 22 | 42 | 26 | 21 | 12 | 170 | 10 | 100 | - |
| 689304022 | 22 x 3/4" x 22 | 42 | 30 | 21 | 14 | 183 | 10 | 100 | - |
| 689102028 | 28 x 1/2" x 28 | 44 | 29 | 21 | 15 | 211 | 5 | 50 | - |
| 689304028 | 28 x 3/4" x 28 | 44 | 30 | 21 | 14 | 216 | 5 | 50 | - |
| 689100028 | 28 x 1" x 28 | 44 | 34 | 21 | 16 | 265 | 5 | 50 | - |
| 689102035 | 35 x 1/2" x 35 | 50 | 34 | 24 | 19 | 308 | 5 | 50 | - |
| 689304035 | 35 x 3/4" x 35 | 50 | 34 | 24 | 18 | 305 | 5 | 40 | - |
| 689100035 | 35 x 1" x 35 | 50 | 35 | 24 | 17 | 329 | 5 | 40 | - |
| 689102042 | 42 x 1/2" x 42 | 57 | 38 | 27 | 23 | 419 | 4 | 32 | - |
| 689304042 | 42 x 3/4" x 42 | 57 | 38 | 27 | 22 | 415 | 4 | 32 | - |
| 689102054 | 54 x 1/2" x 54 | 69 | 44 | 33 | 30 | 638 | 2 | 14 | - |
| 689304054 | 54 x 3/4" x 54 | 69 | 44 | 33 | 28 | 639 | 2 | 14 | - |






683/003

TAPPO DI CHIUSURA

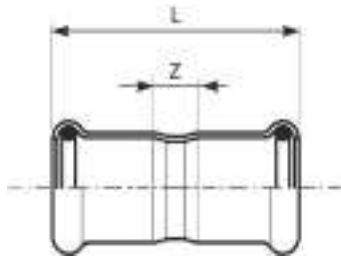
- STOP END
- VERSCHLUSSKAPPE
- BOUCHON D'OBTURATION
- TAPÓN

MATERIAL: Cu-DHP99,9 - CW024A

O-RING: EPDM nero - black - Schwarz
noir - negro

| CODE | De mm | L mm | L1 mm |  |  |  | € |
|-----------|----------|---------|----------|---|---|---|---|
| 683012003 | 12 | 20 | 3 | 14 | 20 | 500 | - |
| 683015003 | 15 | 22,5 | 2,5 | 20 | 20 | 500 | - |
| 683018003 | 18 | 23 | 3 | 25 | 20 | 300 | - |
| 683022003 | 22 | 24,5 | 2,5 | 34 | 10 | 200 | - |
| 683028003 | 28 | 26,5 | 3,5 | 49 | 10 | 150 | - |
| 683035003 | 35 | 28,5 | 2,5 | 65 | 5 | 100 | - |
| 683042003 | 42 | 32,5 | 2,5 | 93 | 4 | 80 | - |
| 683054003 | 54 | 37,5 | 2,5 | 147 | 4 | 40 | - |

B 70 71






683/000

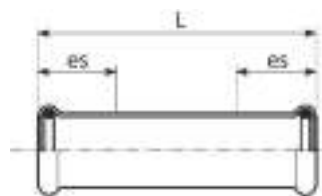
MANICOTTO

- COUPLING
- MUFFE
- MANCHON
- MANGUITO HH

MATERIAL: Cu-DHP99,9 - CW024A
O-RING: EPDM nero - black - Schwarz
 noir - negro

| CODE | De mm | L mm | Z mm |  g |  |  | € |
|-----------|----------|---------|---------|---|---|---|---|
| 683012000 | 12 | 42 | 6 | 38 | 20 | 400 | - |
| 683015000 | 15 | 49 | 9 | 39 | 20 | 400 | - |
| 683018000 | 18 | 50 | 10 | 47 | 20 | 300 | - |
| 683022000 | 22 | 53 | 11 | 62 | 20 | 200 | - |
| 683028000 | 28 | 56 | 10 | 84 | 10 | 150 | - |
| 683035000 | 35 | 63 | 10 | 108 | 10 | 100 | - |
| 683042000 | 42 | 72 | 12 | 156 | 4 | 60 | - |
| 683054000 | 54 | 83 | 13 | 225 | 2 | 24 | - |

B 70 71






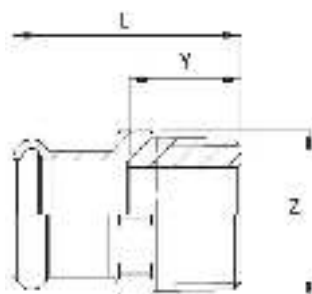
683/001

MANICOTTO PASSANTE

- SLIP COUPLING
- SCHIEBEMUFFE
- MANCHON LONG
- MANGUITO SIN TOPE

MATERIAL: Cu-DHP99,9 - CW024A
O-RING: EPDM nero - black - Schwarz
 noir - negro

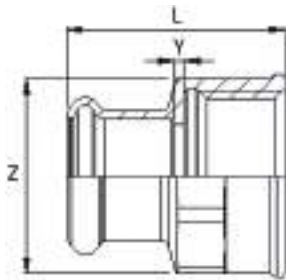
| CODE | De mm | L mm | es mm |  g |  |  | € |
|-----------|----------|---------|----------|---|---|---|---|
| 683012001 | 12 | 56 | 22 | 33 | 20 | 500 | - |
| 683015001 | 15 | 80 | 25 | 58 | 20 | 200 | - |
| 683018001 | 18 | 80 | 25 | 66 | 20 | 200 | - |
| 683022001 | 22 | 80 | 25 | 80 | 20 | 100 | - |
| 683028001 | 28 | 90 | 30 | 110 | 10 | 100 | - |
| 683035001 | 35 | 102 | 30 | 167 | 10 | 50 | - |
| 683042001 | 42 | 120 | 40 | 223 | 4 | 40 | - |
| 683054001 | 54 | 140 | 40 | 333 | 4 | 20 | - |

**687****MANICOTTO MISTO FILETTO M**

- MALE ADAPTER
- ÜBERGANGSSTÜCK MIT AG
- RACCORD AVEC FILETAGE MALE
- UNIÓN MACHO

MATERIAL: CuSn5Zn5Pb2-C - CC499K**O-RING:** EPDM nero - black - Schwarz
noir - negro**THREAD:** EN 10226-1 (ex ISO 7/1)

| CODE | De x R mm x inch | L mm | Z mm | Y mm | g | g | Box | € |
|-----------|---------------------|---------|---------|---------|-----|----|-----|---|
| 687308012 | 12 x 3/8" | 32 | 17 | 12 | 31 | 20 | 400 | - |
| 687102012 | 12 x 1/2" | 36 | 22 | 16 | 48 | 20 | 400 | - |
| 687308015 | 15 x 3/8" | 32 | 21 | 12 | 32 | 20 | 400 | - |
| 687102015 | 15 x 1/2" | 36 | 22 | 16 | 53 | 20 | 300 | - |
| 687304015 | 15 x 3/4" | 37,5 | 27 | 17,5 | 74 | 20 | 240 | - |
| 687102018 | 18 x 1/2" | 37 | 22 | 17 | 47 | 20 | 300 | - |
| 687304018 | 18 x 3/4" | 38 | 27 | 18 | 65 | 10 | 200 | - |
| 687102022 | 22 x 1/2" | 36 | 27 | 17 | 58 | 10 | 200 | - |
| 687304022 | 22 x 3/4" | 39 | 27 | 18 | 64 | 10 | 200 | - |
| 687100022 | 22 x 1" | 42,5 | 34 | 21,5 | 111 | 10 | 100 | - |
| 687304028 | 28 x 3/4" | 42 | 34 | 19 | 93 | 10 | 100 | - |
| 687100028 | 28 x 1" | 44,5 | 34 | 21,5 | 105 | 10 | 100 | - |
| 687114028 | 28 x 1"1/4 | 48 | 43 | 25 | 192 | 10 | 100 | - |
| 687100035 | 35 x 1" | 48 | 40 | 22 | 139 | 5 | 50 | - |
| 687114035 | 35 x 1"1/4 | 50 | 43 | 24 | 182 | 5 | 50 | - |
| 687112035 | 35 x 1"1/2 | 51 | 50 | 25 | 239 | 5 | 50 | - |
| 687114042 | 42 x 1"1/4 | 54 | 50 | 24 | 223 | 4 | 40 | - |
| 687112042 | 42 x 1"1/2 | 54 | 51 | 24 | 215 | 4 | 40 | - |
| 687112054 | 54 x 1"1/2 | 60 | 63 | 24 | 316 | 4 | 32 | - |
| 687200054 | 54 x 2" | 63,5 | 63 | 33 | 341 | 4 | 32 | - |






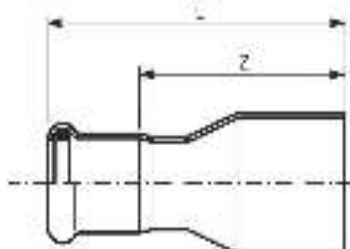
690

MANICOTTO MISTO FILETTO F

- FEMALE ADAPTER
- ÜBERGANGSSTÜCK MIT IG
- RACCORD AVEC FILETAGE FEMELLE
- UNIÓN HEMBRA

MATERIAL: CuSn5Zn5Pb2-C - CC499K
O-RING: EPDM nero - black - Schwarz
 noir - negro
THREAD: EN 10226-1 (ex ISO 7/1)

| CODE | De x Rp mm x inch | L mm | Z mm | Y mm |  |  |  | € |
|-----------|----------------------|---------|---------|---------|---|---|---|---|
| 690308012 | 12 x 3/8" | 33,5 | 21 | 2 | 38 | 20 | 400 | - |
| 690102012 | 12 x 1/2" | 36 | 26 | 2 | 58 | 20 | 300 | - |
| 690308015 | 15 x 3/8" | 33,5 | 21 | 2 | 38 | 20 | 300 | - |
| 690102015 | 15 x 1/2" | 36 | 26 | 2 | 58 | 20 | 300 | - |
| 690304015 | 15 x 3/4" | 39 | 31 | 2 | 76 | 10 | 200 | - |
| 690102018 | 18 x 1/2" | 37 | 26 | 2 | 61 | 20 | 300 | - |
| 690304018 | 18 x 3/4" | 39 | 31 | 2 | 77 | 10 | 200 | - |
| 690102022 | 22 x 1/2" | 36 | 27 | 1,5 | 64 | 20 | 200 | - |
| 690304022 | 22 x 3/4" | 39 | 31 | 2,5 | 76 | 10 | 150 | - |
| 690100022 | 22 x 1" | 42,5 | 38 | 2 | 112 | 10 | 100 | - |
| 690102028 | 28 x 1/2" | 39 | 34 | 1 | 98 | 20 | 100 | - |
| 690304028 | 28 x 3/4" | 41,5 | 34 | 2 | 98 | 10 | 100 | - |
| 690100028 | 28 x 1" | 45 | 38 | 2,5 | 122 | 10 | 100 | - |
| 690114028 | 28 x 1"1/4 | 48 | 46 | 3 | 162 | 10 | 100 | - |
| 690100035 | 35 x 1" | 45 | 40 | 2 | 132 | 5 | 100 | - |
| 690114035 | 35 x 1"1/4 | 50 | 46 | 2 | 164 | 5 | 100 | - |
| 690114042 | 42 x 1"1/4 | 54 | 50 | 2 | 198 | 4 | 40 | - |
| 690112042 | 42 x 1"1/2 | 54 | 53 | 2 | 217 | 4 | 40 | - |
| 690200054 | 54 x 2" | 65 | 65 | 3 | 342 | 4 | 32 | - |



691

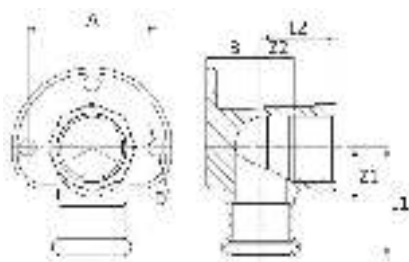
RIDUZIONE MF

- REDUCER
- REDUZIERSTÜCK
- REDUCTION
- REDUCCIÓN MH

MATERIAL: Cu-DHP99,9 - CW024A

O-RING: EPDM nero - black - Schwarz
noir - negro

| CODE | De mm | L mm | Z mm | | | | € |
|-----------|----------|---------|---------|-----|----|-----|---|
| 691015012 | 15 x 12 | 51 | 31 | 20 | 20 | 500 | - |
| 691018012 | 18 x 12 | 53 | 33 | 36 | 20 | 500 | - |
| 691018015 | 18 x 15 | 57 | 37 | 42 | 20 | 500 | - |
| 691022015 | 22 x 15 | 64 | 44 | 53 | 20 | 400 | - |
| 691022018 | 22 x 18 | 59,5 | 39,5 | 52 | 20 | 300 | - |
| 691028015 | 28 x 15 | 54 | 34 | 48 | 20 | 200 | - |
| 691028018 | 28 x 18 | 53 | 33 | 54 | 20 | 200 | - |
| 691028022 | 28 x 22 | 65 | 44 | 72 | 20 | 200 | - |
| 691035022 | 35 x 22 | 59 | 38 | 68 | 10 | 100 | - |
| 691035028 | 35 x 28 | 71 | 48 | 98 | 10 | 100 | - |
| 691042022 | 42 x 22 | 66 | 45 | 97 | 4 | 80 | - |
| 691042028 | 42 x 28 | 65 | 42 | 99 | 4 | 80 | - |
| 691042035 | 42 x 35 | 80,5 | 54,5 | 137 | 4 | 40 | - |
| 691054022 | 54 x 22 | 74 | 53 | 154 | 4 | 40 | - |
| 691054028 | 54 x 28 | 70 | 47 | 148 | 4 | 40 | - |
| 691054035 | 54 x 35 | 76 | 50 | 159 | 4 | 40 | - |
| 691054042 | 54 x 42 | 97,5 | 67,5 | 204 | 4 | 32 | - |



685

GOMITO MISTO 90° FF

- WALL PLATE ELBOW 90° WITH FEMALE THREAD
- DECKENWINKEL 90° IG
- EQUERRE 90° FF
- CODO PLACA HH

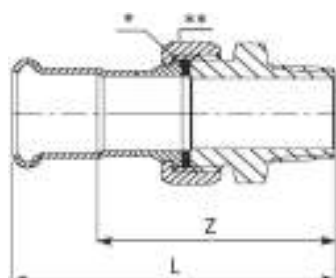
MATERIAL: CuSn5Zn5Pb2-C - CC499K

O-RING: EPDM nero - black - Schwarz
noir - negro

THREAD: EN 10226-1 (ex ISO 7/1)

| CODE | De x Rp mm x inch | L1 mm | L2 mm | Z1 mm | Z2 mm | A mm | B mm | D mm | | | | € |
|-----------|----------------------|----------|----------|----------|----------|---------|---------|---------|-----|----|-----|---|
| 685102012 | 12 x 1/2" | 34 | 24 | 14 | 9 | 40 | 12 | 6,5 | 155 | 10 | 100 | - |
| 685102015 | 15 x 1/2" | 41,5 | 22,5 | 21,5 | 7 | 40 | 14 | 6,5 | 172 | 10 | 100 | - |
| 685102018 | 18 x 1/2" | 42 | 24 | 22 | 9 | 40 | 15 | 6,5 | 188 | 10 | 100 | - |
| 685304022 | 22 x 3/4" | 42 | 29 | 21 | 13 | 50 | 21 | 6,5 | 249 | 10 | 50 | - |
| 685100022 | 22 x 1" | 45 | 32 | 24 | 13 | 50 | 30 | 6,5 | 315 | 10 | 50 | - |
| 685100028 | 28 x 1" | 48 | 35 | 25 | 16 | 50 | 30 | 6,5 | 366 | 5 | 50 | - |

B 70 71



684/002

BOCCHETTONE SEDE PIANA FILETTO M

- STRAIGHT MALE UNION CONNECTOR
- DURCHGANGSVERSCHRAUBUNG MIT AUSSENGEWINDE
- RACCORD UNION FILETÉ
- RÁCOR 3 PIEZAS ROSCADO MACHO

MATERIAL: CuSn5Zn5Pb2-C - CC499K

FITTING: (**): ottone - brass - Messing
laiton - latón

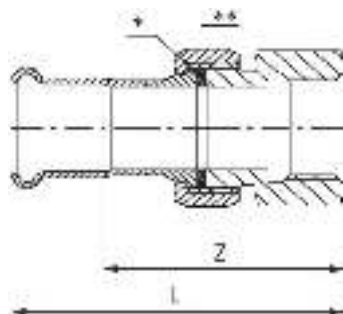
O-RING: EPDM nero - black - Schwarz
noir - negro

GASKET: (*): EPDM nero - black - Schwarz
noir - negro

THREAD: EN 10226-1 (ex ISO 7/1)

| CODE | De x R mm x inch | L mm | Z mm | Gasket mm | g | | | € |
|-----------|---------------------|---------|---------|-----------------|------|---|-----|---|
| 684015002 | 15 x 1/2" | 66 | 46 | 24x14 thk 2,5 | 164 | 2 | 100 | - |
| 684015012 | 15 x 3/4" | 67 | 47 | 24x14 thk 2,5 | 195 | 2 | 80 | - |
| 684018002 | 18 x 1/2" | 65,5 | 45,5 | 24x14 thk 2,5 | 160 | 2 | 80 | - |
| 684018012 | 18 x 3/4" | 66,5 | 46,5 | 24x14 thk 2,5 | 191 | 2 | 80 | - |
| 684022002 | 22 x 3/4" | 67 | 46 | 30x20 thk 2,5 | 252 | 2 | 60 | - |
| 684022012 | 22 x 1" | 68,5 | 47,5 | 30x20 thk 2,5 | 242 | 2 | 60 | - |
| 684028002 | 28 x 1" | 80 | 56 | 39x27 thk 2,5 | 432 | 2 | 40 | - |
| 684035002 | 35 x 1 1/4" | 89 | 62 | 44,5x30 thk 2,5 | 684 | 2 | 20 | - |
| 684042002 | 42 x 1 1/2" | 92,5 | 62,5 | 50,5x38 thk 2,5 | 716 | 2 | 20 | - |
| 684054002 | 54 x 2" | 106 | 70 | 65,5x45 thk 3 | 1344 | 2 | 12 | - |

B 70 71



684/003

BOCCHETTONE SEDE PIANA FILETTO F

- STRAIGHT FEMALE UNION CONNECTOR
- DURCHGANGSVERSCHRAUBUNG MIT INNENGEWINDE
- RACCORD UNION TARAUDÉ
- RÁCOR 3 PIEZAS HEMBRA

MATERIAL: CuSn5Zn5Pb2-C - CC499K

FITTING: (**): ottone - brass - Messing
laiton - latón











O-RING: EPDM nero - black - Schwarz
noir - negro

GASKET: (*): EPDM nero - black - Schwarz
noir - negro

THREAD: EN 10226-1 (ex ISO 7/1)

| CODE | De x Rp mm x inch | L mm | Z mm | Gasket mm | g | | | € |
|-----------|----------------------|---------|---------|-----------------|------|---|-----|---|
| 684012003 | 12 x 3/8" | 59,5 | 39,5 | 18x10 thk 2,5 | 156 | 2 | 100 | - |
| 684012013 | 12 x 1/2" | 59,5 | 39,5 | 18x10 thk 2,5 | 142 | 2 | 100 | - |
| 684015003 | 15 x 1/2" | 60,5 | 40,5 | 24x14 thk 2,5 | 170 | 2 | 100 | - |
| 684015013 | 15 x 3/4" | 62,5 | 42,5 | 24x14 thk 2,5 | 191 | 2 | 100 | - |
| 684018003 | 18 x 1/2" | 62 | 42 | 24x14 thk 2,5 | 168 | 2 | 100 | - |
| 684018013 | 18 x 3/4" | 62 | 42 | 24x14 thk 2,5 | 185 | 2 | 100 | - |
| 684022003 | 22 x 1/2" | 62,5 | 41,5 | 30x20 thk 2,5 | 299 | 2 | 60 | - |
| 684022013 | 22 x 3/4" | 63,5 | 42,5 | 30x20 thk 2,5 | 250 | 2 | 60 | - |
| 684022023 | 22 x 1" | 67,5 | 46,5 | 30x20 thk 2,5 | 273 | 2 | 60 | - |
| 684028003 | 28 x 1" | 73 | 49 | 39x27 thk 2,5 | 481 | 2 | 40 | - |
| 684035003 | 35 x 1 1/4" | 81 | 54 | 44,5x30 thk 2,5 | 638 | 2 | 24 | - |
| 684042003 | 42 x 1 1/2" | 84,5 | 54,5 | 50,5x38 thk 2,5 | 682 | 2 | 24 | - |
| 684054003 | 54 x 2" | 104 | 68 | 65,5x45 thk 3 | 1355 | 2 | 12 | - |

Certificazioni / Certifications

| | | | | |
|---|---|---|---------------|--------------|
|  |  | PRODUKTE DER GASVERSORGUNG | DG-8531CL0376 | Ø 15 – 54 mm |
|  |  | RACCORDI A PRESSARE PER GAS - PLUMBING FITTINGS FOR GASES | CA06.00293 | Ø 15 – 54 mm |
|  |  | AESPRES GAS - WITH O-RING NBR | C-16-3742-A | Ø 15 – 54 mm |
|  |  | COPPER AND BRONZE PRESS CONNECTORS | 13/16 | Ø 15 – 54 mm |
|  |  | PRESS FITTINGS FOR JOINING COPPER PIPES | 100351/02 | Ø 15 – 54 mm |

Campi di applicazione / Fields of application

AES PRES[®] GAS



Gas metano / GPL
Natural gas / LPG

AES PRES[®] GAS O-ring NBR

Giallo | Yellow | Gelb | Jaune | Amarillo



FOCUS ON
TUBO RAME PER AESPRES - AESPRES GAS / AESPRES - AESPRES GAS COPPER PIPING

Le tubazioni per impianti acqua e gas in rame, devono essere rispondenti alla norma UNI EN 1057:2010.

Rame e leghe di rame - Tubi rotondi di rame senza saldatura per acqua e gas nelle applicazioni sanitarie e di riscaldamento.

Piping for copper water and gas installation should comply with the standard EN 1057:2010, "Copper and copper alloys - Round tubes in copper without welding for water and gas in health-care and heating applications".

TABELLA 4: CARATTERISTICHE DEI TUBI DI RAME - EN 1057

| Classe di resistenza <i>Resistance class</i> | Stato di fornitura <i>Delivery condition</i> | ϕ (mm) |
|--|--|-------------|
| R220 | Ricotto - Rotoli <i>Annealed - Roll</i> | 12 ÷ 22 |
| R250 | Semiduro - Barre <i>Semi-hard - Bar</i> | 12 ÷ 28 |
| R290 | Duro - Barre <i>Hard - Bar</i> | 12 ÷ 54 |

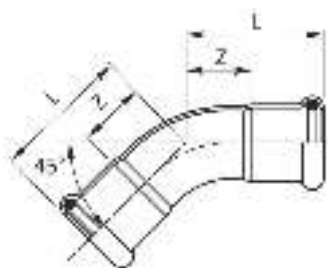
| Classe di resistenza <i>Resistance class</i> | Resistenza minima alla trazione <i>Minimum traction resistance Rm (MPa)</i> | Allungamento minimo alla rottura <i>Minimum breaking elongation (%)</i> |
|--|---|---|
| R220 | 220 | 40 |
| R250 | 250 | 20 |
| R290 | 290 | 3 |

Le dimensioni dei tubi utilizzabili con i sistemi a pressare **Aespres** ed **Aespres Gas** sono espresse nella tabella sottostante.
Tube sizes to be used with Aespres and Aespres Gas press fittings are included in the annexed table.

**DIMENSIONI DEI TUBI DI RAME - EN 1057 / DVGW GW 392
 AESPRES PIPES DIMENSIONS AND CHARACTERISTICS - EN 1057 / DVGW GW 392**



| ϕ ESTERNO x SP. EXTERNAL ϕ x THK. mm | DN | ϕ INTERNO INTERNAL ϕ mm | MASSA MASS kg/m | CONTENUTO D'ACQUA WATER VOLUME l/m | STATO FORNITURA SUPPLIED CONDITION |
|--|----|---|-----------------------|--|---|
| 12x1 | 10 | 10 | 0,309 | 0,079 | Rotolo / Roll 25/50 m (R 220) o / or |
| 15x1 | 12 | 13 | 0,393 | 0,133 | |
| 18x1 | 15 | 16 | 0,477 | 0,201 | |
| 22x1 | 20 | 20 | 0,589 | 0,314 | Barra / Bar 5 m (R 250 - R 290) |
| 28x1,5 | 25 | 25 | 1,115 | 0,491 | Barra / Bar 5 m (R 250 - R 290) |
| 35x1,5 | 32 | 32 | 1,410 | 0,804 | Barra / Bar 5 m (R 290) |
| 42x1,5 | 40 | 39 | 1,704 | 1,194 | |
| 54x2 | 50 | 50 | 2,918 | 1,963 | |

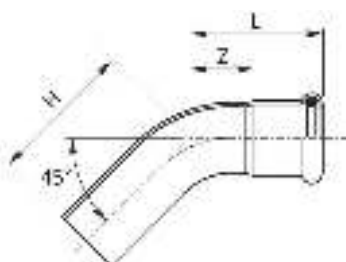
B 70 72

**681/450 G****CURVA 45° FF**

- 45° ELBOW FF
- BOGEN 45° II
- COUDE FF 45°
- CURVA 45° HH

MATERIAL: Cu-DHP99,9 - CW024A**O-RING:** NBR giallo - yellow - Gelb
jaune - amarillo



| CODE | De mm | L mm | Z mm |  g |  | € |
|------------|----------|---------|---------|--|---|---|
| 681015450G | 15 | 27,5 | 7,5 | 36 | 4 | - |
| 681018450G | 18 | 29,5 | 9,5 | 53 | 4 | - |
| 681022450G | 22 | 32 | 11 | 71 | 4 | - |
| 681028450G | 28 | 37 | 14 | 101 | 4 | - |
| 681035450G | 35 | 43,5 | 17,5 | 138 | 1 | - |
| 681042450G | 42 | 51 | 21 | 200 | 1 | - |
| 681054450G | 54 | 62 | 26,5 | 306 | 1 | - |

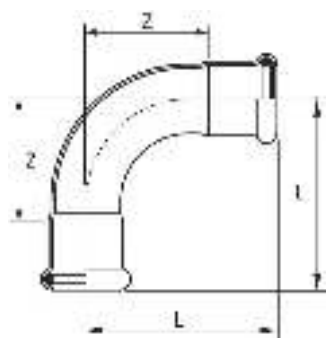
**681/451 G****CURVA 45° MF**

- 45° ELBOW MF
- BOGEN 45° IA
- COUDE MF 45°
- CURVA 45° HM

MATERIAL: Cu-DHP99,9 - CW024A**O-RING:** NBR giallo - yellow - Gelb
jaune - amarillo

B 70 72



| CODE | De mm | L mm | H mm | Z mm |  g |  | € |
|------------|----------|---------|---------|---------|---|---|---|
| 681015451G | 15 | 27,5 | 40 | 7,5 | 41 | 4 | - |
| 681018451G | 18 | 29,5 | 36 | 9,5 | 50 | 4 | - |
| 681022451G | 22 | 32 | 42 | 11 | 69 | 4 | - |
| 681028451G | 28 | 37 | 46 | 14 | 99 | 4 | - |
| 681035451G | 35 | 43,5 | 57,5 | 17,5 | 144 | 1 | - |
| 681042451G | 42 | 51 | 72 | 21 | 215 | 1 | - |
| 681054451G | 54 | 62 | 82 | 26,5 | 333 | 1 | - |

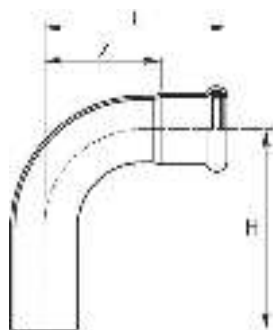

681/900 G
B 70 72
CURVA 90° FF

- 90° ELBOW FF
- BOGEN 90° II
- COUDE FF 90°
- CURVA 90° HH

MATERIAL: Cu-DHP99,9 - CW024A

O-RING: NBR giallo - yellow - Gelb
jaune - amarillo



| CODE | De mm | L mm | Z mm |  g |  | € |
|------------|----------|---------|---------|---|---|---|
| 681015900G | 15 | 38 | 18 | 51 | 4 | - |
| 681018900G | 18 | 41,5 | 21,5 | 62 | 4 | - |
| 681022900G | 22 | 47 | 26 | 88 | 4 | - |
| 681028900G | 28 | 56 | 33 | 128 | 4 | - |
| 681035900G | 35 | 68 | 42 | 180 | 1 | - |
| 681042900G | 42 | 80 | 50 | 265 | 1 | - |
| 681054900G | 54 | 100 | 64,5 | 419 | 1 | - |


681/901 G
B 70 72
CURVA 90° MF

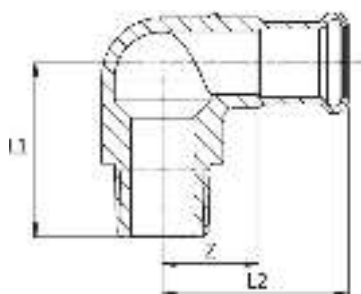
- 90° ELBOW MF
- BOGEN 90° IA
- COUDE MF 90°
- CURVA 90° HM

MATERIAL: Cu-DHP99,9 - CW024A

O-RING: NBR giallo - yellow - Gelb
jaune - amarillo

| CODE | De mm | L mm | H mm | Z mm |  g |  | € |
|------------|----------|---------|---------|---------|---|---|---|
| 681015901G | 15 | 38 | 48 | 18 | 49 | 4 | - |
| 681018901G | 18 | 41,5 | 48,5 | 21,5 | 62 | 4 | - |
| 681022901G | 22 | 47 | 57 | 26 | 87 | 4 | - |
| 681028901G | 28 | 56 | 64 | 33 | 130 | 4 | - |
| 681035901G | 35 | 68 | 82 | 42 | 195 | 1 | - |
| 681042901G | 42 | 80 | 101 | 50 | 278 | 1 | - |
| 681054901G | 54 | 100 | 120 | 64,5 | 435 | 1 | - |

B 70 72



697 G



GOMITO MISTO 90° FILETTO M

- ELBOW ADAPTER 90° WITH MALE THREAD
- ÜBERGANGSWINKEL 90° AG
- EQUERRE 90° AVEC FILETAGE M
- CODO MACHO

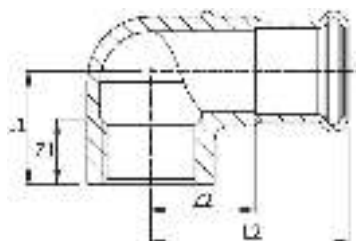
MATERIAL: CuSn5Zn5Pb2-C - CC499K

O-RING: NBR giallo - yellow - Gelb
jaune - amarillo

THREAD: EN 10226-1 (ex ISO 7/1)

| CODE | De x R mm x inch | L1 mm | L2 mm | Z mm |  |  | € |
|-------------|---------------------|----------|----------|---------|---|---|---|
| 697308015G | 15 x 3/8" | 35 | 41,5 | 21,5 | 86 | 4 | - |
| 697102015G | 15 x 1/2" | 38,5 | 41,5 | 21,5 | 131 | 4 | - |
| 697102018G | 18 x 1/2" | 40 | 42 | 22 | 136 | 4 | - |
| 697304018G | 18 x 3/4" | 44 | 42 | 22 | 177 | 4 | - |
| 697102022G | 22 x 1/2" | 42 | 42 | 21 | 162 | 4 | - |
| 697304022G | 22 x 3/4" | 47 | 42 | 21 | 193 | 4 | - |
| 697102028G | 28 x 1/2" | 45 | 47 | 24 | 199 | 4 | - |
| 697100028G | 28 x 1" | 53 | 45 | 24 | 318 | 4 | - |
| 697114035G | 35 x 1"1/4 | 68 | 55 | 29 | 471 | 1 | - |
| 697112042G | 42 x 1"1/2 | 75 | 65 | 35 | 660 | 1 | - |
| 697200054G* | 54 x 2" | 88 | 78 | 42 | 1078 | 1 | - |

[*] non certificato GASTEC QA - not certified GASTEC QA - keine Zertifizierung GASTEC QA - pas certifié GASTEC QA - GASTEC QA no certificado



698 G

B 70 72



GOMITO MISTO 90° FILETTO F

- ELBOW ADAPTER 90° WITH FEMALE THREAD
- ÜBERGANGSWINKEL 90° IG
- EQUERRE 90° AVEC FILETAGE F
- CODO HEMBRA

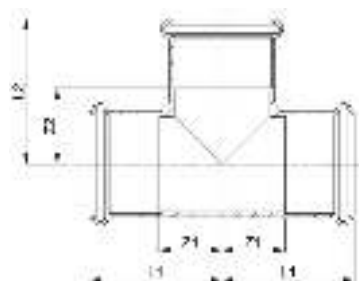
MATERIAL: CuSn5Zn5Pb2-C - CC499K

O-RING: NBR giallo - yellow - Gelb
jaune - amarillo

THREAD: EN 10226-1 (ex ISO 7/1)

| CODE | De x Rp mm x inch | L1 mm | L2 mm | Z1 mm | Z2 mm |  |  | € |
|-------------|----------------------|----------|----------|----------|----------|---|---|---|
| 698308015G | 15 x 3/8" | 22,5 | 41,5 | 12 | 21,5 | 87 | 4 | - |
| 698102015G | 15 x 1/2" | 22,5 | 41,5 | 16 | 21,5 | 102 | 4 | - |
| 698304015G | 15 x 3/4" | 25 | 41,5 | 16 | 21,5 | 125 | 4 | - |
| 698102018G | 18 x 1/2" | 24 | 42 | 16 | 22 | 112 | 4 | - |
| 698304018G | 18 x 3/4" | 26 | 42 | 16 | 22 | 133 | 4 | - |
| 698102022G | 22 x 1/2" | 26 | 42 | 15 | 21 | 129 | 4 | - |
| 698304022G | 22 x 3/4" | 29 | 42 | 16 | 21 | 152 | 4 | - |
| 698100022G | 22 x 1" | 32 | 45 | 19 | 24 | 203 | 4 | - |
| 698102028G | 28 x 1/2" | 29 | 47 | 16 | 24 | 168 | 4 | - |
| 698100028G | 28 x 1" | 35 | 48 | 19 | 25 | 240 | 4 | - |
| 698114035G | 35 x 1"1/4 | 45 | 55 | 23 | 29 | 403 | 1 | - |
| 698112042G | 42 x 1"1/2 | 52 | 65 | 23 | 35 | 541 | 1 | - |
| 698200054G* | 54 x 2" | 60 | 78 | 27 | 42 | 1085 | 1 | - |



[*] non certificato GASTEC QA - not certified GASTEC QA - keine Zertifizierung GASTEC QA - pas certifié GASTEC QA - GASTEC QA no certificado

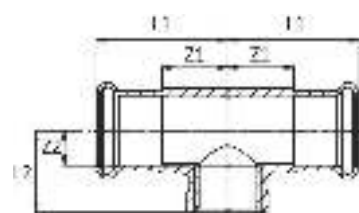
B 70 72

682 G
“T”

- EQUAL TEE
- T-STÜCK
- TÉ ÉGAL
- TE IGUAL HHH

MATERIAL: Cu-DHP99,9 - CW024A

O-RING: NBR giallo - yellow - Gelb
jaune - amarillo

| CODE | De mm | L1 mm | L2 mm | Z1 mm | Z2 mm |  g |  | € |
|------------|----------|----------|----------|----------|----------|---|---|---|
| 682015000G | 15 | 32 | 32 | 13,5 | 12 | 75 | 4 | - |
| 682018000G | 18 | 34 | 34 | 13,5 | 14 | 96 | 4 | - |
| 682022000G | 22 | 37 | 37 | 16 | 16 | 125 | 4 | - |
| 682028000G | 28 | 42 | 42 | 19 | 19 | 174 | 4 | - |
| 682035000G | 35 | 50 | 50 | 24 | 24 | 245 | 1 | - |
| 682042000G | 42 | 57 | 63 | 27 | 33 | 345 | 1 | - |
| 682054000G | 54 | 69 | 78 | 33,5 | 42 | 559 | 1 | - |



B 70 72

689 G
“T” CON DERIVAZIONE FILETTO F

- BRANCH TEE FEMALE BSP OUTLET
- T-STÜCK MIT ABGANG IG
- TÉ MIXTE AVEC FILETAGE F
- TE HEMBRA ROSCADA

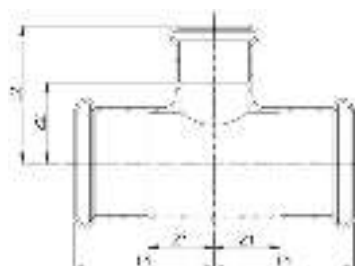
MATERIAL: CuSn5Zn5Pb2-C - CC499K

O-RING: NBR giallo - yellow - Gelb
jaune - amarillo

THREAD: EN 10226-1 (ex ISO 7/1)

| CODE | De x Rp x De mm x inch x mm | L1 mm | L2 mm | Z1 mm | Z2 mm |  g |  | € |
|-------------|--------------------------------|----------|----------|----------|----------|---|---|---|
| 689308015G | 15 x 3/8" x 15 | 41,5 | 22,5 | 21,5 | 10,5 | 118 | 4 | - |
| 689102015G | 15 x 1/2" x 15 | 41,5 | 22,5 | 21,5 | 8,5 | 128 | 4 | - |
| 689102018G | 18 x 1/2" x 18 | 42 | 24 | 22 | 10 | 145 | 4 | - |
| 689102022G | 22 x 1/2" x 22 | 42 | 26 | 21 | 12 | 170 | 4 | - |
| 689304022G | 22 x 3/4" x 22 | 42 | 30 | 21 | 14 | 183 | 4 | - |
| 689102028G | 28 x 1/2" x 28 | 44 | 29 | 21 | 15 | 211 | 4 | - |
| 689304028G | 28 x 3/4" x 28 | 44 | 30 | 21 | 14 | 216 | 4 | - |
| 689100028G | 28 x 1" x 28 | 44 | 34 | 21 | 16 | 265 | 4 | - |
| 689102035G | 35 x 1/2" x 35 | 50 | 34 | 24 | 19 | 308 | 1 | - |
| 689304035G | 35 x 3/4" x 35 | 50 | 34 | 24 | 18 | 305 | 1 | - |
| 689100035G | 35 x 1" x 35 | 50 | 35 | 24 | 17 | 329 | 1 | - |
| 689102042G | 42 x 1/2" x 42 | 57 | 38 | 27 | 23 | 419 | 1 | - |
| 689304042G | 42 x 3/4" x 42 | 57 | 38 | 27 | 22 | 415 | 1 | - |
| 689102054G* | 54 x 1/2" x 54 | 69 | 44 | 33 | 30 | 638 | 1 | - |
| 689304054G* | 54 x 3/4" x 54 | 69 | 44 | 33 | 28 | 639 | 1 | - |

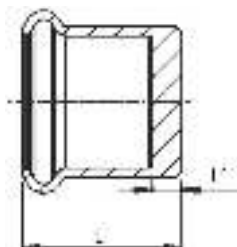
[*] non certificato GASTEC QA - not certified GASTEC QA - keine Zertifizierung GASTEC QA - pas certifié GASTEC QA - GASTEC QA no certificado

**692 G****B 70 72****"T" RIDOTTO**

- REDUCING TEE
- T-STÜCK MIT REDUZIERTEM ABGANG
- TÉ RÉDUIT
- TE REDUCIDA HHH

MATERIAL: Cu-DHP99,9 - CW024A
O-RING: NBR giallo - yellow - Gelb
jaune - amarillo

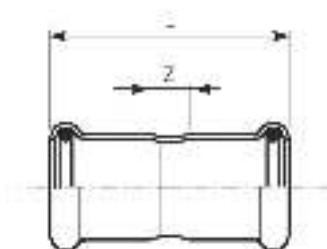
| CODE | De mm | L1 mm | L2 mm | Z1 mm | Z2 mm | g | € | |
|------------|--------------|----------|----------|----------|----------|-----|---|---|
| 692018015G | 18 x 15 x 18 | 34 | 35 | 14 | 15 | 93 | 4 | - |
| 692022015G | 22 x 15 x 22 | 37 | 38 | 16 | 18 | 122 | 4 | - |
| 692022018G | 22 x 18 x 22 | 37 | 38 | 16 | 18 | 128 | 4 | - |
| 692028015G | 28 x 15 x 28 | 42 | 40,5 | 19 | 20,5 | 167 | 4 | - |
| 692028018G | 28 x 18 x 28 | 42 | 40,5 | 19 | 20,5 | 168 | 4 | - |
| 692028022G | 28 x 22 x 28 | 42 | 41 | 19 | 20 | 173 | 4 | - |
| 692035015G | 35 x 15 x 35 | 50 | 44 | 24 | 24 | 250 | 1 | - |
| 692035018G | 35 x 18 x 35 | 50 | 44 | 24 | 24 | 241 | 1 | - |
| 692035022G | 35 x 22 x 35 | 50 | 44 | 24 | 23 | 237 | 1 | - |
| 692035028G | 35 x 28 x 35 | 50 | 44 | 24 | 21 | 231 | 1 | - |
| 692042015G | 42 x 15 x 42 | 57 | 47,5 | 27 | 27,5 | 338 | 1 | - |
| 692042018G | 42 x 18 x 42 | 57 | 47,5 | 27 | 27,5 | 338 | 1 | - |
| 692042022G | 42 x 22 x 42 | 57 | 53 | 27 | 32 | 330 | 1 | - |
| 692042028G | 42 x 28 x 42 | 57 | 56 | 27 | 33 | 323 | 1 | - |
| 692042035G | 42 x 35 x 42 | 57 | 61 | 27 | 35 | 338 | 1 | - |
| 692054022G | 54 x 22 x 54 | 69 | 59 | 33,5 | 38 | 469 | 1 | - |
| 692054028G | 54 x 28 x 54 | 69 | 64 | 33,5 | 41 | 465 | 1 | - |
| 692054035G | 54 x 35 x 54 | 69 | 67 | 33,5 | 41 | 502 | 1 | - |
| 692054042G | 54 x 42 x 54 | 69 | 70 | 33,5 | 40 | 489 | 1 | - |

**683/003 G****B 70 72****TAPPO DI CHIUSURA**

- STOP END
- VERSCHLUSSKAPPE
- BOUCHON D'OBTURATION
- TAPÓN

MATERIAL: Cu-DHP99,9 - CW024A
O-RING: NBR giallo - yellow - Gelb
jaune - amarillo



| CODE | De mm | L mm | L1 mm | g | € | |
|------------|----------|---------|----------|-----|---|---|
| 683015003G | 15 | 22,5 | 2,5 | 20 | 4 | - |
| 683018003G | 18 | 23 | 3 | 25 | 4 | - |
| 683022003G | 22 | 24,5 | 2,5 | 34 | 4 | - |
| 683028003G | 28 | 26,5 | 3,5 | 49 | 4 | - |
| 683035003G | 35 | 28,5 | 2,5 | 65 | 1 | - |
| 683042003G | 42 | 32,5 | 2,5 | 93 | 1 | - |
| 683054003G | 54 | 37,5 | 2,5 | 147 | 1 | - |

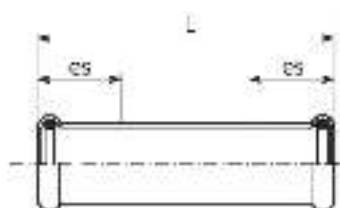

683/000 G
B7072
MANICOTTO

- COUPLING
- MUFFE
- MANCHON
- MANGUITO HH

MATERIAL: Cu-DHP99,9 - CW024A

O-RING: NBR giallo - yellow - Gelb
jaune - amarillo



| CODE | De mm | L mm | Z mm |  g |  | € |
|------------|----------|---------|---------|---|---|---|
| 683015000G | 15 | 49 | 9 | 39 | 4 | - |
| 683018000G | 18 | 50 | 10 | 47 | 4 | - |
| 683022000G | 22 | 53 | 11 | 62 | 4 | - |
| 683028000G | 28 | 56 | 10 | 84 | 4 | - |
| 683035000G | 35 | 63 | 10 | 108 | 1 | - |
| 683042000G | 42 | 72 | 12 | 156 | 1 | - |
| 683054000G | 54 | 83 | 13 | 225 | 1 | - |

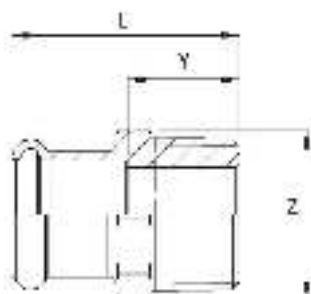

683/001 G
B7072
MANICOTTO PASSANTE

- SLIP COUPLING
- SCHIEBEMUFFE
- MANCHON LONG
- MANGUITO SIN TOPE

MATERIAL: Cu-DHP99,9 - CW024A



O-RING: NBR giallo - yellow - Gelb
jaune - amarillo

| CODE | De mm | L mm | es mm |  g |  | € |
|------------|----------|---------|----------|---|---|---|
| 683015001G | 15 | 80 | 25 | 58 | 4 | - |
| 683018001G | 18 | 80 | 25 | 66 | 4 | - |
| 683022001G | 22 | 80 | 25 | 80 | 4 | - |
| 683028001G | 28 | 90 | 30 | 110 | 4 | - |
| 683035001G | 35 | 102 | 30 | 167 | 1 | - |
| 683042001G | 42 | 120 | 40 | 223 | 1 | - |
| 683054001G | 54 | 140 | 40 | 333 | 1 | - |

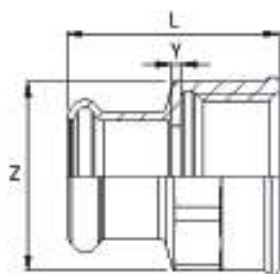
**687 G****B 70 72****MANICOTTO MISTO FILETTO M**

- MALE ADAPTER
- ÜBERGANGSSTÜCK MIT AG
- RACCORD AVEC FILETAGE MALE
- UNIÓN MACHO

MATERIAL: CuSn5Zn5Pb2-C - CC499K**O-RING:** NBR giallo - yellow - Gelb
jaune - amarillo**THREAD:** EN 10226-1 (ex ISO 7/1)

| CODE | De x R mm x inch | L mm | Z mm | Y mm |  g |  | € |
|-------------|---------------------|---------|---------|---------|---|---|---|
| 687308015G | 15 x 3/8" | 32 | 21 | 12 | 32 | 4 | - |
| 687102015G | 15 x 1/2" | 36 | 22 | 16 | 53 | 4 | - |
| 687304015G | 15 x 3/4" | 37,5 | 27 | 17,5 | 74 | 4 | - |
| 687102018G | 18 x 1/2" | 37 | 22 | 17 | 47 | 4 | - |
| 687304018G | 18 x 3/4" | 38 | 27 | 17 | 65 | 4 | - |
| 687102022G | 22 x 1/2" | 36 | 27 | 18 | 58 | 4 | - |
| 687304022G | 22 x 3/4" | 39 | 27 | 18 | 64 | 4 | - |
| 687100022G | 22 x 1" | 42,5 | 34 | 21,5 | 111 | 4 | - |
| 687304028G | 28 x 3/4" | 42 | 34 | 19 | 93 | 4 | - |
| 687100028G | 28 x 1" | 44,5 | 34 | 21,5 | 105 | 4 | - |
| 687114028G | 28 x 1"1/4 | 48 | 43 | 25 | 192 | 4 | - |
| 687100035G | 35 x 1" | 48 | 40 | 22 | 139 | 1 | - |
| 687114035G | 35 x 1"1/4 | 50 | 43 | 24 | 182 | 1 | - |
| 687112035G | 35 x 1"1/2 | 51 | 50 | 25 | 239 | 1 | - |
| 687114042G | 42 x 1"1/4 | 54 | 50 | 24 | 223 | 1 | - |
| 687112042G | 42 x 1"1/2 | 54 | 50 | 24 | 215 | 1 | - |
| 687112054G* | 54 x 1"1/2 | 60 | 63 | 24 | 316 | 1 | - |
| 687200054G* | 54 x 2" | 63,5 | 63 | 27,5 | 341 | 1 | - |

[*] non certificato GASTEC QA - not certified GASTEC QA - keine Zertifizierung GASTEC QA - pas certifié GASTEC QA - GASTEC QA no certificado



B7072

690 G
MANICOTTO MISTO FILETTO F

- FEMALE ADAPTER
- ÜBERGANGSSTÜCK MIT IG
- RACCORD AVEC FILETAGE FEMELLE
- UNIÓN HEMBRA

MATERIAL: CuSn5Zn5Pb2-C - CC499K

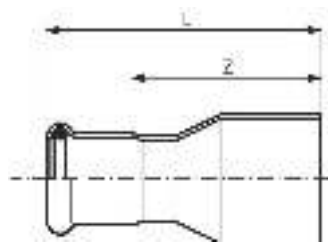
O-RING: NBR giallo - yellow - Gelb
jaune - amarillo

THREAD: EN 10226-1 (ex ISO 7/1)

| CODE | De x Rp mm x inch | L mm | Z mm | Y mm |  g |  | € |
|-------------|----------------------|---------|---------|---------|---|---|---|
| 690308015G | 15 x 3/8" | 33,5 | 21 | 2 | 38 | 4 | - |
| 690102015G | 15 x 1/2" | 36 | 26 | 2 | 58 | 4 | - |
| 690304015G | 15 x 3/4" | 39 | 31 | 2 | 76 | 4 | - |
| 690102018G | 18 x 1/2" | 37 | 26 | 2 | 61 | 4 | - |
| 690304018G | 18 x 3/4" | 39 | 31 | 2 | 77 | 4 | - |
| 690102022G | 22 x 1/2" | 36 | 27 | 1,5 | 64 | 4 | - |
| 690304022G | 22 x 3/4" | 39 | 31 | 2,5 | 76 | 4 | - |
| 690100022G | 22 x 1" | 42,5 | 38 | 2 | 112 | 4 | - |
| 690102028G | 28 x 1/2" | 39 | 34 | 1 | 98 | 4 | - |
| 690304028G | 28 x 3/4" | 41,5 | 34 | 2 | 98 | 4 | - |
| 690100028G | 28 x 1" | 45 | 38 | 2,5 | 122 | 4 | - |
| 690114028G | 28 x 1"1/4 | 48 | 46 | 3 | 162 | 4 | - |
| 690100035G | 35 x 1" | 45 | 40 | 2 | 132 | 1 | - |
| 690114035G | 35 x 1"1/4 | 50 | 46 | 2 | 164 | 1 | - |
| 690114042G | 42 x 1"1/4 | 54 | 50 | 2 | 198 | 1 | - |
| 690112042G | 42 x 1"1/2 | 54 | 53 | 2 | 217 | 1 | - |
| 690200054G* | 54 x 2" | 65 | 65 | 3 | 342 | 1 | - |



[*] non certificato GASTEC QA - not certified GASTEC QA - keine Zertifizierung GASTEC QA - pas certifié GASTEC QA - GASTEC QA no certificado

B 70 72

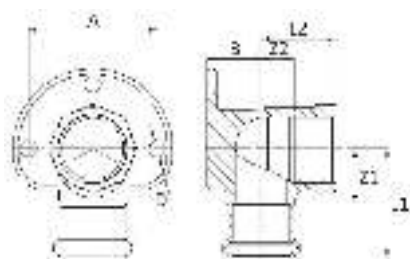
**691 G****RIDUZIONE MF**

- REDUCER
- REDUZIERSTÜCK
- REDUCTION
- REDUCCIÓN MH

MATERIAL: Cu-DHP99,9 - CW024A**O-RING:** NBR giallo - yellow - Gelb
jaune - amarillo



| CODE | De mm | L mm | Z mm |  |  | € |
|------------|----------|---------|---------|--|---|---|
| 691018015G | 18 x 15 | 57 | 37 | 42 | 4 | - |
| 691022015G | 22 x 15 | 64 | 44 | 53 | 4 | - |
| 691022018G | 22 x 18 | 59,5 | 39,5 | 52 | 4 | - |
| 691028015G | 28 x 15 | 54 | 34 | 48 | 4 | - |
| 691028018G | 28 x 18 | 53 | 33 | 54 | 4 | - |
| 691028022G | 28 x 22 | 65 | 44 | 72 | 4 | - |
| 691035022G | 35 x 22 | 59 | 38 | 68 | 1 | - |
| 691035028G | 35 x 28 | 71 | 48 | 98 | 1 | - |
| 691042022G | 42 x 22 | 66 | 45 | 97 | 1 | - |
| 691042028G | 42 x 28 | 65 | 42 | 99 | 1 | - |
| 691042035G | 42 x 35 | 80,5 | 54,5 | 137 | 1 | - |
| 691054022G | 54 x 22 | 74 | 53 | 154 | 1 | - |
| 691054028G | 54 x 28 | 70 | 47 | 148 | 1 | - |
| 691054035G | 54 x 35 | 76 | 50 | 159 | 1 | - |
| 691054042G | 54 x 42 | 97,5 | 67,5 | 204 | 1 | - |

B 70 72

**685 G****GOMITO MISTO 90° FF**

- WALL PLATE ELBOW 90° WITH FEMALE THREAD
- DECKENWINKEL 90° IG
- EQUERRE 90° FF
- CODO PLACA

MATERIAL: CuSn5Zn5Pb2-C - CC499K**O-RING:** NBR giallo - yellow - Gelb
jaune - amarillo**THREAD:** EN 10226-1 (ex ISO 7/1)

| CODE | De x Rp mm x inch | L1 mm | L2 mm | Z1 mm | Z2 mm | A mm | B mm | D mm |  |  | € |
|------------|----------------------|----------|----------|----------|----------|---------|---------|---------|---|---|---|
| 685102015G | 15 x 1/2" | 41,5 | 22,5 | 21,5 | 7 | 40 | 14 | 6,5 | 172 | 4 | - |
| 685102018G | 18 x 1/2" | 42 | 24 | 22 | 9 | 40 | 15 | 6,5 | 188 | 4 | - |
| 685304022G | 22 x 3/4" | 42 | 29 | 21 | 13 | 50 | 21 | 6,5 | 247 | 4 | - |

Certificazioni / Certifications

| | | | | |
|--|--|---|--------------------------|---------------|
| | | GIUNTI MECCANICI PER TUBOLATURE - MARINEPRES MECHANICAL JOINTS FOR PIPES - MARINEPRES | MAC - 067019CS/001 - 002 | Ø 15 - 108 mm |
| | | RACCORDI A PRESSARE IN CUPRONICHEL / CUPRONICKEL PRESSFITTINGS PRODOTTI E COMPONENTI UTILIZZATI A CONTATTO CON ACQUA POTABILE PRODUCT AND ELEMENTS IN CONTACT WITH DRINKING WATER | ICIM-CAP-009671-00 | Ø 15 - 108 mm |
| | | TUBE FITTINGS - MARINEPRES | TAP000007B | Ø 15 - 108 mm |
| | | PRESS FIT SYSTEM OF COMPRESSION TYPE FOR PIPING SYSTEMS | 15/20055 (E1) | Ø 15 - 108 mm |
| | | MARINEPRES PIPE PENETRATION (STANDARD FIRE TEST) Ø 15-108 MM | MED 1650183 | Ø 15 - 108 mm |
| | | PIPE COUPLING WITH O-RING SEAL MARINEPRES SYSTEM | 38059/A0 BV | Ø 15 - 108 mm |
| | | MARINEPRES, PIPING SYSTEM AND FITTING | 19-GE1920312-PDA | Ø 15 - 108 mm |
| | | MARINEPRES, MECHANICAL JOINTS | ML 20PTB00014 | Ø 15 - 108 mm |
| | | MARINEPRES PRESSFITTING SYSTEM | POCC IT.AM05.H05079 | Ø 15 - 108 mm |

Campi di applicazione / Fields of application



Riscaldamento
Heating



Raffrescamento
Cooling



Solare termico
Solar thermal



Aria compressa
Compressed air



Antincendio
Fire protection systems



Acque di processo
Process water



Scarichi
Waste water

MARINE PRES® O-ring FKM

Verde | Green | Grün | Vert | Verde

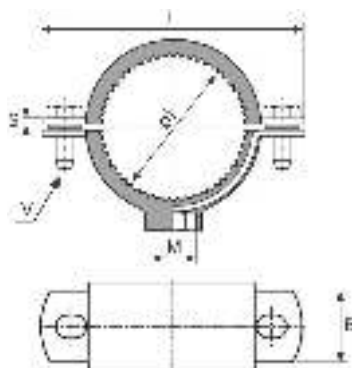


**616/000 CN**
≤54 B 90 91
76÷108 B 90 92
PER IMPIANTI NAVALI

- FOR SHIPYARD SECTOR
- FÜR SCHIFFSBEREICH
- POUR SECTEUR NAVAL
- PARA SECTOR NAVAL

NORM: DIN 86019**Mat. Nr.: CuNi10Fe1.6Mn L=6 m**

| CODE | Dimensions mm x mm | Ø int mm | L m | kg/m | Volume l/m | Minimum package m | €/m |
|-------------|-----------------------|-------------|--------|------|---------------|----------------------|-----|
| 616015000CN | 15 x 1,0 | 13 | 6 | 0,39 | 0,133 | 60 | - |
| 616018000CN | 18 x 1,0 | 16 | 6 | 0,48 | 0,201 | 60 | - |
| 616022000CN | 22 x 1,0 | 20 | 6 | 0,59 | 0,314 | 60 | - |
| 616028000CN | 28 x 1,5 | 25 | 6 | 1,12 | 0,491 | 30 | - |
| 616035000CN | 35 x 1,5 | 32 | 6 | 1,41 | 0,804 | 30 | - |
| 616042000CN | 42 x 1,5 | 39 | 6 | 1,71 | 1,194 | 30 | - |
| 616054000CN | 54 x 1,5 | 51 | 6 | 2,21 | 2,042 | 30 | - |
| 616076000CN | 76,1 x 2,0 | 72,1 | 6 | 4,16 | 4,08 | 6 | - |
| 616088000CN | 88,9 x 2,0 | 84,9 | 6 | 4,88 | 5,66 | 6 | - |
| 616108000CN | 108 x 2,5 | 103 | 6 | 7,41 | 8,332 | 6 | - |


 Conforme a
 Conform to
 Entsprechend
 Correspondant
 Conforme a la
DIN 4109**156/G****A 50 50****COLLARE GOMMA PER TUBO MARINEPRES**

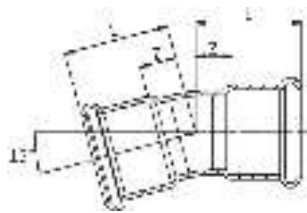
- CLAMP WITH RUBBER FOR MARINEPRES PIPE
- ROHRSCHELLE MIT GUMMIEINLAGE FÜR MARINEPRES ROHR
- COLLIER DE FIXATION GARNITURE ISOPHONIQUE POUR TUBE MARINEPRES
- ABRAZADERA ISOFÓNICA PARA TUBO MARINEPRES

MATERIAL: AISI 304 - 1.4301**VULCANIZED RUBBER:**
 EPDM [-20°
 C/+120° C]
 durezza/hardness
 55 Shore
NOTE: dado saldato con puntatura elettrica spot welded nut

| CODE | Øi mm | M | V mm | B mm | L mm | S mm | kg | | € |
|---------------|-----------|----------|----------|---------|---------|---------|-----|-----|---|
| 156150304G | 15 - 18 | M 8 | M 6 x 20 | 20 | 58 | 2,5 | 72 | 50* | - |
| 156308304G | 16 - 18 | M 8 | M 6 x 20 | 20 | 58 | 2,5 | 76 | 50* | - |
| 156102304G | 20 - 24 | M 8 | M 6 x 20 | 20 | 63,5 | 2,5 | 86 | 50* | - |
| 156304304G | 25 - 28 | M 8 | M 6 x 20 | 20 | 70 | 2,5 | 94 | 50* | - |
| 156100304G | 31 - 35 | M 8 | M 6 x 20 | 20 | 79 | 2,5 | 112 | 50* | - |
| 156114304G | 39 - 43 | M 8 | M 6 x 20 | 20 | 85 | 2,5 | 120 | 50* | - |
| 156112304G | 47 - 54 | M 8 | M 6 x 25 | 20 | 97 | 2,5 | 142 | 50* | - |
| 156212304G | 73 - 76,5 | M 10 | M 6 x 25 | 30 | 128 | 2,5 | 308 | 10* | - |
| 156300304G | 86 - 89 | M 10 | M 6 x 25 | 30 | 148 | 2,5 | 346 | 10* | - |
| 156108316G ** | 108 | M 8 / 10 | M 6 x 25 | 20 | 168 | 2 | 200 | 10* | - |

[*] unità minima di vendita / minimum selling quantity

 [**] Gomma staccabile - Detachable rubber - Abnehmbare Gummi - Caoutchouc amovible - Goma desmontable
 AISI 316 / 1.4401 (famiglia / family A 50 51)



681/150 CN




≤54 B 80 81
76÷108 B 80 82

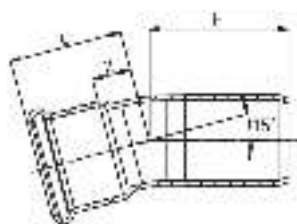
CURVA 15° FF

- 15° ELBOW FF
- BOGEN 15° II
- COUDE FF 15°
- CURVA 15° HH

MATERIAL: CuNi10Fe1.6Mn

O-RING: FKM verde - green - Grün
vert - verde

| CODE | De mm | L mm | Z mm |  g |  |  | € |
|--------------|----------|---------|---------|---|---|---|---|
| 681015150CN | 15 | 30 | 10 | 43 | 20 | 300 | - |
| 681022150CN | 22 | 33 | 12 | 72 | 20 | 100 | - |
| 681028150CN | 28 | 36 | 13 | 97 | 10 | 100 | - |
| 681035150CN | 35 | 37 | 11 | 140 | 10 | 60 | - |
| 681042150CN | 42 | 42 | 12 | 200 | 4 | 40 | - |
| 681054150CN | 54 | 49 | 13 | 302 | 2 | 20 | - |
| 681076150CNC | 76,1 | 87,5 | 32,5 | 863 | 2 | 2 | - |
| 681088150CNC | 88,9 | 100,5 | 40,5 | 1147 | 2 | 2 | - |
| 681108150CNC | 108 | 109,5 | 34,5 | 1567 | 2 | 2 | - |



681/151 CN




≤54 B 80 81
76÷108 B 80 82

CURVA 15° MF

- 15° ELBOW MF
- BOGEN 15° IA
- COUDE MF 15°
- CURVA 15° HM

MATERIAL: CuNi10Fe1.6Mn

O-RING: FKM verde - green - Grün
vert - verde

| CODE | De mm | L mm | H mm | Z mm |  g |  |  | € |
|--------------|----------|---------|---------|---------|---|---|---|---|
| 681015151CN | 15 | 30 | 40 | 10 | 42 | 20 | 300 | - |
| 681022151CN | 22 | 33 | 41 | 12 | 71 | 20 | 100 | - |
| 681028151CN | 28 | 36 | 43 | 13 | 101 | 10 | 100 | - |
| 681035151CN | 35 | 37 | 41 | 11 | 148 | 10 | 60 | - |
| 681042151CN | 42 | 42 | 55,5 | 12 | 183 | 4 | 40 | - |
| 681054151CN | 54 | 49 | 55 | 13 | 339 | 2 | 20 | - |
| 681076151CNC | 76,1 | 87,5 | 95,5 | 32,5 | 827 | 2 | 2 | - |
| 681088151CNC | 88,9 | 100,5 | 108,5 | 40,5 | 1100 | 2 | 2 | - |
| 681108151CNC | 108 | 109,5 | 118 | 34,5 | 1482 | 2 | 2 | - |

**681/300 CN**




≤54 B 80 81

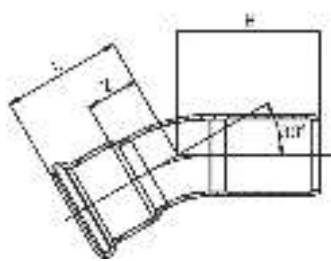
76÷108 B 80 82

CURVA 30° FF

- 30° ELBOW FF
- BOGEN 30° II
- COUDE FF 30°
- CURVA 30° HH

MATERIAL: CuNi10Fe1.6Mn**O-RING:** FKM verde - green - Grün
vert - verde

| CODE | De mm | L mm | Z mm |  |  |  | € |
|-------------|----------|---------|---------|---|---|---|---|
| 681015300CN | 15 | 33 | 13 | 43 | 20 | 300 | - |
| 681022300CN | 22 | 37 | 16 | 72 | 20 | 100 | - |
| 681028300CN | 28 | 41 | 18 | 97 | 10 | 100 | - |
| 681035300CN | 35 | 37 | 11 | 140 | 10 | 60 | - |
| 681042300CN | 42 | 44 | 14 | 200 | 4 | 40 | - |
| 681054300CN | 54 | 52 | 17 | 302 | 2 | 20 | - |
| 681076300CN | 76,1 | 100 | 55 | 1004 | 2 | 2 | - |
| 681088300CN | 88,9 | 115 | 64 | 1394 | 2 | 2 | - |
| 681108300CN | 108 | 127 | 68 | 1896 | 2 | 2 | - |

**681/301 CN**




≤54 B 80 81

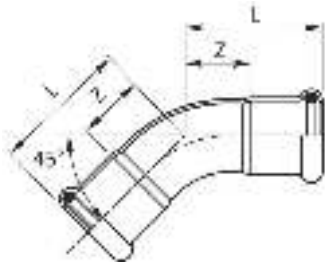
76÷108 B 80 82

CURVA 30° MF

- 30° ELBOW MF
- BOGEN 30° IA
- COUDE MF 30°
- CURVA 30° HM

MATERIAL: CuNi10Fe1.6Mn**O-RING:** FKM verde - green - Grün
vert - verde

| CODE | De mm | L mm | H mm | Z mm |  |  |  | € |
|-------------|----------|---------|---------|---------|---|---|---|---|
| 681015301CN | 15 | 33 | 43 | 13 | 42 | 20 | 300 | - |
| 681022301CN | 22 | 37 | 46 | 16 | 71 | 20 | 100 | - |
| 681028301CN | 28 | 41 | 48 | 18 | 101 | 10 | 100 | - |
| 681035301CN | 35 | 37 | 46 | 11 | 148 | 10 | 60 | - |
| 681042301CN | 42 | 44 | 54 | 14 | 208 | 4 | 40 | - |
| 681054301CN | 54 | 52 | 63 | 17 | 339 | 2 | 20 | - |
| 681076301CN | 76,1 | 100 | 108 | 55 | 1004 | 2 | 2 | - |
| 681088301CN | 88,9 | 115 | 123 | 64 | 1394 | 2 | 2 | - |
| 681108301CN | 108 | 127 | 136 | 68 | 1896 | 2 | 2 | - |



681/450 CN

≤54 B 80 81

76÷108 B 80 82

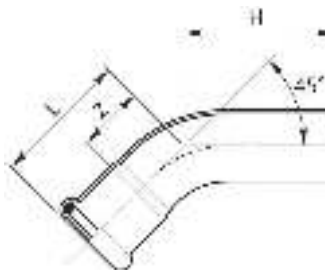
CURVA 45° FF

- 45° ELBOW FF
- BOGEN 45° II
- COUDE FF 45°
- CURVA 45° HH

MATERIAL: CuNi10Fe1.6Mn

O-RING: FKM verde - green - Grün
vert - verde

| CODE | De mm | L mm | Z mm | g | | | € |
|-------------|----------|---------|---------|------|----|-----|---|
| 681015450CN | 15 | 27,5 | 7,5 | 43 | 20 | 300 | - |
| 681018450CN | 18 | 29,5 | 9,5 | 54 | 20 | 300 | - |
| 681022450CN | 22 | 32 | 11 | 72 | 20 | 100 | - |
| 681028450CN | 28 | 37 | 14 | 97 | 10 | 100 | - |
| 681035450CN | 35 | 43,5 | 17,5 | 140 | 10 | 60 | - |
| 681042450CN | 42 | 51 | 21 | 200 | 4 | 40 | - |
| 681054450CN | 54 | 62 | 26,5 | 302 | 2 | 20 | - |
| 681076450CN | 76,1 | 133 | 78 | 1004 | 2 | 2 | - |
| 681088450CN | 88,9 | 144,5 | 84,5 | 1394 | 2 | 2 | - |
| 681108450CN | 108 | 169 | 94 | 1896 | 2 | 2 | - |



681/451 CN

≤54 B 80 81

76÷108 B 80 82

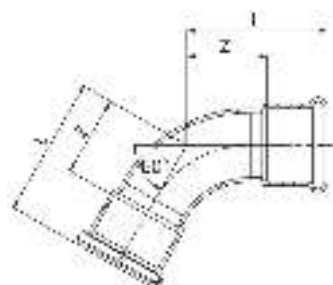
CURVA 45° MF

- 45° ELBOW MF
- BOGEN 45° IA
- COUDE MF 45°
- CURVA 45° HM

MATERIAL: CuNi10Fe1.6Mn

O-RING: FKM verde - green - Grün
vert - verde

| CODE | De mm | L mm | H mm | Z mm | g | | € | |
|-------------|----------|---------|---------|---------|------|----|-----|---|
| 681015451CN | 15 | 27,5 | 39,5 | 7,5 | 42 | 20 | 300 | - |
| 681018451CN | 18 | 29,5 | 36 | 9,5 | 54 | 20 | 300 | - |
| 681022451CN | 22 | 32 | 42 | 11 | 71 | 20 | 100 | - |
| 681028451CN | 28 | 37 | 46 | 14 | 101 | 10 | 100 | - |
| 681035451CN | 35 | 43,5 | 57,5 | 17,5 | 148 | 10 | 60 | - |
| 681042451CN | 42 | 51 | 72 | 21 | 208 | 4 | 40 | - |
| 681054451CN | 54 | 62 | 82 | 26,5 | 339 | 2 | 20 | - |
| 681076451CN | 76,1 | 133 | 149 | 78 | 1004 | 2 | 2 | - |
| 681088451CN | 88,9 | 144,5 | 159,5 | 84,5 | 1394 | 2 | 2 | - |
| 681108451CN | 108 | 169 | 184 | 94 | 1896 | 2 | 2 | - |

**681/600 CN**




≤54 B 80 81

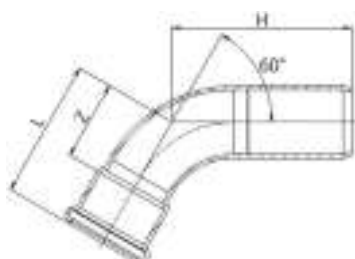
76÷108 B 80 82

CURVA 60° FF

- 60° ELBOW FF
- BOGEN 60° II
- COUDE FF 60°
- CURVA 60° HH

MATERIAL: CuNi10Fe1.6Mn**O-RING:** FKM verde - green - Grün
vert - verde

| CODE | De mm | L mm | Z mm |  |  |  | € |
|-------------|----------|---------|---------|---|---|---|---|
| 681028600CN | 28 | 42 | 19 | 109 | 10 | 50 | - |
| 681035600CN | 35 | 71 | 44 | 140 | 5 | 50 | - |
| 681042600CN | 42 | 82 | 50 | 200 | 2 | 30 | - |
| 681054600CN | 54 | 82 | 44 | 348 | 2 | 18 | - |
| 681076600CN | 76,1 | 146,5 | 91,5 | 1311 | 2 | 2 | - |
| 681088600CN | 88,9 | 162 | 102 | 1687 | 2 | 2 | - |
| 681108600CN | 108 | 1190 | 115 | 2440 | 2 | 2 | - |

**681/601 CN**




≤54 B 80 81

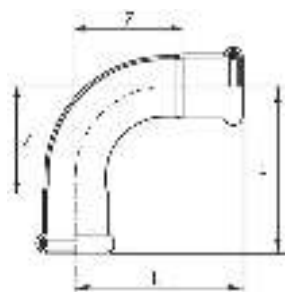
76÷108 B 80 82

CURVA 60° MF

- 60° ELBOW MF
- BOGEN 60° IA
- COUDE MF 60°
- CURVA 60° HM

MATERIAL: CuNi10Fe1.6Mn**O-RING:** FKM verde - green - Grün
vert - verde

| CODE | De mm | L mm | H mm | Z mm |  |  |  | € |
|-------------|----------|---------|---------|---------|--|---|---|---|
| 681035601CN | 35 | 71 | 74 | 50 | 148 | 5 | 50 | - |
| 681042601CN | 42 | 82 | 86 | 50 | 208 | 2 | 30 | - |
| 681054601CN | 54 | 82 | 89 | 45 | 339 | 2 | 18 | - |
| 681076601CN | 76,1 | 146,5 | 164 | 91,5 | 1313 | 2 | 2 | - |
| 681088601CN | 88,9 | 162 | 177 | 102 | 1674 | 2 | 2 | - |
| 681108601CN | 108 | 190 | 205 | 115 | 2392 | 2 | 2 | - |



681/900 CN

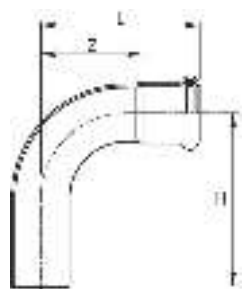
≤54 B 80 81
76÷108 B 80 82

CURVA 90° FF

- 90° ELBOW FF
- BOGEN 90° II
- COUDE FF 90°
- CURVA 90° HH

MATERIAL: CuNi10Fe1.6Mn
O-RING: FKM verde - green - Grün
vert - verde

| CODE | De mm | L mm | Z mm | | | | € |
|-------------|-------|------|------|------|----|-----|---|
| 681015900CN | 15 | 38 | 18 | 51 | 20 | 300 | - |
| 681018900CN | 18 | 41,5 | 21,5 | 64 | 20 | 200 | - |
| 681022900CN | 22 | 47 | 26 | 88 | 10 | 100 | - |
| 681028900CN | 28 | 56 | 33 | 124 | 10 | 50 | - |
| 681035900CN | 35 | 68 | 42 | 185 | 5 | 50 | - |
| 681042900CN | 42 | 80 | 50 | 253 | 2 | 30 | - |
| 681054900CN | 54 | 100 | 65 | 427 | 2 | 18 | - |
| 681076900CN | 76,1 | 160 | 105 | 1283 | 2 | 2 | - |
| 681088900CN | 88,9 | 182 | 122 | 1762 | 2 | 2 | - |
| 681108900CN | 108 | 220 | 145 | 2509 | 2 | 2 | - |



681/901 CN

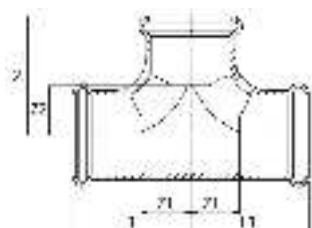
≤54 B 80 81
76÷108 B 80 82

CURVA 90° MF

- 90° ELBOW MF
- BOGEN 90° IA
- COUDE MF 90°
- CURVA 90° HM

MATERIAL: CuNi10Fe1.6Mn
O-RING: FKM verde - green - Grün
vert - verde

| CODE | De mm | L mm | H mm | Z mm | | | | € |
|-------------|-------|------|------|------|------|----|-----|---|
| 681015901CN | 15 | 38 | 48 | 18 | 51 | 20 | 300 | - |
| 681018901CN | 18 | 41,5 | 48,5 | 21,5 | 64 | 20 | 200 | - |
| 681022901CN | 22 | 47 | 57 | 26 | 88 | 10 | 100 | - |
| 681028901CN | 28 | 56 | 64 | 33 | 124 | 10 | 50 | - |
| 681035901CN | 35 | 68 | 82 | 42 | 191 | 5 | 50 | - |
| 681042901CN | 42 | 80 | 101 | 50 | 268 | 2 | 30 | - |
| 681054901CN | 54 | 100 | 120 | 65 | 422 | 2 | 18 | - |
| 681076901CN | 76,1 | 160 | 177 | 105 | 1283 | 2 | 2 | - |
| 681088901CN | 88,9 | 182 | 197 | 122 | 1762 | 2 | 2 | - |
| 681108901CN | 108 | 220 | 233 | 145 | 2509 | 2 | 2 | - |

**682 CN**

≤54 B 80 81

76÷108 B 80 82

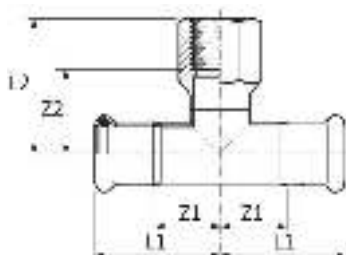
"T"

- EQUAL TEE
- T-STÜCK
- TÉ ÉGAL
- TE IGUAL HHH

MATERIAL: CuNi10Fe1.6Mn**O-RING:** FKM verde - green - Grün
vert - verde

| CODE | De mm | L1 mm | L2 mm | Z1 mm | Z2 mm | | | | € |
|--------------|----------|----------|----------|----------|----------|------|----|-----|---|
| 682015000CN* | 15 | 32 | 32 | 10,5 | 10,5 | 77 | 20 | 200 | - |
| 682018000CN* | 18 | 34 | 34 | 12,5 | 12,5 | 95 | 20 | 100 | - |
| 682022000CN* | 22 | 37 | 37 | 14,5 | 14,5 | 124 | 10 | 100 | - |
| 682028000CN* | 28 | 42 | 42 | 17,5 | 17,5 | 175 | 10 | 50 | - |
| 682035000CN* | 35 | 50 | 50 | 22,5 | 22,5 | 252 | 4 | 32 | - |
| 682042000CN* | 42 | 57 | 57 | 25,5 | 25,5 | 343 | 4 | 20 | - |
| 682054000CN* | 54 | 69 | 69 | 32,5 | 32,5 | 520 | 2 | 12 | - |
| 682076000CN | 76,1 | 108 | 117,5 | 53 | 62,5 | 1422 | 2 | 2 | - |
| 682088000CN | 88,9 | 131,5 | 134,5 | 71,5 | 71,5 | 1712 | 2 | 2 | - |
| 682108000CN | 108 | 155 | 160 | 80 | 85 | 2359 | 2 | 2 | - |

(*) idroformato - hydroformed - hydrogeformt - hydroformé - hidroformado

**689 CN**

≤54 B 80 81

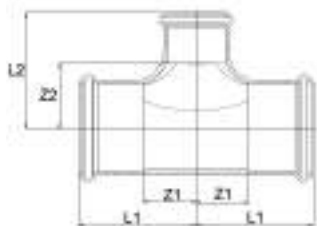
76÷108 B 80 82

**"T" CON
DERIVAZIONE FILETTO F**

- BRANCH TEE FEMALE BSP OUTLET
- T-STÜCK MIT ABGANG IG
- TÉ MIXTE AVEC FILETAGE F
- TE HEMBRA ROSCADA

MATERIAL: CuNi10Fe1.6Mn**O-RING:** FKM verde - green - Grün
vert - verde**THREAD:** EN 10226-1 (ex ISO 7/1)

| CODE | De x Rp x De mm x inch x mm | L1 mm | L2 mm | Z1 mm | Z2 mm | | | | € |
|-------------|--------------------------------|----------|----------|----------|----------|------|----|-----|---|
| 689102015CN | 15 x 1/2" x 15 | 34,5 | 40 | 13,5 | 25 | 100 | 20 | 100 | - |
| 689102018CN | 18 x 1/2" x 18 | 36,5 | 41,5 | 16,5 | 26,5 | 121 | 20 | 100 | - |
| 689102022CN | 22 x 1/2" x 22 | 39,5 | 44 | 18 | 29 | 154 | 10 | 100 | - |
| 689304022CN | 22 x 3/4" x 22 | 39,5 | 47 | 18 | 30,5 | 159 | 10 | 100 | - |
| 689102028CN | 28 x 1/2" x 28 | 44 | 46,5 | 21 | 31,5 | 188 | 10 | 50 | - |
| 689304028CN | 28 x 3/4" x 28 | 44 | 49,5 | 21 | 33 | 206 | 10 | 50 | - |
| 689102035CN | 35 x 1/2" x 35 | 51 | 50 | 25,5 | 35 | 220 | 5 | 50 | - |
| 689304035CN | 35 x 3/4" x 35 | 51 | 53 | 25,5 | 36,5 | 229 | 5 | 40 | - |
| 689102042CN | 42 x 1/2" x 42 | 58,5 | 54 | 28,5 | 39 | 302 | 4 | 32 | - |
| 689304042CN | 42 x 3/4" x 42 | 58,5 | 56,5 | 28,5 | 40 | 309 | 4 | 32 | - |
| 689102054CN | 54 x 1/2" x 54 | 69,5 | 61 | 34 | 46 | 420 | 2 | 14 | - |
| 689304054CN | 54 x 3/4" x 54 | 69,5 | 64 | 34 | 47,5 | 436 | 2 | 14 | - |
| 689304076CN | 76,1 x 3/4" x 76,1 | 108 | 76 | 53 | 59,5 | 1160 | 2 | 2 | - |
| 689304088CN | 88,9 x 3/4" x 88,9 | 131,5 | 83,5 | 71,5 | 67 | 1400 | 2 | 2 | - |
| 689304108CN | 108 x 3/4" x 108 | 155 | 93 | 80 | 76,5 | 1896 | 2 | 2 | - |



692 CN




≤54 B 80 81
76÷108 B 80 82

“T” RIDOTTO

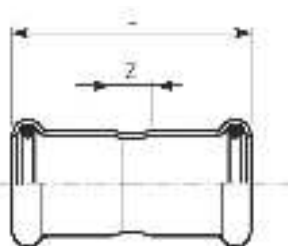
- REDUCING TEE
- T-STÜCK MIT REDUZIERTEM ABGANG
- TÉ RÉDUIT
- TE REDUCIDA HHH

MATERIAL: CuNi10Fe1.6Mn

O-RING: FKM verde - green - Grün
vert - verde

| CODE | De mm | L1 mm | L2 mm | Z1 mm | Z2 mm |  |  |  | € |
|--------------|------------------|-------|-------|-------|-------|---|---|---|---|
| 692018015CN* | 18 x 15 x 18 | 34 | 35 | 12,5 | 13,5 | 89 | 20 | 100 | - |
| 692022015CN* | 22 x 15 x 22 | 37 | 38 | 16 | 18 | 118 | 10 | 100 | - |
| 692028015CN* | 28 x 15 x 28 | 42 | 40,5 | 17,5 | 19 | 157 | 10 | 50 | - |
| 692028018CN* | 28 x 18 x 28 | 42 | 40,5 | 17,5 | 19 | 162 | 10 | 50 | - |
| 692028022CN* | 28 x 22 x 28 | 42 | 41 | 17,5 | 20 | 166 | 10 | 50 | - |
| 692035015CN | 35 x 15 x 35 | 51 | 49 | 25 | 29 | 176 | 5 | 50 | - |
| 692035022CN | 35 x 22 x 35 | 51 | 50,5 | 25 | 29,5 | 186 | 5 | 50 | - |
| 692035028CN | 35 x 28 x 35 | 51 | 53,5 | 25 | 30,5 | 191 | 5 | 35 | - |
| 692042022CN | 42 x 22 x 42 | 58,5 | 54 | 28 | 33 | 264 | 4 | 20 | - |
| 692042028CN | 42 x 28 x 42 | 58,5 | 57 | 28 | 34 | 261 | 4 | 20 | - |
| 692042035CN | 42 x 35 x 42 | 58,5 | 61 | 28 | 35 | 303 | 4 | 20 | - |
| 692054022CN | 54 x 22 x 54 | 69,5 | 61,5 | 34 | 40,5 | 368 | 2 | 16 | - |
| 692054028CN | 54 x 28 x 54 | 69,5 | 65,5 | 34 | 41,5 | 385 | 2 | 16 | - |
| 692054035CN | 54 x 35 x 54 | 69,5 | 68,5 | 34 | 42,5 | 403 | 2 | 16 | - |
| 692054042CN | 54 x 42 x 54 | 69,5 | 72 | 34 | 42 | 419 | 2 | 16 | - |
| 692076022CN | 76,1 x 22 x 76,1 | 108 | 72,5 | 52 | 52,5 | 1110 | 2 | 2 | - |
| 692076028CN | 76,1 x 28 x 76,1 | 108 | 77 | 52 | 54 | 1132 | 2 | 2 | - |
| 692076035CN | 76,1 x 35 x 76,1 | 108 | 80 | 52 | 54 | 1143 | 2 | 2 | - |
| 692076042CN | 76,1 x 42 x 76,1 | 108 | 84 | 52 | 54 | 1165 | 2 | 2 | - |
| 692076054CN | 76,1 x 54 x 76,1 | 108 | 90 | 52 | 55 | 1188 | 2 | 2 | - |
| 692088022CN | 88,9 x 22 x 88,9 | 132 | 81 | 72 | 60 | 1361 | 2 | 2 | - |
| 692088028CN | 88,9 x 28 x 88,9 | 132 | 84 | 72 | 61 | 1366 | 2 | 2 | - |
| 692088035CN | 88,9 x 35 x 88,9 | 132 | 88 | 72 | 62 | 1389 | 2 | 2 | - |
| 692088042CN | 88,9 x 42 x 88,9 | 132 | 91 | 72 | 61 | 1400 | 2 | 2 | - |
| 692088054CN | 88,9 x 54 x 88,9 | 132 | 97 | 72 | 62 | 1428 | 2 | 2 | - |
| 692088076CN | 88,9 x 76 x 88,9 | 132 | 125 | 72 | 70 | 1656 | 2 | 2 | - |
| 692108022CN | 108 x 22 x 108 | 155 | 91 | 74 | 70 | 1857 | 2 | 2 | - |
| 692108028CN | 108 x 28 x 108 | 155 | 94 | 74 | 71 | 1863 | 2 | 2 | - |
| 692108035CN | 108 x 35 x 108 | 155 | 97 | 74 | 71 | 1980 | 2 | 2 | - |
| 692108042CN | 108 x 42 x 108 | 155 | 101 | 74 | 71 | 2080 | 2 | 2 | - |
| 692108054CN | 108 x 54 x 108 | 155 | 107 | 74 | 72 | 2147 | 2 | 2 | - |
| 692108076CN | 108 x 76,1 x 108 | 155 | 135 | 74 | 80 | 2153 | 2 | 2 | - |
| 692108088CN | 108 x 88,9 x 108 | 155 | 141 | 74 | 81 | 2192 | 2 | 2 | - |

[*] idroformato - hydroformed - hydrogeformt - hydroformé - hidroformado

**683/000 CN**




≤54 B 80 81

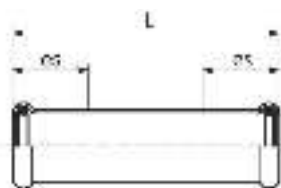
76÷108 B 80 82

MANICOTTO

- COUPLING
- MUFFE
- MANCHON
- MANGUITO HH

MATERIAL: CuNi10Fe1.6Mn**O-RING:** FKM verde - green - Grün
vert - verde

| CODE | De mm | L mm | Z mm |  |  |  | € |
|-------------|----------|---------|---------|---|---|---|---|
| 683015000CN | 15 | 49 | 9 | 39 | 20 | 500 | - |
| 683018000CN | 18 | 50 | 10 | 47 | 20 | 300 | - |
| 683022000CN | 22 | 52,5 | 10,5 | 60 | 20 | 200 | - |
| 683028000CN | 28 | 56 | 10 | 79 | 10 | 150 | - |
| 683035000CN | 35 | 62,5 | 10,5 | 108 | 10 | 100 | - |
| 683042000CN | 42 | 72 | 12 | 152 | 4 | 60 | - |
| 683054000CN | 54 | 83 | 12 | 221 | 2 | 24 | - |
| 683076000CN | 76,1 | 142 | 32 | 708 | 4 | 4 | - |
| 683088000CN | 88,9 | 165,5 | 45,5 | 853 | 4 | 4 | - |
| 683108000CN | 108 | 203 | 53 | 1305 | 2 | 2 | - |

**683/001 CN**




≤54 B 80 81

76÷108 B 80 82

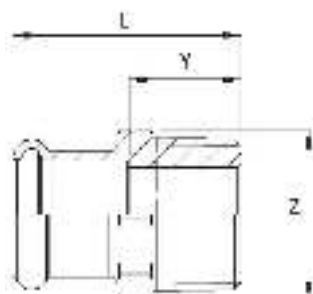
**MANICOTTO
PASSANTE**

- SLIP COUPLING
- SCHIEBEMUFFE
- MANCHON LONG
- MANGUITO SIN TOPE

MATERIAL: CuNi10Fe1.6Mn**O-RING:** FKM verde - green - Grün
vert - verde

| CODE | De mm | L mm | es mm |  |  |  | € |
|-------------|----------|---------|----------|---|---|---|---|
| 683015001CN | 15 | 67,5 | 25 | 54 | 20 | 200 | - |
| 683018001CN | 18 | 71 | 25 | 66 | 20 | 200 | - |
| 683022001CN | 22 | 77 | 25 | 86 | 10 | 100 | - |
| 683028001CN | 28 | 88 | 30 | 123 | 10 | 50 | - |
| 683035001CN | 35 | 101,5 | 30 | 171 | 4 | 40 | - |
| 683042001CN | 42 | 117 | 40 | 243 | 2 | 40 | - |
| 683054001CN | 54 | 138 | 40 | 358 | 2 | 20 | - |
| 683076001CN | 76,1 | 225 | 60 | 1105 | 2 | 2 | - |
| 683088001CN | 88,9 | 258 | 70 | 1468 | 2 | 2 | - |
| 683108001CN | 108 | 305 | 80 | 2135 | 2 | 2 | - |

B 80 81



687 CN

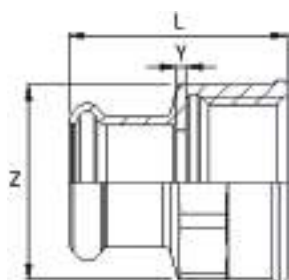
MANICOTTO MISTO FILETTO M

- MALE ADAPTER
- ÜBERGANGSSTÜCK MIT AG
- RACCORD AVEC FILETAGE MALE
- UNIÓN MACHO

MATERIAL: CuNi10Fe1.6Mn
O-RING: FKM verde - green - Grün
 vert - verde
THREAD: EN 10226-1 (ex ISO 7/1)

| CODE | De x R mm x inch | L mm | Z mm | Y mm | g | | | € |
|-------------|---------------------|---------|---------|---------|-----|----|-----|---|
| 687102015CN | 15 x 1/2" | 36 | 24 | 16 | 58 | 20 | 300 | - |
| 687102018CN | 18 x 1/2" | 37 | 27 | 17 | 58 | 20 | 300 | - |
| 687304018CN | 18 x 3/4" | 38 | 30 | 18 | 73 | 20 | 200 | - |
| 687102022CN | 22 x 1/2" | 38 | 32 | 17 | 72 | 10 | 200 | - |
| 687304022CN | 22 x 3/4" | 39 | 32 | 18 | 80 | 10 | 200 | - |
| 687100028CN | 28 x 1" | 44,5 | 38 | 21,5 | 121 | 10 | 100 | - |
| 687114035CN | 35 x 1 1/4" | 50 | 46 | 24 | 199 | 5 | 50 | - |
| 687112042CN | 42 x 1 1/2" | 54 | 54 | 24 | 244 | 4 | 40 | - |
| 687200054CN | 54 x 2" | 63,5 | 70 | 27,5 | 406 | 4 | 32 | - |

B 80 81



690 CN

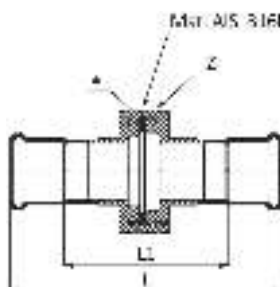
MANICOTTO MISTO FILETTO F

- FEMALE ADAPTER
- ÜBERGANGSSTÜCK MIT IG
- RACCORD AVEC FILETAGE FEMELLE
- UNIÓN HEMBRA

MATERIAL: CuNi10Fe1.6Mn
O-RING: FKM verde - green - Grün
 vert - verde
THREAD: EN 10226-1 (ex ISO 7/1)

| CODE | De x Rp mm x inch | L mm | Z mm | Y mm | g | | | € |
|-------------|----------------------|---------|---------|---------|-----|----|-----|---|
| 690102015CN | 15 x 1/2" | 36 | 30 | 2 | 70 | 20 | 300 | - |
| 690102018CN | 18 x 1/2" | 37 | 30 | 2 | 74 | 20 | 300 | - |
| 690304018CN | 18 x 3/4" | 39 | 34 | 2 | 90 | 10 | 200 | - |
| 690102022CN | 22 x 1/2" | 36 | 32 | 1 | 80 | 20 | 200 | - |
| 690304022CN | 22 x 3/4" | 39 | 34 | 1,5 | 87 | 10 | 100 | - |
| 690102028CN | 28 x 1/2" | 39 | 38 | 1 | 115 | 10 | 100 | - |
| 690100028CN | 28 x 1" | 45 | 43 | 2,5 | 148 | 10 | 100 | - |
| 690114035CN | 35 x 1 1/4" | 50 | 50 | 2 | 192 | 5 | 50 | - |
| 690112042CN | 42 x 1 1/2" | 54 | 60 | 2 | 272 | 4 | 40 | - |
| 690200054CN | 54 x 2" | 65 | 70 | 3 | 399 | 4 | 20 | - |

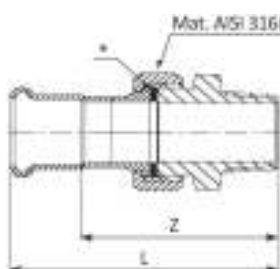
B 80 81

**684/001 CN****BOCCHETTONE A SEDE PIANA**

- FLAT FACED UNION
- DURCHGANGSVERSCHRAUBUNG MIT PRESSENDEN FLACHDICHTEND
- ÉLÉMENT DE TRANSITION FILTÉ PLAT AVEC MANCHONS DES 2 CÔTES
- RÁCOR 3 PIEZAS PLANO

MATERIAL: CuNi10Fe1.6Mn**O-RING:** FKM verde - green - Grün
vert - verde**GASKET:** [*]: FKM verde - green - Grün
vert - verde

| CODE | De mm | L mm | L1 mm | Z mm | Gasket mm | | | | € |
|-------------|----------|---------|----------|---------|---------------|------|----|-----|---|
| 684015001CN | 15 | 96 | 56 | 18 | 24x14 thk 3 | 146 | 10 | 100 | - |
| 684018001CN | 18 | 97 | 57 | 20 | 30x20 thk 3 | 187 | 10 | 100 | - |
| 684022001CN | 22 | 100 | 58 | 24 | 30x20 thk 3 | 194 | 10 | 50 | - |
| 684028001CN | 28 | 117 | 71 | 32 | 47,5x37 thk 3 | 450 | 5 | 25 | - |
| 684035001CN | 35 | 127 | 75 | 41 | 56x42 thk 3 | 617 | 4 | 20 | - |
| 684042001CN | 42 | 140 | 80 | 46 | 66x56 thk 3 | 797 | 2 | 20 | - |
| 684054001CN | 54 | 152 | 82 | 60 | 79,5x69 thk 3 | 1176 | 2 | 10 | - |

**684/002 CN****BOCCHETTONE SEDE PIANA FILETTO M**

- STRAIGHT MALE UNION CONNECTOR
- DURCHGANGSVERSCHRAUBUNG MIT AUSSENGEWINDE
- RACCORD UNION FILETÉ
- RÁCOR 3 PIEZAS ROSCADO MACHO

MATERIAL: CuNi10Fe1.6Mn**O-RING:** FKM verde - green - Grün
vert - verde**GASKET:** [*]: FKM verde - green - Grün
vert - verde**THREAD:** EN 10226-1 (ex ISO 7/1)

| CODE | De x R mm x inch | L mm | Z mm | Gasket mm | | | | € |
|-------------|---------------------|---------|---------|-----------------|-----|---|-----|---|
| 684015002CN | 15 x 1/2" | 76 | 56 | 24x14 thk 3 | 142 | 2 | 160 | - |
| 684018002CN | 18 x 1/2" | 76 | 56 | 24x14 thk 3 | 144 | 2 | 160 | - |
| 684022002CN | 22 x 3/4" | 80 | 59 | 30x20 thk 3 | 202 | 2 | 100 | - |
| 684028002CN | 28 x 1" | 90 | 67 | 39x27 thk 3 | 364 | 2 | 60 | - |
| 684035002CN | 35 x 1 1/4" | 100 | 74 | 44,5x34 thk 3 | 540 | 2 | 40 | - |
| 684042002CN | 42 x 1 1/2" | 104 | 74 | 50,5x40 thk 3 | 563 | 2 | 30 | - |
| 684054002CN | 54 x 2" | 118 | 83 | 65,5x53,5 thk 3 | 823 | 2 | 20 | - |

B 80 81

684/003 CN

BOCCHETTONE SEDE PIANA FILETTO F

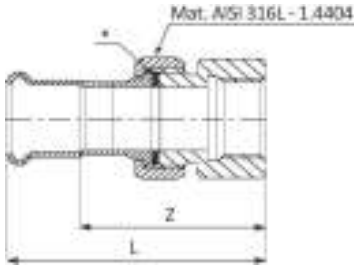
- STRAIGHT FEMALE UNION CONNECTOR
- DURCHGANGSVERSCHRAUBUNG MIT INNENGEWINDE
- RACCORD UNION TARAUDÉ
- RÁCOR 3 PIEZAS HEMBRA

MATERIAL: CuNi10Fe1.6Mn

O-RING: FKM verde - green - Grün
vert - verde

GASKET: [*]: FKM verde - green - Grün
vert - verde

THREAD: EN 10226-1 (ex ISO 7/1)



| CODE | De x Rp mm x inch | L mm | Z mm | Gasket mm | | | | € |
|-------------|----------------------|---------|---------|-----------------|------|---|-----|---|
| 684015003CN | 15 x 1/2" | 70 | 50 | 24x14 thk 3 | 140 | 2 | 160 | - |
| 684018003CN | 18 x 1/2" | 71 | 51 | 24x14 thk 3 | 145 | 2 | 140 | - |
| 684022003CN | 22 x 3/4" | 75 | 54 | 30x20 thk 3 | 213 | 2 | 100 | - |
| 684028003CN | 28 x 1" | 83 | 60 | 39x27 thk 3 | 404 | 2 | 60 | - |
| 684035003CN | 35 x 1 1/4" | 92 | 66 | 44,5x34 thk 3 | 486 | 2 | 30 | - |
| 684042003CN | 42 x 1 1/2" | 96 | 66 | 50,5x40 thk 3 | 536 | 2 | 30 | - |
| 684054003CN | 54 x 2" | 116 | 81 | 65,5x53,5 thk 3 | 1091 | 2 | 20 | - |

≤54 B 80 81

76÷108 B 80 82

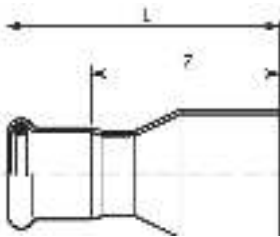
691 CN

RIDUZIONE MF

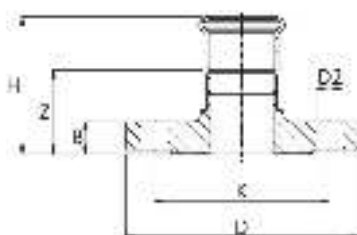
- REDUCER
- REDUZIERSTÜCK
- REDUCTION
- REDUCCIÓN MH

MATERIAL: CuNi10Fe1.6Mn

O-RING: FKM verde - green - Grün
vert - verde



| CODE | De mm | L mm | Z mm | | | | € |
|-------------|-------------|---------|---------|------|----|-----|---|
| 691018015CN | 18 x 15 | 57 | 37 | 43 | 20 | 500 | - |
| 691022015CN | 22 x 15 | 64 | 44 | 54 | 20 | 400 | - |
| 691022018CN | 22 x 18 | 60 | 40 | 54 | 20 | 300 | - |
| 691028015CN | 28 x 15 | 76,5 | 56,5 | 73 | 20 | 200 | - |
| 691028022CN | 28 x 22 | 65 | 44 | 74 | 20 | 200 | - |
| 691035022CN | 35 x 22 | 70 | 49 | 91 | 10 | 100 | - |
| 691035028CN | 35 x 28 | 71 | 48 | 101 | 10 | 100 | - |
| 691042022CN | 42 x 22 | 97 | 76 | 140 | 4 | 80 | - |
| 691042028CN | 42 x 28 | 93 | 70 | 145 | 4 | 80 | - |
| 691042035CN | 42 x 35 | 81 | 55 | 139 | 4 | 40 | - |
| 691054028CN | 54 x 28 | 108,5 | 85,5 | 204 | 4 | 40 | - |
| 691054035CN | 54 x 35 | 108 | 82 | 215 | 4 | 40 | - |
| 691054042CN | 54 x 42 | 97,5 | 67,5 | 216 | 4 | 32 | - |
| 691076042CN | 76,1 x 42 | 141 | 111 | 489 | 4 | 4 | - |
| 691076054CN | 76,1 x 54 | 158 | 123 | 593 | 4 | 4 | - |
| 691088054CN | 88,9 x 54 | 176 | 141 | 763 | 4 | 4 | - |
| 691088076CN | 88,9 x 76,1 | 184 | 129 | 902 | 4 | 4 | - |
| 691108054CN | 108 x 54 | 204 | 168 | 1067 | 2 | 2 | - |
| 691108076CN | 108 x 76,1 | 206 | 151 | 1126 | 2 | 2 | - |
| 691108088CN | 108 x 88,9 | 207 | 147 | 1229 | 2 | 2 | - |

**693/002 CN**

≤54 B 80 81

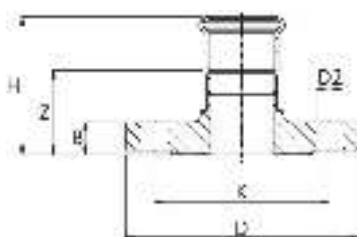
76÷108 B 80 82

**MANICOTTO
FLANGIATO**

- ADAPTOR FLANGE
- ÜBERGANGSFLANSCH
- BRIDE DE RACCORDEMENT
- BRIDA ADAPTADOR

MATERIAL: CuNi10Fe1.6Mn**O-RING:** FKM verde - green - Grün
vert - verde**PN 6**

| CODE | De mm | DN flg | H mm | Z mm | B mm | D mm | D2 mm | Holes Nr. | K mm | | | | € |
|-------------|----------|--------|---------|---------|---------|---------|----------|-----------|---------|------|---|----|---|
| 693015002CN | 15 | 15 | 53 | 33 | 12 | 80 | 11 | 4 | 55 | 452 | 2 | 20 | - |
| 693018002CN | 18 | 15 | 53,5 | 33,5 | 12 | 80 | 11 | 4 | 55 | 452 | 2 | 20 | - |
| 693022002CN | 22 | 20 | 56,5 | 35,5 | 14 | 90 | 11 | 4 | 65 | 680 | 2 | 14 | - |
| 693028002CN | 28 | 25 | 59,5 | 36,5 | 14 | 100 | 11 | 4 | 75 | 843 | 2 | 10 | - |
| 693035002CN | 35 | 32 | 63 | 37 | 14 | 120 | 14 | 4 | 90 | 1206 | 2 | 6 | - |
| 693042002CN | 42 | 40 | 67 | 37 | 14 | 130 | 14 | 4 | 100 | 1324 | 2 | 6 | - |
| 693054002CN | 54 | 50 | 74 | 38 | 14 | 140 | 14 | 4 | 110 | 1505 | 2 | 4 | - |
| 693076002CN | 76,1 | 65 | 101 | 45,5 | 14 | 160 | 14 | 4 | 130 | 2086 | 2 | 2 | - |
| 693088002CN | 88,9 | 80 | 112 | 52 | 16 | 190 | 18 | 4 | 150 | 3253 | 2 | 2 | - |
| 693108002CN | 108 | 100 | 128 | 53 | 16 | 210 | 18 | 4 | 170 | 3924 | 2 | 2 | - |

**693/000 CN**

≤54 B 80 81


76÷108 B 80 82

**MANICOTTO
FLANGIATO**

- ADAPTOR FLANGE
- ÜBERGANGSFLANSCH
- BRIDE DE RACCORDEMENT
- BRIDA ADAPTADOR

MATERIAL: CuNi10Fe1.6Mn**O-RING:** FKM verde - green - Grün
vert - verde**PN 16**

| CODE | De mm | DN flg | H mm | Z mm | B mm | D mm | D2 mm | Holes Nr. | K mm | | | | € |
|-------------|----------|--------|---------|---------|---------|---------|----------|-----------|---------|------|---|----|---|
| 693015000CN | 15 | 15 | 55 | 35 | 14 | 95 | 14 | 4 | 65 | 735 | 2 | 20 | - |
| 693018000CN | 18 | 15 | 55,5 | 35,5 | 14 | 95 | 14 | 4 | 65 | 735 | 2 | 20 | - |
| 693022000CN | 22 | 20 | 58,5 | 37,5 | 16 | 105 | 14 | 4 | 75 | 1051 | 2 | 14 | - |
| 693028000CN | 28 | 25 | 61,5 | 38,5 | 16 | 115 | 14 | 4 | 85 | 1267 | 2 | 10 | - |
| 693035000CN | 35 | 32 | 65,5 | 39,5 | 16 | 140 | 18 | 4 | 100 | 1828 | 2 | 6 | - |
| 693042000CN | 42 | 40 | 69 | 39 | 16 | 150 | 18 | 4 | 110 | 2007 | 2 | 6 | - |
| 693054000CN | 54 | 50 | 78 | 42 | 18 | 165 | 18 | 4 | 125 | 2734 | 2 | 4 | - |
| 693076000CN | 76,1 | 65 | 105 | 50 | 18 | 185 | 18 | 4 | 145 | 3538 | 2 | 2 | - |
| 693088000CN | 88,9 | 80 | 116 | 56 | 20 | 200 | 18 | 8 | 160 | 4382 | 2 | 2 | - |
| 693108000CN | 108 | 100 | 132 | 57 | 20 | 220 | 18 | 8 | 180 | 5230 | 2 | 2 | - |



434/PN6

R 30 30

GUARNIZIONE ECOLOGICA PER FLANGE


- GASKET FOR FLANGE
- FLANSCHDICHTUNG
- JOINT POUR BRIDE
- JUNTA ECOLÓGICA PARA BRIDA

MATERIAL: Sesalit Eco

NORM: EN 1092-1

PN 6

| CODE | DN | De mm | Di mm | S mm | | | € |
|-----------|---------------|-------|-------|------|----|----|---|
| 434015006 | 15 - [1/2"] | 44 | 20 | 2 | 4 | 10 | - |
| 434020006 | 20 - [3/4"] | 54 | 25 | 2 | 6 | 10 | - |
| 434025006 | 25 - [1"] | 64 | 30 | 2 | 9 | 10 | - |
| 434032006 | 32 - [1 1/4"] | 75 | 38 | 2 | 11 | 10 | - |
| 434040006 | 40 - [1 1/2"] | 85 | 45 | 2 | 14 | 10 | - |
| 434050006 | 50 - [2"] | 95 | 57 | 2 | 15 | 10 | - |
| 434065006 | 65 - [2 1/2"] | 115 | 76 | 2 | 19 | 10 | - |
| 434080006 | 80 - [3"] | 132 | 89 | 2 | 26 | 10 | - |
| 434100006 | 100 - [4"] | 152 | 108 | 2 | 29 | 10 | - |



434/PN10-16

R 30 30

GUARNIZIONE ECOLOGICA PER FLANGE

- GASKET FOR FLANGE
- FLANSCHDICHTUNG
- JOINT POUR BRIDE
- JUNTA ECOLÓGICA PARA BRIDA

MATERIAL: Sesalit Eco

NORM: EN 1092-1

PN 10/16

| CODE | DN | De mm | Di mm | S mm | | | € |
|-----------|---------------|-------|-------|------|----|----|---|
| 434015000 | 15 - [1/2"] | 50 | 20 | 2 | 6 | 10 | - |
| 434020000 | 20 - [3/4"] | 60 | 25 | 2 | 8 | 10 | - |
| 434025000 | 25 - [1"] | 70 | 30 | 2 | 10 | 10 | - |
| 434032000 | 32 - [1 1/4"] | 82 | 38 | 2 | 14 | 10 | - |
| 434040000 | 40 - [1 1/2"] | 92 | 45 | 2 | 17 | 10 | - |
| 434050000 | 50 - [2"] | 108 | 57 | 2 | 22 | 10 | - |
| 434065000 | 65 - [2 1/2"] | 127 | 76 | 2 | 27 | 10 | - |
| 434080000 | 80 - [3"] | 142 | 89 | 2 | 30 | 10 | - |
| 434100000 | 100 - [4"] | 162 | 108 | 2 | 38 | 10 | - |

Sesalit ECO: fibre organiche e sintetiche legate con gomma NBR/SBR esente amianto
IMPIEGHI: Acqua calda e fredda, olii vegetali ed animali, aria, alcuni carburanti (no GAS)

LIMITI DI TEMPERATURA ORIENTATIVI

Temperatura massima per brevi esposizioni: 180°-200° C
 Temperatura massima di esercizio continuo per fluidi non aggressivi: 140° C
 Temperatura massima di esercizio continuo con vapore: 110° C

OMOLOGAZIONI: acqua potabile WRAS n° 1605525

Sesalit ECO: organic and synthetic fibers bonded with NBR/SBR asbestos-free

USES: hot and cold water, vegetable and animal oils, air, some fuels (no GAS)

GUIDELINE TEMPERATURE LIMITS

Maximum temperature for short exposure: 180°-200° C
 Maximum operating temperature for continuous non-aggressive fluids: 140° C
 Maximum temperature for continuous operation with steam: 110° C

APPROVAL: potable water WRAS n° 1605525

**693/004 CN**

≤54 B 80 81

76÷108 B 80 82

BOCCELLO PER FLANGE LIBERE

- COLLAR FOR LOOSE FLANGES
- AUSSEN FÜR LOSE-FLANSCH
- SORTIE A BRIDE POUR BRIDE TOURNANTE
- TRONCO EMBRIDADO PARA BRIDA LOCA

MATERIAL: CuNi10Fe1.6Mn**PN 6**

| CODE | De mm | L mm | D mm | D1 mm | D2 mm | H mm | | | | € |
|-------------|----------|---------|---------|----------|----------|---------|------|---|----|---|
| 693022004CN | 22 | 135 | 50 | 27 | 22 | 5 | 160 | 1 | 14 | - |
| 693028004CN | 28 | 135 | 60 | 32 | 28 | 5 | 260 | 1 | 14 | - |
| 693035004CN | 35 | 135 | 70 | 40 | 35 | 5 | 340 | 1 | 14 | - |
| 693042004CN | 42 | 135 | 80 | 46 | 42 | 6 | 450 | 1 | 14 | - |
| 693054004CN | 54 | 135 | 90 | 59 | 54 | 6 | 560 | 1 | 14 | - |
| 693076004CN | 76,1 | 135 | 110 | 78 | 76,1 | 6 | 850 | 1 | 12 | - |
| 693088004CN | 88,9 | 135 | 128 | 91 | 88,9 | 7 | 1200 | 1 | 6 | - |
| 693108004CN | 108 | 135 | 148 | 110 | 108 | 7 | 1540 | 1 | 2 | - |

**693/003 CN**

≤54 B 80 81

76÷108 B 80 82

BOCCELLO PER FLANGE LIBERE

- COLLAR FOR LOOSE FLANGES
- AUSSEN FÜR LOSE-FLANSCH
- SORTIE A BRIDE POUR BRIDE TOURNANTE
- TRONCO EMBRIDADO PARA BRIDA LOCA

MATERIAL: CuNi10Fe1.6Mn**PN 16**

| CODE | De mm | L mm | D mm | D1 mm | D2 mm | H mm | | | | € |
|-------------|----------|---------|---------|----------|----------|---------|------|---|----|---|
| 693022003CN | 22 | 135 | 58 | 27 | 22 | 5 | 190 | 1 | 14 | - |
| 693028003CN | 28 | 135 | 68 | 32 | 28 | 5 | 300 | 1 | 14 | - |
| 693035003CN | 35 | 135 | 78 | 40 | 35 | 5 | 380 | 1 | 14 | - |
| 693042003CN | 42 | 135 | 88 | 46 | 42 | 6 | 510 | 1 | 14 | - |
| 693054003CN | 54 | 135 | 102 | 59 | 54 | 6 | 650 | 1 | 14 | - |
| 693076003CN | 76,1 | 135 | 122 | 78 | 76,1 | 6 | 970 | 1 | 4 | - |
| 693088003CN | 88,9 | 135 | 138 | 91 | 88,9 | 7 | 1240 | 1 | 4 | - |
| 693108003CN | 108 | 135 | 158 | 110 | 108 | 7 | 1690 | 1 | 2 | - |



679/001 CN

≤54 B 80 81

76÷108 B 80 82

PASSAGGIO STAGNO

- DECK / BULKHEAD PENETRATION
- WANDDURCHFÜHRUNG
- PASSAGE ÉTANCHE
- PASAJE ESTAÑO

MATERIAL: CuNi10Fe1.6Mn

NOTE: [*]: S235JR (Fe 360)

| CODE | De mm | L mm | L1 mm | Z mm | D mm | D1 mm | g | g | g | € |
|-------------|-------|------|-------|------|-------|-------|------|---|----|---|
| 679015001CN | 15 | 450 | 120 | 165 | 25 | 15 | 513 | 1 | 65 | - |
| 679018001CN | 18 | 450 | 120 | 165 | 30 | 18 | 693 | 1 | 65 | - |
| 679022001CN | 22 | 450 | 120 | 165 | 33 | 22 | 782 | 1 | 50 | - |
| 679028001CN | 28 | 450 | 120 | 165 | 37 | 28 | 865 | 1 | 45 | - |
| 679035001CN | 35 | 450 | 120 | 165 | 43,5 | 35 | 1044 | 1 | 40 | - |
| 679042001CN | 42 | 450 | 120 | 165 | 53 | 42 | 1440 | 1 | 30 | - |
| 679054001CN | 54 | 450 | 120 | 165 | 69 | 54 | 2192 | 1 | 18 | - |
| 679076001CN | 76,1 | 450 | 120 | 165 | 88,5 | 76,1 | 3167 | 1 | 8 | - |
| 679088001CN | 88,9 | 450 | 120 | 165 | 107 | 88,9 | 4551 | 1 | 8 | - |
| 679108001CN | 108 | 450 | 120 | 165 | 131,5 | 108 | 6337 | 1 | 6 | - |



695/003 CN

≤54 B 80 81

76÷108 B 80 82

VALVOLA A SFERA 3 PZ PASSAGGIO TOTALE LUCCHETTABILE CON BASE PER ATTUATORE

- 3-PC BALL VALVE WITH FULL PORT
- KUGELHAHN 3-TEILIG MIT VOLLEM DURCHGANG
- BOISSEAU SPHERIQUE 3 PIECES PASSAGE INTÉGRAL
- VÁLVULA DE BOLA TRES PIEZAS POSO TOTAL

MATERIAL: CuNi10Fe1.6Mn (corpo/body AISI 316L - 1.4404)

O-RING: FKM verde - green - Grün
vert - verde

| CODE | DN | De mm | DN inch | L mm | Z mm | L1 mm | L2 mm | g | g | g | € |
|-------------|-----|-------|---------|------|------|-------|-------|-------|---|----|---|
| 695015003CN | 10 | 15 | 3/8" | 122 | 41 | 72 | 151 | 726 | 1 | 10 | - |
| 695018003CN | 15 | 18 | 1/2" | 123 | 41,5 | 72 | 151 | 750 | 1 | 10 | - |
| 695022003CN | 20 | 22 | 3/4" | 127 | 42,5 | 80 | 151 | 1024 | 1 | 10 | - |
| 695028003CN | 25 | 28 | 1" | 145 | 49,5 | 90 | 179 | 1550 | 1 | 5 | - |
| 695035003CN | 32 | 35 | 1" 1/4 | 170 | 59 | 95 | 179 | 2395 | 1 | 5 | - |
| 695042003CN | 40 | 42 | 1" 1/2 | 197 | 68,5 | 104 | 198 | 3334 | 1 | 5 | - |
| 695054003CN | 50 | 54 | 2" | 220 | 75 | 110 | 198 | 4694 | 1 | 2 | - |
| 695076003CN | 65 | 76,1 | 2" 1/2 | 308 | 99 | 150 | 270 | 9648 | 1 | 1 | - |
| 695088003CN | 80 | 88,9 | 3" | 362 | 121 | 159 | 270 | 13242 | 1 | 1 | - |
| 695108003CN | 100 | 108 | 4" | 422 | 136 | 210 | 405 | 26250 | 1 | 1 | - |

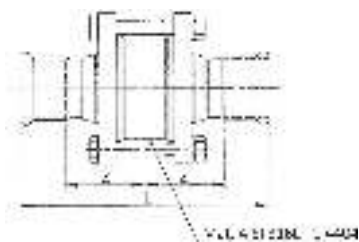
Le condizioni stampigliate sono relative al corpo della valvola. La pressione massima di lavoro delle valvole art. 695/003 CN = 16 bar. Con flangia per attuatore.

The marked pressure's conditions are related to the body of the valve. Maximum working pressure for pressfitting valve art. 695/003 CN = 16 bar. With flange for actuator.

Die markierte Konditionen der Pressfitting entsprechen den Kugelhahnkoerper. Maximaler Arbeitsbetriebsdruck für Kugelhahn 695/003 CN = 16 bar. Mit Flansch für Stellantrieb.

Les conditions de pressions indiquées sur la presse vannes correspondent au corps de vanne. Pression de service maximale des vannes 695/003 CN = 16 bar. Avec bride pour actuateur.

Condiciones de presión marcadas están relacionadas con el cuerpo de la válvula. La presión máxima de trabajo de las válvulas art. 695/003 CN = 16 bar. Con brida para actuador.

**695/004 CN**

≤54 B 80 81

76÷108 B 80 82

VALVOLA DI RITEGNO

- NON-RETURN VALVE
- RÜCKSCHLAGVENTIL
- CLAPET ANTI-RETOUR
- VÁLVULA DE RETENCIÓN

MATERIAL: CuNi10Fe1.6Mn (corpo/body AISI 316L - 1.4404)

O-RING: FKM verde - green - Grün
vert - verde

| CODE | DN | De mm | L mm | Z mm | | | | € |
|-------------|-----|-------|------|------|-------|---|----|---|
| 695015004CN | 15 | 15 | 113 | 36,5 | 443 | 1 | 10 | - |
| 695018004CN | 15 | 18 | 114 | 37 | 554 | 1 | 10 | - |
| 695022004CN | 20 | 22 | 121 | 39,5 | 614 | 1 | 10 | - |
| 695028004CN | 25 | 28 | 138 | 46 | 828 | 1 | 10 | - |
| 695035004CN | 32 | 35 | 158 | 53 | 1324 | 1 | 10 | - |
| 695042004CN | 40 | 42 | 180 | 60 | 1832 | 1 | 6 | - |
| 695054004CN | 50 | 54 | 199 | 64,5 | 2676 | 1 | 2 | - |
| 695076004CN | 65 | 76,1 | 269 | 79,5 | 5442 | 1 | 1 | - |
| 695088004CN | 80 | 88,9 | 303 | 91,5 | 8466 | 1 | 1 | - |
| 695108004CN | 100 | 108 | 370 | 110 | 14640 | 1 | 1 | - |

Le condizioni stampigliate sono relative al corpo della valvola. La pressione massima di lavoro delle valvole art. 695/004 CN = 16 bar

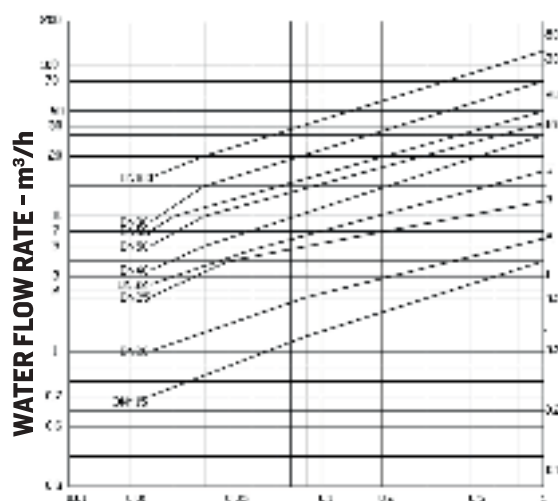
The marked pressure's conditions are related to the body of the valve. Maximum working pressure for pressfitting valve art. 695/004 CN = 16 bar

Die markierte Konditionen der Pressfitting entsprechend den Kugelhahnkoerper. Maximaler Arbeitsbetriebsdruck für Kugelhahn 695/004 CN = 16 bar

Les conditions de pressions indiquées sur la presse vannes correspondent au corps de vanne. Pression de service maximale des vannes 695/004 CN = 16 bar.

Condiciones de presión marcadas están relacionadas con el cuerpo de la válvula. La presión máxima de trabajo de las válvulas art. 695/004 CN = 16 bar

**DIAGRAMMA PERDITA DI CARICO
PRESSURE LOSS DIAGRAM**



DN15-DN100 PRESSURE LOSS - bar

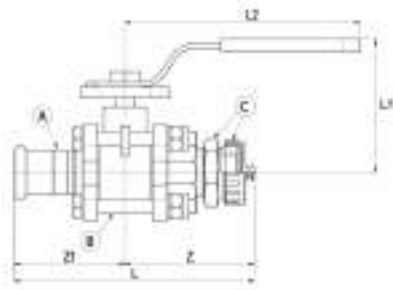
| CV / KV PER VALVOLA DI RITEGNO CV / KV FOR NON-RETURN VALVE | | | | DIREZIONE DI FLUSSO FLOW DIRECTION | | |
|--|---------------|---------------------|------------|--|----|----|
| DE | DN DN inch | CV US gallon/min | KV m³/h | ↑ | ↓ | → |
| | | | | Pressione di apertura Opening pressure (mbar) | | |
| 15 | 15 - 1/2" | 4,1 | 3,5 | 25 | 21 | 23 |
| 18 | 15 - 1/2" | 4,1 | 3,5 | 25 | 21 | 23 |
| 22 | 20 - 3/4" | 5,1 | 4,4 | 25 | 21 | 23 |
| 28 | 25 - 1" | 14 | 12 | 25 | 21 | 23 |
| 35 | 32 - 1 1/4" | 23,3 | 20 | 27 | 21 | 24 |
| 42 | 40 - 1 1/2" | 30,3 | 26 | 29 | 21 | 25 |
| 54 | 50 - 2" | 37,3 | 32 | 29 | 21 | 25 |
| 76,1 | 65 - 2 1/2" | 70 | 60 | 31 | 21 | 25 |
| 88,9 | 80 - 3" | 81,7 | 70 | 32 | 21 | 26 |
| 108 | 100 - 4" | 140 | 120 | 33 | 21 | 27 |

NOTE

Cv = flusso di acqua (a 60°F) in gpm (galloni al minuto) con una pressione differenziale (caduta di pressione) di 1 psi.

Kv = flusso di acqua (tra 5° e 40°) m³/h, con una pressione differenziale (caduta di pressione) di 1 bar.

(1 Kv = 0,86 Cv)



695/008 CN

VALVOLA A SFERA CON PRESA MANICHETTA

- BALL VALVE WITH HOSE CONNECTION
- KUGELHAHN MIT SCHLAUCHANSCHLUSS
- BOISSEAU SPHERIQUE AVEC RACCORD DETUYAU
- VÁLVULA DE BOLA CON CONEXIÓN DELA MANGUERA

MATERIAL: A: CuNi10Fe1.6Mn
 B: AISI 316L - 1.4404
 C: ottone - brass - Messing - laiton - latón

O-RING: FKM verde - green - Grün
 vert - verde

| CODE | De mm | L mm | L1 mm | L2 mm | Z mm | Z1 mm | g | 1 | 10 | € |
|--------------------|---------|-------|-------|-------|------|-------|------|---|----|---|
| 695022008CN | 22 x 1" | 136,5 | 80 | 151 | 73 | 63,5 | 1332 | 1 | 10 | - |





Klauke MAP219 BT MINI (∅ 12÷35 mm)

B 50 51

PRESSATRICE CON BATTERIA, CARICA BATTERIA E VALIGIA

- PRESSING MACHINE WITH BATTERY, CHARGER AND CASE
- AKKU- PRESSGERÄT MIT SCHNELLADEGERAT UND KOFFER
- SERTISSEUSE A BATTERIE AVEC CHARGEUR ET COFFRET
- AKKU-MÁQUINA CON CARGADOR RÁPIDO Y CAJA

NOTE: New model (Bluetooth technology)

| CODE | Voltage | Plug |  |  | € |
|-----------|----------------------------|--|---|---|---|
| 196001018 | (*) 220-240 V 50-60 Hz | (*) Europe (CEE 7/16 charge battery) | 3,8 | 1 | - |





Klauke UNP2 (∅ 12÷54 mm)

B 50 51

PRESSATRICE ELETTROIDRAULICA CON VALIGIA

- ELECTROHYDRAULIC PRESSING MACHINE WITH CASE
- ELEKTROHYDRAULISCHES PRESSGERÄT MIT KOFFER
- SERTISSEUSE ELECTROHYDRAULIQUE AVEC COFFRET
- MÁQUINA ELECTROHIDRÁULICA CON CAJA

| CODE | Voltage | Plug |  |  | € |
|-----------|----------------------|-------------------|---|---|---|
| 196000000 | 220-240 V / 50-60 Hz | Europe (CEE 7/17) | 11,8 | 1 | - |





Klauke UAP332 BT (∅ 12÷54 mm) i-press

B 50 51

PRESSATRICE CON BATTERIA, CARICA BATTERIA E VALIGIA

- PRESSING MACHINE WITH BATTERY, CHARGER AND CASE
- AKKU- PRESSGERÄT MIT SCHNELLADEGERAT UND KOFFER
- SERTISSEUSE A BATTERIE AVEC CHARGEUR ET COFFRET
- AKKU-MÁQUINA CON CARGADOR RÁPIDO Y CAJA

NOTE: New model (Bluetooth technology)

| CODE | Voltage | Plug |  |  | € |
|-----------|----------------------------|--|---|---|---|
| 196001019 | (*) 220-240 V 50-60 Hz | (*) Europe (CEE 7/16 charge battery) | 8,1 | 1 | - |

B 50 51


Klauke UAP432 BT (\varnothing 12÷54 mm PN16 \varnothing 76÷108 mm PN10) i-press

PRESSATRICE CON BATTERIA, CARICA BATTERIA E VALIGIA

- PRESSING MACHINE WITH BATTERY, CHARGER AND CASE
- AKKU- PRESSGERÄT MIT SCHNELLLADEGERÄT UND KOFFER
- SERTISSEUSE A BATTERIE AVEC CHARGEUR ET COFFRET
- AKKU-MÁQUINA CON CARGADOR RÁPIDO Y CAJA

NOTE: New model (Bluetooth technology)

| CODE | Voltage | Plug | kg | | € |
|-----------|---------------------------|--|----|---|---|
| 196001020 | [*] 220-240 V 50-60 Hz | [*] Europe (CEE 7/16 charge battery) (CEE 7/17 main adapter) | 15 | 1 | - |

B 50 51


Klauke UAP100120 BT (\varnothing 76÷108 mm King size) i-press

PRESSATRICE CON BATTERIA, CARICA BATTERIA E VALIGIA

- PRESSING MACHINE WITH BATTERY, CHARGER AND CASE
- AKKU- PRESSGERÄT MIT SCHNELLLADEGERÄT UND KOFFER
- SERTISSEUSE A BATTERIE AVEC CHARGEUR ET COFFRET
- AKKU-MÁQUINA CON CARGADOR RÁPIDO Y CAJA

NOTE: New model (Bluetooth technology)

| CODE | Voltage | Plug | kg | | € |
|-------------|---------------------------|--|------|---|----------|
| 196001021 | [*] 220-240 V 50-60 Hz | [*] Europe (CEE 7/16 charge battery) (CEE 7/17 main adapter) | 23,6 | 1 | 11196,42 |
| 196001009V* | - | - | 10 | 1 | - |

[*] Valigia vuota - Empty case - Leer Koffer - Coffret vide - Caja vacía

B 50 51


Klauke EHP2/SANB (\varnothing 76÷108 mm King size)

GRUPPO POMPA IDRAULICA ELETTRICO



- ELECTRIC HYDRAULIC PUMP
- ELEKTRISCHEBETRIEBENES ANTRIEBSAGGREGAT
- GROUPE HYDRAULIQUE MOBILE POUR SERTIR
- UNIDAD DE ACCIONAMIENTO ELÉCTRICO

NOTE: Tensione/voltage 220-240 V / 50-60 Hz

| CODE | Voltage | Plug | kg | | € |
|------------|----------------------|---------------------|----|---|---|
| 196000000I | 220-240 V / 50-60 Hz | CEE industrial 2P+G | 69 | 1 | - |

**Klauke AHP700LS****B 50 51****GRUPPO POMPA IDRAULICA A BATTERIA**

- BATTERY HYDRAULIC PUMP
- AKKUBETRIEBENES ANTRIEBSAGGREGAT
- GROUPE HYDRAULIQUE MOBILE POUR SERTIR
- UNIDAD DE ACCIONAMIENTO A PILAS

| CODE | Voltage | Plug |  |  | € |
|-----------|-----------------------|-------------------------------------|---|---|---|
| 196001012 | 220-240 V 50-60 Hz | Europe (CEE 7/16 charge battery) | 9,8 | 1 | - |

**Klauke PKUAP3 (∅ 12÷54 mm)
per/for AHP700LS****B 50 51****TESTA DI PRESSATRICE**

- PRESSING HEAD
- PRESSKÖPFE
- TÊTE DE SERTISSEUSE
- CABEZA DE AKKU-MÁQUINA

| CODE |  |  | € |
|-----------|--|--|---|
| 196001013 | 2,5 | 1 | - |



**Klauke PKUAP4 (∅ 12÷54 mm PN16)
(∅ 76,1÷108 mm PN10) per/for AHP700LS****B 50 51****TESTA DI PRESSATRICE**

- PRESSING HEAD
- PRESSKÖPFE
- TÊTE DE SERTISSEUSE
- CABEZA DE AKKU-MÁQUINA

| CODE |  |  | € |
|-----------|---|---|---|
| 196001017 | 2,6 | 1 | - |

**Klauke PK100AHP (∅ 76÷108 mm King size)
per/for AHP700LS****B 50 51****TESTA DI PRESSATRICE**

- PRESSING HEAD
- PRESSKÖPFE
- TÊTE DE SERTISSEUSE
- CABEZA DE AKKU-MÁQUINA

| CODE |  |  | € |
|-----------|---|---|---|
| 196001014 | 10,4 | 1 | - |



Klauke AHP700LS

B 50 51

TUBO FLESSIBILE ALTA PRESSIONE L=4 M

- HIGH PRESSURE HOSE L=4 M
- HOCHDRUCKSCHLAUCH L=4 M
- TUYAU À HAUTE PRESSION L=4 M
- MANGUERA DE ALTA PRESIÓN L=4 M

| CODE |  |  | € |
|-----------|---|---|---|
| 196001015 | 2,3 | 1 | - |





Klauke HPU2EX (ϕ 12÷54 mm)

B 50 51

PRESSATRICE MANUALE

- MANUAL HYDRAULIC PRESSING
- MANUELLES HYDRAULISCHES PRESSWERKZEUG
- SERTISSEUSE MANUELLE
- MÁQUINA MANUAL

| CODE |  |  | € |
|-----------|---|---|---|
| 196001016 | 3,1 | 1 | - |





Klauke MAP1 - MAP2L MINI

B 50 51

GANASCIA PER PRESSATRICE

- JAW
- PRESSBACKE
- MACHOIRE
- MORDAZA PINZA

| CODE | De mm |  |  | € |
|-----------|-------|---|--|---|
| 196012001 | 12 | 1,28 | 1 | - |
| 196015001 | 15 | 1,28 | 1 | - |
| 196018001 | 18 | 1,28 | 1 | - |
| 196022001 | 22 | 1,34 | 1 | - |





Klauke MAP219

B 50 51

GANASCIA PER PRESSATRICE

- JAW
- PRESSBACKE
- MACHOIRE
- MORDAZA PINZA

| CODE | De mm |  |  | € |
|-----------|-------|---|--|---|
| 196012002 | 12 | 1,3 | 1 | - |
| 196015002 | 15 | 1,3 | 1 | - |
| 196018002 | 18 | 1,3 | 1 | - |
| 196022002 | 22 | 1,4 | 1 | - |
| 196028002 | 28 | 1,4 | 1 | - |
| 196035002 | 35 | 1,6 | 1 | - |





Klauke UNP2 - UAP2 - UAP3L/432 UAP4L/432 - PKUAP3L

B 50 51

GANASCIA PER PRESSATRICE

- JAW
- PRESSBACKE
- MACHOIRE
- MORDAZA PINZA

| CODE | De mm |  |  | € |
|-----------|----------|---|---|---|
| 196012000 | 12 | 1,9 | 1 | - |
| 196015000 | 15 | 1,9 | 1 | - |
| 196018000 | 18 | 1,9 | 1 | - |
| 196022000 | 22 | 2 | 1 | - |
| 196028000 | 28 | 2,1 | 1 | - |
| 196035000 | 35 | 2,1 | 1 | - |





Klauke UNP2 - UAP2 UAP3L/332 - UAP4L/432

B 50 51

VALIGIA PER GANASCE Ø 15÷35

- CASE FOR JAWS Ø 15÷35
- LEER KOFFER FÜR PRESSBACKEN Ø 15÷35
- COFFRET POUR MACHOIRES Ø 15÷35
- CAJA PARA MORZADAS Ø 15÷35

| CODE | De mm |  |  | € |
|--------------|----------|---|---|---|
| 196015035K | 15 - 35 | 13,2 | 1 | - |
| 196015035KV* | 15 - 35 | 6,29 | 1 | - |

(*) Valigia vuota - Empty case - Leer Koffer - Coffret vide - Caja vacía





Klauke UNP2 - UAP2 - UAP3L/332 UAP4L/432 - PKUAP3

B 50 51

CATENA PER PRESSATRICE

- PRESSING COLLAR
- PRESSCHLINGE
- CHAÎNE
- MORDAZA CADENA

| CODE | De mm |  |  | € |
|-----------|----------|---|---|---|
| 196042004 | 42 | 1,9 | 1 | - |
| 196054004 | 54 | 1,75 | 1 | - |



Klauke Ø 42÷54 mm

B 50 51

ADATTATORE PER CATENE

- ADAPTER FOR COLLARS
- ZWISCHENBACKE FÜR PRESSCHLINGEN
- ADAPTEUR POUR MACHOIRES
- ADAPTADOR PARA MORDAZAS

| CODE | De mm |  |  | € |
|-----------|----------|---|---|---|
| 196042054 | 42 - 54 | 1,7 | 1 | - |



Klauke UAP4L/432 (PN10)

B 50 51

CATENA PER PRESSATRICE

- PRESSING COLLAR
- PRESSSCHLINGE
- CHAÎNE
- MORDAZA CADENA

| CODE | De mm | kg | | € |
|-----------|----------|------|---|---|
| 196076001 | 76,1 | 9,9 | 1 | - |
| 196088001 | 88,9 | 9,7 | 1 | - |
| 196108001 | 108 | 10,4 | 1 | - |



Klauke UAP4L/432 \varnothing 76÷108 mm (PN10)

B 50 51

ADATTATORE PER CATENE

- ADAPTER FOR COLLARS
- ZWISCHENBACKE FÜR PRESSSCHLINGEN
- ADAPTEUR POUR MACHOIRES
- ADAPTADOR PARA MORDAZAS

| CODE | De mm | kg | | € |
|-----------|------------|-----|---|---|
| 196076108 | 76,1 - 108 | 4,4 | 1 | - |



Klauke UAP100 - UAP100L/100120 PK100AHP (\varnothing 76÷108 King size)

B 50 51

CATENA PER PRESSATRICE

- PRESSING COLLAR
- PRESSSCHLINGE
- CHAÎNE
- MORDAZA CADENA

| CODE | De mm | kg | | € |
|-----------|----------|----|---|---|
| 196076000 | 76,1 | 13 | 1 | - |
| 196088000 | 88,9 | 13 | 1 | - |
| 196108000 | 108 | 15 | 1 | - |



Klauke UNP2 - UAP3L/332 UAP4L/432 (\varnothing 42÷54 mm)

B 50 51

VALIGIA PER CATENE \varnothing 42÷54 + ADATTATORE

- CASE FOR PRESSING COLLARS \varnothing 42÷54 + ADAPTER
- LEER KOFFER FÜR PRESS SCHLINGEN \varnothing 42÷54 + ZWISCHENBACKE
- COFFRET POUR CHAÎNES \varnothing 42÷54 + ADAPTEUR
- CAJA PARA CADENA \varnothing 42÷54 + ADAPTADOR

| CODE | De mm | kg | | € |
|-------------|----------|------|---|---|
| 196042054KF | 42 - 54 | 10,9 | 1 | - |
| 196042054K* | 42 - 54 | 3,9 | 1 | - |

[*] Valigia vuota - Empty case - Leer Koffer - Coffret vide - Caja vacía



RA5 (12 V / 3,0 Ah) Klauke UAP2 - UAP100

B 50 51

BATTERIA

- BATTERY
- AKKU
- BATTERIE
- ACCUMULADOR

| CODE |  kg |  | € |
|-----------|--|---|---|
| 196002000 | 0,7 | 1 | - |





RAM3 (9,6 V / 3,0 Ah) Klauke MAP1 MINI

B 50 51

BATTERIA

- BATTERY
- AKKU
- BATTERIE
- ACCUMULADOR

| CODE |  kg |  | € |
|-----------|--|---|---|
| 196005000 | 0,6 | 1 | - |

B 50 51

NG2 (18 V)
Klauke UAP3L/332 - UAP4L/432 - UAP100L/100120
CAVO ELETTRICO CON ADATTATORE UNIVERSALE



- MAIN SUPPLY CIRCUIT
- SCHALTNETZTEIL
- BLOC D'ALIMENTATION
- ALIMENTADOR A LA RED

| CODE | Voltage | Plug |  |  | € |
|-----------|----------------------|-------------------|---|---|---|
| 196004001 | 220-240 V / 50-60 Hz | Europe (CEE 7/17) | 0,9 | 1 | - |

B 50 51

RAL2 (18 V / 3,0 Ah)
**Klauke MAP2L/219 - UAP3L/332
UAP4L/432 - UAP100L/100120**
BATTERIA



- BATTERY
- AKKU
- BATTERIE
- ACCUMULADOR

| CODE |  |  | € |
|-----------|---|---|---|
| 196002001 | 0,7 | 1 | - |

B 50 51

LGL1
Klauke UAP3L/332 - UAP4L/432 - UAP100L/100120
CARICABATTERIA

- FAST CHARGER
- SCHNELLLADEGERÄT
- CHARGEUR
- CARGADOR RÁPIDO

| CODE | Voltage | Plug |  |  | € |
|-----------|----------------------|-------------------|---|---|---|
| 196003001 | 220-240 V / 50-60 Hz | Europe (CEE 7/16) | 1,3 | 1 | - |

B 50 51



Novopress ECO 203 (Ø 12÷54 mm)

PRESSATRICE ELETTROIDRAULICA CON VALIGIA

- ELECTROHYDRAULIC PRESSING MACHINE WITH CASE
- ELEKTROHYDRAULISCHES PRESSGERÄT MIT KOFFER
- SERTISSEUSE ELECTROHYDRAULIQUE AVEC COFFRET
- MÁQUINA ELECTROHIDRÁULICA CON CAJA

| CODE | Voltage | Plug | kg | Box | € |
|-----------|----------------------|-------------------------|-----|-----|---|
| 196000013 | 220-240 V / 50-60 Hz | Europe (CEE 7/17) | 7,9 | 1 | - |
| 196000015 | 110-120 V / 50-60 Hz | Great Britain (BS 1363) | 7,9 | 1 | - |



Novopress ACO 203 BT (Ø 12÷54 mm)

PRESSATRICE CON BATTERIA, CARICA BATTERIA E VALIGIA

- PRESSING MACHINE WITH BATTERY, CHARGER AND CASE
- AKKU- PRESSGERÄT MIT SCHNELLLADEGERÄT UND KOFFER
- SERTISSEUSE A BATTERIE AVEC CHARGEUR ET COFFRET
- AKKU-MÁQUINA CON CARGADOR RÁPIDO Y CAJA

NOTE: New model (Bluetooth technology)

| CODE | Voltage | Plug | kg | Box | € |
|-----------|---------------------------|-------------------------------|-----|-----|---|
| 196000021 | (*) 220-240 V / 50-60 Hz | (*) Europe (CEE 7/16) | 8,0 | 1 | - |
| 196000025 | (*) 110-120 V / 50-60 Hz | (*) USA / Canada (NEMA 1-15) | 8,1 | 1 | - |



Novopress ACO 203 XL BT (Ø 12÷54 mm PN16 / Ø 76÷108 mm PN10)

PRESSATRICE CON 2 BATTERIE, CARICA BATTERIA E VALIGIA

- PRESSING MACHINE WITH 2 BATTERIES, CHARGER AND CASE
- AKKU- PRESSGERÄT MIT SCHNELLLADEGERÄT UND KOFFER
- SERTISSEUSE A BATTERIE (2) AVEC CHARGEUR ET COFFRET
- AKKU-MÁQUINA CON CARGADOR RÁPIDO Y CAJA

NOTE: New model (Bluetooth technology)

| CODE | Voltage | Plug | kg | Box | € |
|-----------|---------------------------|------------------------|----|-----|---|
| 196000024 | (*) 220-240 V / 50-60 Hz | (*) Europe (CEE 7/16) | 10 | 1 | - |



Novopress ACO 403 BT (Ø 76÷168 mm)

PRESSATRICE CON 2 BATTERIE, CARICA BATTERIA E VALIGIA

- PRESSING MACHINE WITH 2 BATTERIES, CHARGER AND CASE
- AKKU- PRESSGERÄT MIT SCHNELLLADEGERÄT UND KOFFER
- SERTISSEUSE A BATTERIE (2) AVEC CHARGEUR ET COFFRET
- AKKU-MÁQUINA CON CARGADOR RÁPIDO Y CAJA

NOTE: New model (Bluetooth technology)

| CODE | Voltage | Plug | kg | Box | € |
|-----------|---------------------------|------------------------|------|-----|---|
| 196000023 | (*) 220-240 V / 50-60 Hz | (*) Europe (CEE 7/16) | 20,4 | 1 | - |



Novopress EFP 2 - EFP/AFP 201 - EFP/AFP 202 ECO/ACO 202 - ECO/ACO 203 - ACO 203XL

B 50 51

GANASCIA PER PRESSATRICE

- JAW
- PRESSBACKE
- MACHOIRE
- MORDAZA PINZA

| CODE | De mm | kg | Box | € |
|-----------|-------|-----|-----|---|
| 19601200N | 12 | 1,9 | 1 | - |
| 19601500N | 15 | 1,9 | 1 | - |
| 19601800N | 18 | 1,9 | 1 | - |
| 19602200N | 22 | 2 | 1 | - |
| 19602800N | 28 | 2 | 1 | - |
| 19603500N | 35 | 2 | 1 | - |



Novopress EFP 2 - EFP/AFP 201 - EFP/AFP 202 ECO/ACO 202 - ECO/ACO 203 - ACO 203XL

B 50 51

VALIGIA PER GANASCE Ø 15÷35

- CASE FOR JAWS Ø 15÷35
- LEER KOFFER FÜR PRESSBACKEN Ø 15÷35
- COFFRET POUR MACHOIRES Ø 15÷35
- CAJA PARA MORZADAS Ø 15÷35

| CODE | De mm | kg | Box | € |
|--------------|---------|------|-----|---|
| 196015035N | 15 - 35 | 12,6 | 1 | - |
| 196015035NV* | 15 - 35 | 2,8 | 1 | - |

(*) Valigia vuota - Empty case - Leer Koffer - Coffret vide - Caja vacía



Novopress EFP 2 - EFP/AFP 201-202 ECO/ACO 202-203 - ACO 203XL - ECO301

B 50 51

CATENA PER PRESSATRICE

- PRESSING COLLAR
- PRESSCHLINGE
- CHAÎNE
- MORDAZA CADENA

| CODE | De mm | kg | Box | € |
|-----------|-------|-----|-----|---|
| 19604200N | 42 | 1,6 | 1 | - |
| 19605400N | 54 | 2,6 | 1 | - |



Novopress EFP 2 - EFP/AFP 201 - EFP/AFP 202 ECO/ACO 202 - ECO/ACO 203 - ACO 203XL

B 50 51

ADATTATORE PER CATENE ZB203

- ADAPTER FOR COLLARS ZB203
- ZWISCHENBACKE FÜR PRESSCHLINGEN ZB203
- ADAPTEUR POUR MACHOIRES ZB203
- ADAPTADOR PARA MORZADAS ZB203

| CODE | De mm | kg | Box | € |
|------------|---------|-----|-----|---|
| 196042054N | 42 - 54 | 2,3 | 1 | - |



Novopress EFP 2 - EFP/AFP 201 - EFP/AFP 202 ECO/ACO 202 - ECO/ACO 203 - ACO 203XL

B 50 51

VALIGIA PER CATENE Ø 42÷54 + ADATTATORE ZB203

- CASE FOR PRESSING COLLARS Ø 42÷54 + ADAPTER ZB203
- LEER KOFFER FÜR PRESS SCHLINGEN Ø 42÷54 + ZWISCHENBACKE ZB203
- COFFRET POUR CHAÎNES Ø 42÷54 + ADAPTEUR ZB203
- CAJA PARA CADENA Ø 42÷54 + ADAPTADOR ZB203

| CODE | De mm | kg | Box | € |
|-------------|----------|-----|-----|---|
| 196042054VN | 42 - 54 | 8 | 1 | - |
| 196042054V* | 42 - 54 | 2,8 | 1 | - |

(*) Valigia vuota - Empty case - Leer Koffer - Coffret vide - Caja vacía



Novopress ACO 203 XL - ECO 301 (Ø 76÷108 mm PN10)

B 50 51

CATENA PER PRESSATRICE

- PRESSING COLLAR
- PRESSSCHLINGE
- CHAÎNE
- MORDAZA CADENA

| CODE | De mm | kg | Box | € |
|-----------|----------|-----|-----|---|
| 196076003 | 76,1 | 4,4 | 1 | - |
| 196088003 | 88,9 | 4,8 | 1 | - |
| 196108003 | 108 | 6 | 1 | - |



Adattatore ZB 221 per catene Ø 76,1-88,9-108/1 ACO 203 XL (PN10)

B 50 51

ADATTATORE PER CATENE

- ADAPTER FOR COLLARS
- ZWISCHENBACKE FÜR PRESSSCHLINGEN
- ADAPTEUR POUR MACHOIRES
- ADAPTADOR PARA MORDAZAS

| CODE | De mm | kg | Box | € |
|-------------|------------------------|-----|-----|---|
| 196076108N* | 76,1 - 88,9 - 108 (1°) | 4,7 | 1 | - |

(*) Per pressatura preliminare diametro 108 mm; il giunto DN 108 mm deve essere pressato una seconda volta con adattatore codice 196000108N. Preliminary pressing for diameter 108 mm; DN 108 mm joint must be pressed a second time with adapter item 196000108N.



Adattatore ZB 222 per catena Ø 108/2 ACO 203 XL (PN10)

B 50 51

ADATTATORE PER CATENE

- ADAPTER FOR COLLARS
- ZWISCHENBACKE FÜR PRESSSCHLINGEN
- ADAPTEUR POUR MACHOIRES
- ADAPTADOR PARA MORDAZAS

| CODE | De mm | kg | Box | € |
|------------|----------|-----|-----|---|
| 196000108N | 108 (2°) | 5,2 | 1 | - |




Novopress ACO 203 XL (PN10) Novopress ZB 221 / ZB 222 per catene \varnothing 76-108

B 50 51

SET ADATTATORI ZB221/ZB222

- ADAPTERS SET ZB221/ZB222
- ADAPTER SET ZB221/ZB222
- SET DES ADAPTATEURS ZB221/ZB222
- SET DE ADAPTADORES ZB221/ZB222

| CODE |  |  | € |
|--------------|---|---|---|
| 196000019 | 13 | 1 | - |
| 196000000VN* | 3,1 | 1 | - |

[*] Valigia vuota - Empty case - Leer Koffer - Coffret vide - Caja vacía





Novopress ACO 401/403 (\varnothing 76÷108 King size)

B 50 51

CATENA PER PRESSATRICE

- PRESSING COLLAR
- PRESSSCHLINGE
- CHAÎNE
- MORDAZA CADENA

| CODE | De mm |  |  | € |
|-----------|-------|---|--|---|
| 196076002 | 76,1 | 6 | 1 | - |
| 196088002 | 88,9 | 8 | 1 | - |
| 196108002 | 108 | 9 | 1 | - |





Novopress ACO 401/403 (\varnothing 139÷168 Over size)

B 50 51

CATENA PER PRESSATRICE

- PRESSING COLLAR
- PRESSSCHLINGE
- CHAÎNE
- MORDAZA CADENA

| CODE | De mm |  |  | € |
|-----------|-------|---|--|---|
| 196139002 | 139,7 | 14,4 | 1 | - |
| 196168002 | 168,3 | 19,7 | 1 | - |



B 50 51



Novopress ACO 202/203 - ACO 401

CARICABATTERIA

- FAST CHARGER
- SCHNELLLADEGERÄT
- CHARGEUR
- CARGADOR RÁPIDO

| CODE | Voltage | Plug |  |  | € |
|------------------|----------------------|-------------------|---|---|---|
| 19600300N | 220-240 V / 50-60 Hz | Europe (CEE 7/16) | 0,97 | 1 | - |





Novopress - Akku

B 50 51

BATTERIA


- BATTERY
- AKKU
- BATTERIE
- ACCUMULADOR

| CODE | Version |  |  | € |
|------------------|--|---|---|---|
| 19600204N | 18 V / 2,0 Ah Li • ACO 202/203/401/403 | 0,5 | 1 | - |
| 19600205N | 18 V / 5,0 Ah Li • ACO 202/203/401/403 | 0,9 | 1 | - |
| 19600200N | 14,4 V / 2,4 Ah Ni-Cd • AFP 201 | 0,9 | 1 | - |
| 19600201N | 14,4 V / 2,0 Ah Ni-Cd • AFP 202 | 0,9 | 1 | - |
| 19600202N | 18 V / 3,0 Ah Li • AFP 202 | 0,8 | 1 | - |

B 50 51

116/1
TAGLIATUBI MANUALE



- PIPE CUTTER
- ROHRSCHEIDER
- COUPE-TUBES
- CORTATUBO

| CODE | De mm |  |  | € |
|-----------|----------|---|--|---|
| 116000011 | 6 ÷ 60 | 0,350 | 1 | - |

B 50 51

116/2
ROTELLA TAGLIATUBI



- CUTTING WHEEL
- SCHNEIDRAD FÜR ROHRSCHEIDER
- MOLETTE POUR COUPE-TUBES
- CUCHILLA

| CODE | Version | De mm |  |  | € |
|-----------|--|----------|---|---|---|
| 116000012 | For pipe cutter code / Per tagliatubi codice 116000011 | 6 ÷ 60 | 38 | 1 | - |

B 50 51

116/0 (ø 12÷54 mm)
SBAVATORE UNIVERSALE TUBI



- PIPE DEBURRER
- ENTGRATER
- EBAVUREUR DE TUBE
- DESBARBADOR

| CODE | De mm |  |  | € |
|-----------|----------|---|--|---|
| 116000000 | 10 ÷ 54 | 612 | 1 | - |

B 50 51

116/3 (ø 76÷108 mm)
SBAVATORE UNIVERSALE TUBI



- PIPE DEBURRER
- ENTGRATER
- EBAVUREUR DE TUBE
- DESBARBADOR

| CODE | De mm |  |  | € |
|-----------|----------|---|--|---|
| 116000003 | 63 ÷ 110 | 1942 | 1 | - |

**116/18****B 50 51****TAGLIATUBI ELETTRICO - CENTO**

- ELECTRIC PIPE CUTTER - CENTO
- ELEKTRISCH ROHRSCHEIDER - CENTO
- ÉLECTRIQUE COUPE-TUBES - CENTO
- CORTATUBO ELÉCTRICO - CENTO

NOTE: Esclusa rotella - wheel excluded - Schneidrad separat
molette exclue - cuchilla excluida

| CODE | De mm |  |  | € |
|-----------|----------|---|---|---|
| 116000018 | 12 ÷ 108 | 19,070 | 1 | - |

**116/28****B 50 51****TAGLIATUBI ELETTRICO - DUECENTO**

- ELECTRIC PIPE CUTTER - DUECENTO
- ELEKTRISCH ROHRSCHEIDER - DUECENTO
- ÉLECTRIQUE COUPE-TUBES - DUECENTO
- CORTATUBO ELÉCTRICO - DUECENTO

NOTE: Esclusa rotella - wheel excluded - Schneidrad separat
molette exclue - cuchilla excluida

| CODE | De mm |  |  | € |
|-----------|----------|---|---|---|
| 116000028 | 54 ÷ 225 | 43,800 | 1 | - |



**116/38****B 50 51****ROTELLA PER TAGLIATUBO CENTO-DUECENTO**

- CUTTING WHEEL PIPE CUTTER CENTO-DUECENTO
- SCHNEIDRAD ROHRSCHEIDER CENTO-DUECENTO
- MOLETTE POUR COUPE-TUBES CENTO-DUECENTO
- CUCHILLA PARA CORTATUBO CENTO-DUECENTO

| CODE |  |  | € |
|-----------|---|---|---|
| 116000038 | 300 | 1 | - |



**116/48****B 50 51****PIEDISTALLO TAGLIATUBI CENTO**

- PEDESTAL FOR CENTO PIPE CUTTER
- SOCKEL FÜR CENTO ROHRSCHEIDER
- PIÉDESTAL POUR COUPE-TUBES CENTO
- PEDESTAL PARA CORTATUBO CENTO

| CODE |  |  | € |
|-----------|---|---|---|
| 116000048 | 9,550 | 1 | - |



**116/58****B 50 51****CAVALLETTO PER TUBI Ø 8÷108 MM**

- EASEL FOR PIPES Ø 8÷108 MM
- GESTELL FÜR ROHR Ø 8÷108 MM
- CHEVALET POUR PIPE Ø 8÷108 MM
- CABALLETE DE TUBO Ø 8÷108 MM

| CODE |  |  | € |
|-----------|---|---|---|
| 116000058 | 7,000 | 1 | - |




116/6 (ø 15÷54 mm)
B 50 51
SPELATUBI

- DISMANTLING TOOL
- ABMANTELGERÄT
- DÉNUDEUR
- PELADOR

| CODE | De mm |  g |  | € |
|-----------|----------|---|--|---|
| 116000006 | 15 - 22 | 236 | 1 | - |
| 116000016 | 18 - 28 | 320 | 1 | - |
| 116000026 | 35 - 42 | 703 | 1 | - |
| 116000036 | 54 | 477 | 1 | - |





116/7 (ø 76÷108 mm)
B 50 51
SPELATUBI

- DISMANTLING TOOL
- ABMANTELGERÄT
- DÉNUDEUR
- PELADOR

| CODE | De mm |  kg |  | € |
|-----------|----------|--|--|---|
| 116076007 | 76,1 | 1,040 | 1 | - |
| 116088007 | 88,9 | 1,218 | 1 | - |
| 116108007 | 108 | 1,668 | 1 | - |




274/0 (ø 15÷54 mm)
B 50 51
MARCATORE

- MARKER
- MARKIERLEHRE
- MARQUEUR
- MARCATUBO

| CODE | De mm |  g |  |  | € |
|-----------|----------|---|---|---|---|
| 274000000 | 15 ÷ 54 | 26 | 1 | 50 | - |




**274/1 (ø 76÷108 mm)****B 50 51****MARCATORE**

- MARKER
- MARKIERLEHRE
- MARQUEUR
- MARCATUBO

| CODE | De mm |  |  | € |
|-----------|------------|---|---|---|
| 274000001 | 76,1 ÷ 108 | 190 | 1 | - |

**274/CAP****B 50 51****TAPPO DI PROTEZIONE TUBO**

- PIPE PROTECTION CAP
- ROHRSCHUTZKAPPE
- BOUCHON DE PROTECTION TUYAU
- TAPA DE PROTECCIÓN TUBERÍA

| CODE | De mm |  |  |  | € |
|-----------|----------|---|---|---|---|
| 274015001 | 15 | 1 | 10 | 150 | - |
| 274018001 | 18 | 2 | 10 | 150 | - |
| 274022001 | 22 | 2 | 10 | 100 | - |
| 274028001 | 28 | 3 | 10 | 200 | - |
| 274035001 | 35 | 3 | 10 | 150 | - |
| 274042001 | 42 | 6 | 5 | 50 | - |
| 274054001 | 54 | 13 | 5 | 50 | - |
| 274076001 | 76,1 | 16 | 5 | 50 | - |
| 274088001 | 88,9 | 20 | 5 | 40 | - |
| 274108001 | 108 | 27 | 5 | 20 | - |

B 50 52


O-Ring EPDM



NERO

- BLACK
- SCHWARZ
- NOIR
- NEGRO

NOTE: Impieghi / Application field / Einsatzgebiete / Champs d'application /
 Aplicaciones:
 Idrosanitaria / riscaldamento / raffrescamento
 Sanitary / Heating / Cooling
 Sanitär / Heizung / Kühlung
 Sanitaire / Chauffage / Circuits réfrigérants
 Agua sanitaria / Calefacción / Circuito de refrigeración

Material: EPDM

Profilo M - M profile - M Kontur - profil M - perfil M

| CODE | De mm |  g |  g | € |
|------------|-------|---|--|---|
| 11501525N | 15 | 1 | 20 | - |
| 11501825N | 18 | 1 | 20 | - |
| 11502230N | 22 | 1 | 20 | - |
| 11502830N | 28 | 2 | 20 | - |
| 11503530N | 35 | 2 | 20 | - |
| 11504240N | 42 | 5 | 20 | - |
| 11505440N | 54 | 6 | 20 | - |
| 11507770NM | 76,1 | 14 | 10 | - |
| 11509070NM | 88,9 | 17 | 10 | - |
| 11510909NM | 108 | 33 | 10 | - |
| 115139100N | 139,7 | 43 | 1 | - |
| 115168100N | 168,3 | 95 | 1 | - |

B 50 52


O-Ring NBR-HNBR



GIALLO

- YELLOW
- GELB
- JAUNE
- AMARILLO

NOTE: Impieghi / Application field / Einsatzgebiete / Champs d'application /
 Aplicaciones:
 Gas / Gas / Gas / Gaz / Gas

Material: NBR / HNBR

Profilo M - M profile - M Kontur - profil M - perfil M

| CODE | De mm |  g |  g | € |
|-------------|-------|---|--|---|
| 11501526G | 15 | 1 | 20 | - |
| 11501826G | 18 | 1 | 20 | - |
| 11502231G | 22 | 1 | 20 | - |
| 11502831G | 28 | 2 | 20 | - |
| 11503532G | 35 | 2 | 20 | - |
| 11504241G | 42 | 5 | 20 | - |
| 11505441G | 54 | 6 | 20 | - |
| 11507670GM* | 76,1 | 14 | 10 | - |
| 11508870GM* | 88,9 | 17 | 10 | - |
| 11510809GM* | 108 | 33 | 10 | - |

(*) HNBR

B 50 52



O-Ring FKM



VERDE

- GREEN
- GRÜN
- VERT
- VERDE

NOTE: Impieghi / Application field / Einsatzgebiete / Champs d'application /
Aplicaciones:
Solare / Solar / Solar / Solaire / Solares
Olio / Pil / Öl / Huile / Aceite

Material: FKM

Profilo M - M profile - M Kontur - profil M - perfil M

| CODE | De mm |  |  | € |
|------------|----------|---|---|---|
| 11501525V | 15 | 1 | 20 | - |
| 11501825V | 18 | 1 | 20 | - |
| 11502230V | 22 | 1 | 20 | - |
| 11502830V | 28 | 2 | 20 | - |
| 11503530V | 35 | 2 | 20 | - |
| 11504240V | 42 | 5 | 20 | - |
| 11505440V | 54 | 6 | 20 | - |
| 11507770VM | 76,1 | 14 | 10 | - |
| 11509070VM | 88,9 | 17 | 10 | - |
| 11510909VM | 108 | 33 | 10 | - |
| 115139100V | 139,7 | 43 | 1 | - |
| 115168100V | 168,3 | 95 | 1 | - |

B 50 52



O-Ring MVQ



ROSSO

- RED
- ROT
- ROUGE
- ROJO

NOTE: Impieghi / Application field / Einsatzgebiete / Champs d'application /
Aplicaciones:
Applicazioni industriali - chiedere ad RM
Industrial applications - ask RM
Industrieanwendungen - fragen RM
Applications industrielles - demander RM
Aplicaciones industriales - preguntar RM

Material: MVQ

Profilo M - M profile - M Kontur - profil M - perfil M

| CODE | De mm |  |  | € |
|-----------|----------|---|---|---|
| 11501525R | 15 | 1 | 20 | - |
| 11501825R | 18 | 1 | 20 | - |
| 11502230R | 22 | 1 | 20 | - |
| 11502830R | 28 | 2 | 20 | - |
| 11503530R | 35 | 2 | 20 | - |
| 11504240R | 42 | 5 | 20 | - |
| 11505440R | 54 | 6 | 20 | - |
| 11507770R | 76,1 | 14 | 10 | - |
| 11509070R | 88,9 | 17 | 10 | - |
| 11510990R | 108 | 33 | 10 | - |



B 50 52


115/EPDM

GUARNIZIONE EPDM

- EPDM GASKET
- DICTUNG AUS EPDM
- JOINT EPDM
- JUNTA EN EPDM

NOTE: Impieghi / Application field / Einsatzgebiete / Champs d'application /
 Aplicaciones:
 Idrosanitaria / riscaldamento / raffrescamento
 Sanitary / Heating / Cooling
 Sanitär / Heizung / Kühlung
 Sanitaire / Chauffage / Circuits réfrigérants
 Agua sanitaria / Calefacción / Circuito refrigeracion

| CODE | De mm | D1 mm | D2 mm | S mm |  |  | € |
|------------|--------------|----------|----------|---------|---|---|---|
| 115683102E | 15 - 18 | 18 | 10 | 2,5 | 1 | 20 | - |
| 115683304E | 15 - 18 - 22 | 24 | 14 | 2,5 | 1 | 20 | - |
| 115683100E | 18 - 22 - 28 | 30 | 20 | 2,5 | 1 | 20 | - |
| 115683114E | 28 - 35 | 39 | 27 | 2,5 | 2 | 20 | - |
| 115683112E | 35 - 42 | 44,5 | 34 | 2,5 | 3 | 20 | - |
| 115183134E | 42 | 50,5 | 40 | 2,5 | 3 | 20 | - |
| 115683134E | 42 | 50,5 | 38 | 2,5 | 4 | 20 | - |
| 115183200E | 42 | 56 | 42 | 2,5 | 4 | 20 | - |
| 115183540E | 54 | 65,5 | 53,5 | 3 | 4 | 20 | - |
| 115183154E | 54 | 65,5 | 45 | 3 | 4 | 20 | - |
| 115183054E | 54 | 71,5 | 53 | 3 | 5 | 20 | - |



B 50 52


115/HNBR

GUARNIZIONE HNBR

- HNBR GASKET
- DICTUNG AUS HNBR
- JOINT HNBR
- JUNTA EN HNBR



NOTE: Impieghi / Application field / Einsatzgebiete / Champs d'application /
 Aplicaciones:
 Gas / Gas / Gas / Gaz / Gas

| CODE | De mm | D1 mm | D2 mm | S mm |  |  | € |
|------------|----------|----------|----------|---------|---|---|---|
| 115683102H | 15 - 18 | 18 | 10 | 2,5 | 1 | 20 | - |
| 115683304H | 15 - 18 | 24 | 14 | 2,5 | 1 | 20 | - |
| 115683100H | 22 - 28 | 30 | 20 | 2,5 | 1 | 20 | - |
| 115683114H | 28 - 35 | 39 | 27 | 2,5 | 2 | 20 | - |
| 115183112H | 35 - 42 | 44,5 | 34 | 2,5 | 3 | 20 | - |
| 115183200H | 42 - 54 | 56 | 42 | 2,5 | 4 | 20 | - |

B 50 52**115/FKM****GUARNIZIONE FKM**

- FKM GASKET
- DICTUNG AUS FKM
- JOINT FKM
- JUNTA EN FKM

NOTE: Impieghi / Application field / Einsatzgebiete / Champs d'application /
Aplicaciones:
Solare / Solar / Solar / Solaire / Solares.

| CODE | De mm | D1 mm | D2 mm | S mm |  |  | € |
|------------|--------------|----------|----------|---------|---|---|---|
| 115683102F | 15 - 18 | 18 | 10 | 3 | 1 | 20 | - |
| 115683304F | 15 - 18 - 22 | 24 | 14 | 3 | 1 | 20 | - |
| 115683100F | 18 - 22 - 28 | 30 | 20 | 3 | 1 | 20 | - |
| 115683114F | 28 - 35 | 39 | 27 | 3 | 2 | 20 | - |
| 115183112F | 35 - 42 | 44,5 | 34 | 3 | 3 | 20 | - |
| 115183051F | 28 | 47,5 | 37 | 3 | 3 | 20 | - |
| 115183134F | 42 | 50,5 | 40 | 3 | 4 | 20 | - |
| 115183200F | 42 - 54 | 56 | 42 | 3 | 4 | 20 | - |
| 115183540F | 54 | 65,5 | 53,5 | 3 | 4 | 20 | - |
| 115183242F | 42 | 66 | 56 | 3 | 4 | 20 | - |
| 115183054F | 54 | 71,5 | 53 | 3 | 5 | 20 | - |
| 115183254F | 54 | 79,5 | 69 | 3 | 5 | 20 | - |

**850NS****BENDA DI PROTEZIONE BUTILICA RACCORDI STEELPRES**

- BANDAGE PROTECTION FOR STEELPRES FITTINGS
- SCHUTZBAND FÜR STEELPRES FITTINGE
- BANDE DE PROTECTION POUR RACCORDS STEELPRES
- FUNDA DE PROTECCION PIEZAS STEELPRES

B 60 60

| CODE | Lg x L cm x m |  |  | € |
|-------------|------------------|---|---|---|
| 850NS000000 | 5 cm x 9,15 m | 734 | 24 | - |

Raccomandato per impianti di raffrescamento
Recommended for cooling installation
Empfehl fuer Kuehlungsanlagen
Recommandé pour installations de refroidissement
Recomendado para instalaciones de refrigeracion

FOCUS ON

Umidità e condensa: quando si forma, perché?

La condensa è un fenomeno naturale che si manifesta quando l'aria carica di vapore acqueo entra in contatto con superfici fredde.

La differenza di temperatura tra aria calda e superficie fredda provoca la trasformazione del vapore in gocce d'acqua.

Effetto della condensa sui tubi in acciaio al carbonio zincati.

Negli impianti di raffrescamento realizzati con tubi zincati non adeguatamente protetti, l'eventuale formazione di condensa sulla superficie esterna del tubo in presenza di ossigeno, provoca la formazione di ossido di zinco. Una volta consumato tutto lo zinco superficiale, sulla sottostante superficie in acciaio al carbonio si innesca una corrosione generalizzata con formazione di ossido di ferro.

Come risolvere il problema?

Per preservare il tubo in acciaio al carbonio è necessario rivestire la sua superficie con un materiale protettivo che non si ossidi e che svolga azione di barriera fisica tra tubazione ed atmosfera.

Quale soluzione offre RM?

Per facilitare la fase di installazione e protezione delle tubazioni e dei raccordi Steelpres, mettiamo a disposizione tubo in acciaio al carbonio zincato rivestito con PP e bende butiliche da nastrire sopra i raccordi.

Protezione di tubi e raccordi dalla corrosione esterna.

Il nastro adesivo isobutilico presenta grande allungabilità in entrambi i sensi ed un forte potere adesivo ed auto amalgamante. Lo stesso non necessita di primer aggrappante, impermeabilizza perfettamente le superfici, isolando da agenti atmosferici e chimici blandi. La grande allungabilità conferisce ai nastri un'adattabilità pressochè universale su tutte le superfici, anche le più irregolari quali curve,



Tee, giunti a bicchiere etc. Per applicarlo è sufficiente che la superficie sia pulita e non umida. Il nastro va spellicolato esercitando la tensione necessaria a seconda delle situazioni. Esso si allunga infatti fino al 700% della sua lunghezza iniziale mentre lo spessore finale è in funzione della trazione esercitata. È consigliabile una sovrapposizione di almeno un 10% della larghezza del nastro.

La protezione attraverso il rivestimento con fasce e/o verniciatura, deve comunque avvenire sempre dopo la prova impianto.

RM's solution.

To ease the phases of installation and protection zinc-plated carbon steel pipe coated with PP and butyl tapes to be applied onto fittings.

Protection of pipelines and connections from external corrosion.

The butanol-adhesive tape has high tensile and high adhesive strength and is selffluxing. It requires no adherent primer, lets surfaces perfectly repel water and insulates against atmospheric influences and free chemicals.

The high tensibility provides the tapes with comprehensive applicability for all types of surfaces, even for irregular surfaces such as bends, T-piece, sleeves, etc.

For the application, it is sufficient that the surface is clean but not wet.

The tape must be under pressure and cleaned depending on the situation. It extends over 700% compared to its original length, while the width at the end depends on the extension.

It is recommended to overlap the tape with at least 10% of the tape width. A coating protection with the help of tapes and/or varnish must always occur after a trial run of the system.

Humidity and condensate: when and why it creates.

Condensate is a natural event appearing when the air rich in water vapour comes into contact with cold surfaces.

The difference in temperature between hot air and cold surfaces brings about the transformation of vapour in water drops.

Effects of condensate on zincplated carbon steel pipes.

In cooling systems obtained from not suitably protected zinc-plated pipes, possible condensate creation on pipes' outer surface in presence of oxygen causes the formation of zinc oxide. After superficial zinc consumption, on carbon steel surface under zinc coating a general corrosion starts with the formation of iron oxide.

How to solve the problem.

In order to protect carbon steel pipes, it is necessary to coat its surface by a protective material that does not oxidise and acts as physical barrier between pipe and atmosphere.



Sistemi di scarico

WASTE SYSTEMS

ABFLUSSSYSTEME

SYSTÈMES DE EVACUATION

SISTEMAS DE EVACUACIÓN

Raccorderie Metalliche **Drain**

RM DRAIN è un sistema di scarico composto da elementi tubiformi e raccordi in acciaio inossidabile AISI 316L (1.4404) a parete sottile, particolarmente adatto per convogliare, sia a gravità che sottovuoto, acque reflue frequentemente contaminate da sostanze organiche e chimiche corrosive. Il vasto assortimento dei componenti è disponibile in sette dimensioni, dal DN 40 al DN 150 (DN 200 in fase di realizzazione). Grazie alla loro elevata resistenza al fuoco (Certificati Classe A, non combustibili), consente di soddisfare molteplici installazioni, in particolare quelle in ambito navale (navi da crociera, navi militari, yacht, strutture offshore, ecc.).

RM DRAIN is a draining system consisting of tubes and joints in AISI 316L (1.4404) stainless steel, thin wall, suitable to convey, with gravity or under vacuum, waste waters which are frequently contaminated with organic or chemical corrosive substances. The wide range of products is available in seven sizes, DN 40 to DN 150 (DN 200 work in progress). As they are consistently fire resistant, (certified class A, not combustible), they allow to comply with many installation requirements as for marine installations (cruise ships, military ships, yacht, offshore structures, etc.).



Il montaggio del sistema RM DRAIN richiede semplici e rapide operazioni manuali che non obbligano l'utilizzo di particolari e spesso costose attrezzature.

The RM DRAIN assembling procedure asks for simple and rapid manual operations, with no specific or expensive tool.



1 Verificare pulizia componenti / Verify the components' cleaning



2 Inserire guarnizione nel bicchiere / Insert the gasket into socket



3 Verificare posizionamento guarnizione / Verify the correct gasket's position



4 Marcatura quota d'innesto / Marking the insertion's depth



5 Lubrificazione zona interna guarnizione / Internal gasket lubrication



6 Inserimento tubo nel raccordo / Inserting of the pipe into the fitting













7 Pulizia di eventuale grasso residuo / Cleaning of the grease residual



8 Controllo completo inserimento del tubo nel bicchiere // Check of complete pipe's insertion into the fitting

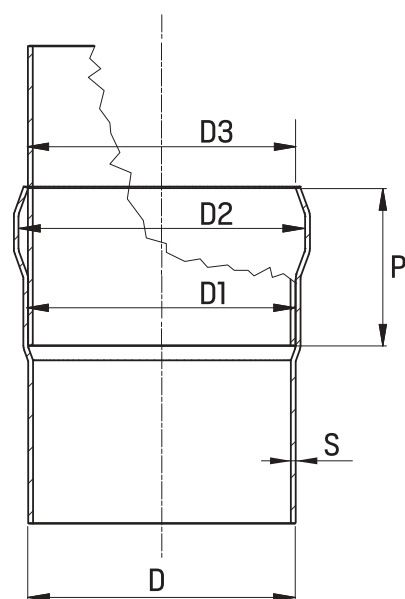
Certificazioni / Certifications


| | | | |
|---|---|---|----------------------------|
|  |  | PIPES AND FITTINGS FOR VACUUM AND GRAVITY DRAIN SYSTEM - RM DRAIN | LR2003327TA |
|  |  | PIPE PENETRATION RM DRAIN M1-M2-M3-M4 | MED 1650184 |
|  |  | RM DRAIN TUBAZIONI DI SCARICO A GRAVITÀ E VUOTO RM DRAINING SYSTEMS - GRAVITY AND VACUUM | MAC - 412019CS / 001 - 002 |
|  |  | PIPES AND FITTINGS FOR VACUUM AND GRAVITY DRAIN SYSTEM - RM DRAIN | TAP000017F |
|  |  | DRAINING SYSTEM | POCC IT.AM05.H05079 |

FOCUS ON

DIMENSIONI DEL BICCHIERE / SOCKET SIZE

| DN | D mm | S mm | D1 mm | D2 mm | D3 mm | P mm |
|--------|---------|---------|----------|----------|----------|---------|
| DN 40 | 42 | 1 | 45 | 48 | 45 | 30 |
| DN 50 | 53 | 1 | 56 | 60 | 56 | 38 |
| DN 65 | 73 | 1,25 | 76 | 81 | 76 | 55 |
| DN 80 | 88,9 | 1,25 | 92 | 99 | 92 | 60 |
| DN 100 | 102 | 1,25 | 106 | 114 | 107 | 70 |
| DN 125 | 133 | 1,5 | 138 | 147 | 140 | 75 |
| DN 150 | 159 | 1,5 | 164 | 176 | 168 | 80 |





802

TUBO CON UN BICCHIERE

- PIPE WITH ONE SOCKET
- ROHR MIT EINER MUFFE
- TUYAU AVEC UNE EMBOITURE
- TUBO CON UN MANGUITO

MATERIAL: AISI 316L - 1.4404
GASKET: EPDM cod. 826/GV (Ø 40 ÷ 65)
 EPDM cod. 826/G (Ø 80 ÷ 150)
NORM: EN 1124-3


| CODE | DN | D1 mm | L mm | A mm | kg | | € |
|-----------|-----|----------|---------|---------|-------|---|---|
| 802040025 | 40 | 42 | 250 | 30 | 0,295 | 1 | - |
| 802040050 | | 42 | 500 | 30 | 0,550 | 1 | - |
| 802040075 | | 42 | 750 | 30 | 0,810 | 1 | - |
| 802040100 | | 42 | 1000 | 30 | 1,065 | 1 | - |
| 802040150 | | 42 | 1500 | 30 | 1,580 | 1 | - |
| 802040200 | | 42 | 2000 | 30 | 2,100 | 1 | - |
| 802040250 | | 42 | 2500 | 30 | 2,610 | 1 | - |
| 802040300 | | 42 | 3000 | 30 | 3,120 | 1 | - |
| 802050025 | 50 | 53 | 250 | 38 | 0,385 | 1 | - |
| 802050050 | | 53 | 500 | 38 | 0,710 | 1 | - |
| 802050075 | | 53 | 750 | 38 | 1,040 | 1 | - |
| 802050100 | | 53 | 1000 | 38 | 1,365 | 1 | - |
| 802050150 | | 53 | 1500 | 38 | 2,020 | 1 | - |
| 802050200 | | 53 | 2000 | 38 | 2,670 | 1 | - |
| 802050250 | | 53 | 2500 | 38 | 3,320 | 1 | - |
| 802050300 | | 53 | 3000 | 38 | 3,970 | 1 | - |
| 802060025 | 65 | 73 | 250 | 55 | 0,710 | 1 | - |
| 802060050 | | 73 | 500 | 55 | 1,270 | 1 | - |
| 802060075 | | 73 | 750 | 55 | 1,850 | 1 | - |
| 802060100 | | 73 | 1000 | 55 | 2,400 | 1 | - |
| 802060150 | | 73 | 1500 | 55 | 3,550 | 1 | - |
| 802060200 | | 73 | 2000 | 55 | 4,650 | 1 | - |
| 802060250 | | 73 | 2500 | 55 | 5,800 | 1 | - |
| 802060300 | | 73 | 3000 | 55 | 6,900 | 1 | - |
| 802080025 | 80 | 88,9 | 250 | 60 | 0,875 | 1 | - |
| 802080050 | | 88,9 | 500 | 60 | 1,600 | 1 | - |
| 802080075 | | 88,9 | 750 | 60 | 2,250 | 1 | - |
| 802080100 | | 88,9 | 1000 | 60 | 2,950 | 1 | - |
| 802080150 | | 88,9 | 1500 | 60 | 4,320 | 1 | - |
| 802080200 | | 88,9 | 2000 | 60 | 5,700 | 1 | - |
| 802080250 | | 88,9 | 2500 | 60 | 7,700 | 1 | - |
| 802080300 | | 88,9 | 3000 | 60 | 8,450 | 1 | - |
| 802100025 | 100 | 102 | 250 | 70 | 1,050 | 1 | - |
| 802100050 | | 102 | 500 | 70 | 1,850 | 1 | - |
| 802100075 | | 102 | 750 | 70 | 2,620 | 1 | - |
| 802100100 | | 102 | 1000 | 70 | 3,400 | 1 | - |
| 802100150 | | 102 | 1500 | 70 | 4,980 | 1 | - |
| 802100200 | | 102 | 2000 | 70 | 6,550 | 1 | - |
| 802100250 | | 102 | 2500 | 70 | 8,130 | 1 | - |
| 802100300 | | 102 | 3000 | 70 | 9,700 | 1 | - |
| 802125025 | 125 | 133 | 250 | 75 | 1,650 | 1 | - |
| 802125050 | | 133 | 500 | 75 | 2,885 | 1 | - |



B 100 101**802****TUBO CON UN BICCHIERE**

- PIPE WITH ONE SOCKET
- ROHR MIT EINER MUFFE
- TUYAU AVEC UNE EMBOITURE
- TUBO CON UN MANGUITO

MATERIAL: AISI 316L – 1.4404**GASKET:** EPDM cod. 826/GV (Ø 40 ÷ 65)

EPDM cod. 826/G (Ø 80 ÷ 150)

NORM: EN 1124-3


| CODE | DN | Ø1 mm | L mm | A mm |  |  | € |
|-----------|-----|----------|---------|---------|---|---|---|
| 802125075 | 125 | 133 | 750 | 75 | 4,125 | 1 | - |
| 802125100 | | 133 | 1000 | 75 | 5,360 | 1 | - |
| 802125150 | | 133 | 1500 | 75 | 7,830 | 1 | - |
| 802125200 | | 133 | 2000 | 75 | 10,300 | 1 | - |
| 802125250 | | 133 | 2500 | 75 | 12,775 | 1 | - |
| 802125300 | | 133 | 3000 | 75 | 15,250 | 1 | - |
| 802150025 | 150 | 159 | 250 | 80 | 2,000 | 1 | - |
| 802150050 | | 159 | 500 | 80 | 3,500 | 1 | - |
| 802150075 | | 159 | 750 | 80 | 5,000 | 1 | - |
| 802150100 | | 159 | 1000 | 80 | 6,450 | 1 | - |
| 802150150 | | 159 | 1500 | 80 | 9,400 | 1 | - |
| 802150200 | | 159 | 2000 | 80 | 12,400 | 1 | - |
| 802150250 | | 159 | 2500 | 80 | 15,350 | 1 | - |
| 802150300 | | 159 | 3000 | 80 | 18,300 | 1 | - |



B 100 101**803****TUBO CON DUE BICCHIERI**

- PIPE WITH TWO SOCKETS
- ROHR MIT ZWEI MUFFEN
- TUYAU AVEC DEUX EMBOITURES
- TUBO CON DOS MANGUITOS

MATERIAL: AISI 316L – 1.4404**GASKET:** EPDM cod. 826/GV (Ø 40 ÷ 65)

EPDM cod. 826/G (Ø 80 ÷ 150)

NORM: EN 1124-3

| CODE | DN | Ø1 mm | L mm | A mm |  |  | € | |
|------------|----|----------|---------|---------|---|---|---|---|
| 8030400250 | 40 | 42 | 250 | 30 | 0,330 | 1 | - | |
| 8030400500 | | 42 | 500 | 30 | 0,580 | 1 | - | |
| 8030400750 | | 42 | 750 | 30 | 0,860 | 1 | - | |
| 8030401000 | | 42 | 1000 | 30 | 1,100 | 1 | - | |
| 8030401500 | | 42 | 1500 | 30 | 1,600 | 1 | - | |
| 8030402000 | | 42 | 2000 | 30 | 2,150 | 1 | - | |
| 8030402500 | | 42 | 2500 | 30 | 2,650 | 1 | - | |
| 8030403000 | | 42 | 3000 | 30 | 3,150 | 1 | - | |
| 8030500250 | | 50 | 53 | 250 | 38 | 0,420 | 1 | - |
| 8030500500 | | | 53 | 500 | 38 | 0,755 | 1 | - |
| 8030500750 | 53 | | 750 | 38 | 1,080 | 1 | - | |
| 8030501000 | 53 | | 1000 | 38 | 1,400 | 1 | - | |
| 8030501500 | 53 | | 1500 | 38 | 2,100 | 1 | - | |
| 8030502000 | 53 | | 2000 | 38 | 2,700 | 1 | - | |
| 8030502500 | 53 | | 2500 | 38 | 3,350 | 1 | - | |
| 8030503000 | 53 | | 3000 | 38 | 4,010 | 1 | - | |

B 100 101

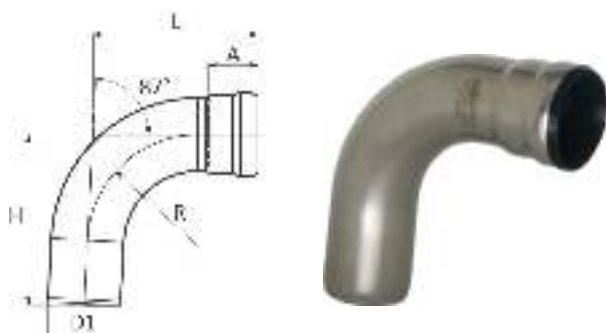

803

TUBO CON DUE BICCHIERI

- PIPE WITH TWO SOCKETS
- ROHR MIT ZWEI MUFFEN
- TUYAU AVEC DEUX EMBOITURES
- TUBO CON DOS MANGUITOS

MATERIAL: AISI 316L - 1.4404
GASKET: EPDM cod. 826/GV (Ø 40 ÷ 65)
 EPDM cod. 826/G (Ø 80 ÷ 150)
NORM: EN 1124-3

| CODE | DN | D1 mm | L mm | A mm | kg | | € |
|------------|------|----------|---------|---------|--------|---|---|
| 8030650250 | 65 | 73 | 250 | 55 | 0,760 | 1 | - |
| 8030650500 | | 73 | 500 | 55 | 1,330 | 1 | - |
| 8030650750 | | 73 | 750 | 55 | 1,880 | 1 | - |
| 8030651000 | | 73 | 1000 | 55 | 2,450 | 1 | - |
| 8030651500 | | 73 | 1500 | 55 | 3,560 | 1 | - |
| 8030652000 | | 73 | 2000 | 55 | 4,700 | 1 | - |
| 8030652500 | | 73 | 2500 | 55 | 5,820 | 1 | - |
| 8030653000 | 80 | 73 | 3000 | 55 | 6,950 | 1 | - |
| 8030800750 | | 88,9 | 750 | 60 | 2,300 | 1 | - |
| 8030801000 | | 88,9 | 1000 | 60 | 3,000 | 1 | - |
| 8030801500 | | 88,9 | 1500 | 60 | 4,360 | 1 | - |
| 8030802000 | | 88,9 | 2000 | 60 | 5,780 | 1 | - |
| 8030802500 | | 88,9 | 2500 | 60 | 7,110 | 1 | - |
| 8030803000 | 88,9 | 3000 | 60 | 8,480 | 1 | - | |
| 8031000750 | 100 | 102 | 750 | 70 | 2,670 | 1 | - |
| 8031001000 | | 102 | 1000 | 70 | 3,500 | 1 | - |
| 8031001500 | | 102 | 1500 | 70 | 5,050 | 1 | - |
| 8031002000 | | 102 | 2000 | 70 | 6,600 | 1 | - |
| 8031002500 | | 102 | 2500 | 70 | 8,180 | 1 | - |
| 8031003000 | 102 | 3000 | 70 | 9,750 | 1 | - | |
| 8031250750 | 125 | 133 | 750 | 75 | 4,200 | 1 | - |
| 8031251000 | | 133 | 1000 | 75 | 5,400 | 1 | - |
| 8031251500 | | 133 | 1500 | 75 | 7,900 | 1 | - |
| 8031252000 | | 133 | 2000 | 75 | 10,350 | 1 | - |
| 8031252500 | | 133 | 2500 | 75 | 12,950 | 1 | - |
| 8031253000 | 133 | 3000 | 75 | 15,300 | 1 | - | |
| 8031500750 | 150 | 159 | 750 | 80 | 5,000 | 1 | - |
| 8031501000 | | 159 | 1000 | 80 | 6,500 | 1 | - |
| 8031501500 | | 159 | 1500 | 80 | 9,500 | 1 | - |
| 8031502000 | | 159 | 2000 | 80 | 12,450 | 1 | - |
| 8031502500 | | 159 | 2500 | 80 | 15,400 | 1 | - |
| 8031503000 | | 159 | 3000 | 80 | 18,350 | 1 | - |



**B 100 102****804/87****CURVA 87°**

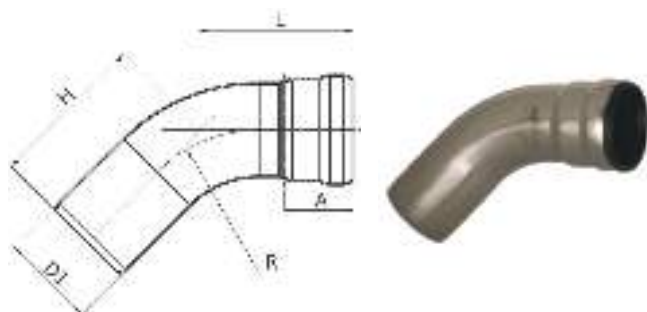
- ELBOW 87°
- ROHRBOGEN 87°
- COUDE 87°
- CURVA 87°

MATERIAL: AISI 316L - 1.4404**GASKET:** EPDM cod. 826/GV (Ø 40 ÷ 65)

EPDM cod. 826/G (Ø 80)

NORM: EN 1124-3

| CODE | DN | D1 mm | L mm | A mm | H mm | R mm |  |  | € |
|-----------|----|----------|---------|---------|---------|---------|---|---|---|
| 804040087 | 40 | 42 | 102 | 30 | 105 | 63 | 0,193 | 1 | - |
| 804050087 | 50 | 53 | 130 | 38 | 133 | 80 | 0,310 | 1 | - |
| 804065087 | 65 | 73 | 172 | 55 | 176 | 110 | 0,700 | 1 | - |
| 804080087 | 80 | 88,9 | 199 | 60 | 204 | 133 | 1,180 | 1 | - |



**B 100 102****804/45****CURVA 45°**

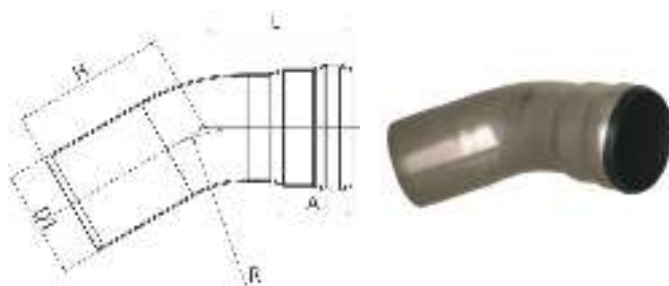
- ELBOW 45°
- ROHRBOGEN 45°
- COUDE 45°
- CURVA 45°

MATERIAL: AISI 316L - 1.4404**GASKET:** EPDM cod. 826/GV (Ø 40 ÷ 65)

EPDM cod. 826/G (Ø 80)

NORM: EN 1124-3

| CODE | DN | D1 mm | L mm | A mm | H mm | R mm |  |  | € |
|-----------|----|----------|---------|---------|---------|---------|---|---|---|
| 804040045 | 40 | 42 | 68 | 30 | 71 | 63 | 0,146 | 1 | - |
| 804050045 | 50 | 53 | 85 | 38 | 88 | 80 | 0,229 | 1 | - |
| 804065045 | 65 | 73 | 112 | 55 | 117 | 110 | 0,521 | 1 | - |
| 804080045 | 80 | 88,9 | 128 | 60 | 133 | 133 | 0,864 | 1 | - |



**B 100 102****804/30****CURVA 30°**

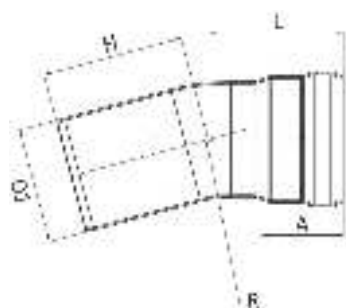
- ELBOW 30°
- ROHRBOGEN 30°
- COUDE 30°
- CURVA 30°

MATERIAL: AISI 316L - 1.4404**GASKET:** EPDM cod. 826/GV (Ø 40 ÷ 65)

EPDM cod. 826/G (Ø 80)

NORM: EN 1124-3

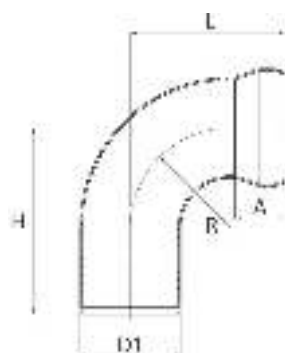
| CODE | DN | D1 mm | L mm | A mm | H mm | R mm |  |  | € |
|-----------|----|----------|---------|---------|---------|---------|---|---|---|
| 804040030 | 40 | 42 | 59 | 30 | 62 | 63 | 0,129 | 1 | - |
| 804050030 | 50 | 53 | 73 | 38 | 76 | 80 | 0,201 | 1 | - |
| 804065030 | 65 | 73 | 98 | 55 | 102 | 110 | 0,462 | 1 | - |
| 804080030 | 80 | 88,9 | 109 | 60 | 114 | 133 | 0,752 | 1 | - |

B 100 102

804/15
CURVA 15°

- ELBOW 15°
- ROHRBOGEN 15°
- COUDE 15°
- CURVA 15°

MATERIAL: AISI 316L - 1.4404
GASKET: EPDM cod. 826/GV (Ø 40 ÷ 65)
 EPDM cod. 826/G (Ø 80)
NORM: EN 1124-3

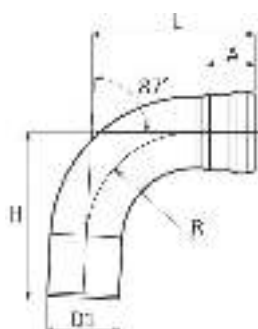
| CODE | DN | D1 mm | L mm | A mm | H mm | R mm | kg | | € |
|-----------|----|-------|------|------|------|------|-------|---|---|
| 804040015 | 40 | 42 | 51 | 30 | 54 | 63 | 0,114 | 1 | - |
| 804050015 | 50 | 53 | 62 | 38 | 65 | 80 | 0,173 | 1 | - |
| 804065015 | 65 | 73 | 82 | 55 | 86 | 110 | 0,393 | 1 | - |
| 804080015 | 80 | 88,9 | 90 | 60 | 95 | 133 | 0,632 | 1 | - |

B 100 102

805/T
CURVA TECNICA 87°

- TECHNICAL ELBOW 87°
- TECHNISCHE ROHRBOGEN 87°
- COUDE TECHNIQUE 87°
- CURVA TÉCNICA 87°

MATERIAL: AISI 316L - 1.4404
GASKET: EPDM cod. 826/G (Ø 40 ÷ 50)
 cod. 826/GV (Ø 65)
NORM: EN 1124-3

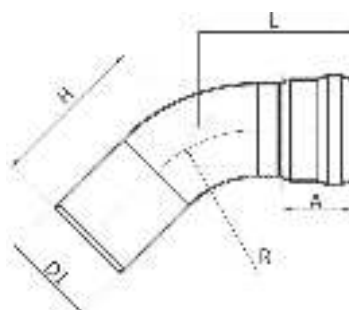
| CODE | DN | D1 mm | L mm | A mm | H mm | R mm | kg | | € |
|-----------|----|-------|------|------|------|------|-------|---|---|
| 805040000 | 40 | 42 | 64 | 20 | 79 | 42 | 0,159 | 1 | - |
| 805050000 | 50 | 53 | 81,5 | 26 | 98,5 | 53 | 0,252 | 1 | - |
| 805065000 | 65 | 73 | 127 | 55 | 142 | 73 | 0,720 | 1 | - |

B 100 102

805/87
CURVA RAGGIO STRETTO 87°

- ELBOW S.R. 87°
- ROHRBOGEN KURZE RADIUS 87°
- COUDE RAYON COURT 87°
- CURVA RADIO ESTRECHO 87°

MATERIAL: AISI 316L - 1.4404
GASKET: EPDM cod. 826/GV (Ø 40 ÷ 65)
 EPDM cod. 826/G (Ø 80 ÷ 150)
NORM: EN 1124-3

| CODE | DN | D1 mm | L mm | A mm | H mm | R mm | kg | | € |
|-----------|-----|-------|------|------|------|------|-------|---|---|
| 805040087 | 40 | 42 | 85 | 30 | 88 | 42 | 0,199 | 1 | - |
| 805050087 | 50 | 53 | 103 | 38 | 106 | 53 | 0,302 | 1 | - |
| 805065087 | 65 | 73 | 138 | 55 | 142 | 73 | 0,693 | 1 | - |
| 805080087 | 80 | 88,9 | 157 | 60 | 162 | 88,9 | 0,955 | 1 | - |
| 805100087 | 100 | 102 | 180 | 70 | 186 | 102 | 1,258 | 1 | - |
| 805125087 | 125 | 133 | 216 | 75 | 222 | 133 | 1,959 | 1 | - |
| 805150087 | 150 | 159 | 235 | 80 | 240 | 159 | 2,510 | 1 | - |



**805/45****B 100 102****CURVA RAGGIO STRETTO 45°**

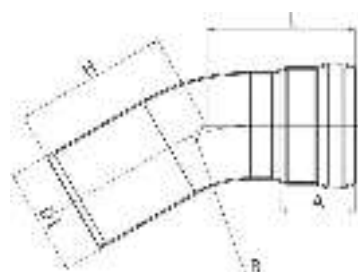
- ELBOW S.R. 45°
- ROHRBOGEN KURZE RADIUS 45°
- COUDE RAYON COURT 45°
- CURVA RADIO ESTRECHO 45°

MATERIAL: AISI 316L – 1.4404**GASKET:** EPDM cod. 826/GV (Ø 40 ÷ 65)

EPDM cod. 826/G (Ø 80 ÷ 150)

NORM: EN 1124-3

| CODE | DN | D1 mm | L mm | A mm | H mm | R mm |  |  | € |
|-----------|-----|----------|---------|---------|---------|---------|---|---|---|
| 805040045 | 40 | 42 | 60 | 30 | 63 | 42 | 0,156 | 1 | - |
| 805050045 | 50 | 53 | 74 | 38 | 77 | 53 | 0,241 | 1 | - |
| 805065045 | 65 | 73 | 98 | 55 | 102 | 73 | 0,549 | 1 | - |
| 805080045 | 80 | 88,9 | 109 | 60 | 114 | 88,9 | 0,744 | 1 | - |
| 805100045 | 100 | 102 | 124 | 70 | 126 | 102 | 0,958 | 1 | - |
| 805125045 | 125 | 133 | 147 | 75 | 154 | 133 | 1,502 | 1 | - |
| 805150045 | 150 | 159 | 159 | 80 | 147 | 159 | 1,825 | 1 | - |



**805/30****B 100 102****CURVA RAGGIO STRETTO 30°**

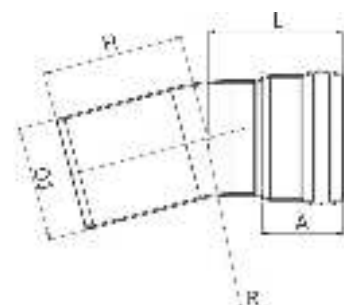
- ELBOW S.R. 30°
- ROHRBOGEN KURZE RADIUS 30°
- COUDE RAYON COURT 30°
- CURVA RADIO ESTRECHO 30°

MATERIAL: AISI 316L – 1.4404**GASKET:** EPDM cod. 826/GV (Ø 40 ÷ 65)

EPDM cod. 826/G (Ø 100 ÷ 150)



NORM: EN 1124-3

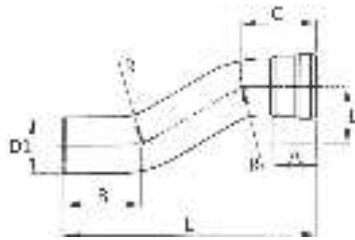
| CODE | DN | D1 mm | L mm | A mm | H mm | R mm |  |  | € |
|-----------|-----|----------|---------|---------|---------|---------|---|---|---|
| 805100030 | 100 | 102 | 110 | 70 | 115 | 102 | 0,877 | 1 | - |
| 805125030 | 125 | 133 | 125 | 75 | 131 | 133 | 1,298 | 1 | - |
| 805150030 | 150 | 159 | 136 | 80 | 124 | 159 | 1,580 | 1 | - |

**805/15****B 100 102****CURVA RAGGIO STRETTO 15°**

- ELBOW S.R. 15°
- ROHRBOGEN KURZE RADIUS 15°
- COUDE RAYON COURT 15°
- CURVA RADIO ESTRECHO 15°

MATERIAL: AISI 316L – 1.4404**GASKET:** EPDM cod. 826/G (Ø 100 ÷ 150)**NORM:** EN 1124-3

| CODE | DN | D1 mm | L mm | A mm | H mm | R mm |  |  | € |
|-----------|-----|----------|---------|---------|---------|---------|---|---|---|
| 805100015 | 100 | 102 | 96 | 70 | 101 | 102 | 0,877 | 1 | - |
| 805125015 | 125 | 133 | 107 | 75 | 112 | 133 | 1,100 | 1 | - |
| 805150015 | 150 | 159 | 114 | 80 | 102 | 159 | 1,331 | 1 | - |

B 100 102


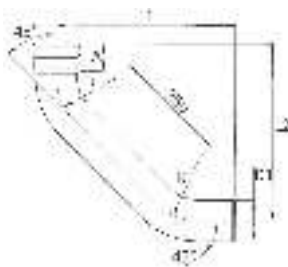
806

DISASSAMENTO 75/130/200 MM

- OFFSET 75/130/200 MM
- ETAGENBOGEN 75/130/200 MM
- DÉSAXEMENT 75/130/200 MM
- CURVA DESVIACIÓN 75/130/200 MM

MATERIAL: AISI 316L - 1.4404
GASKET: EPDM cod. 826/GV (Ø 65)
 EPDM cod. 826/G (Ø 80 ÷ 125)
NORM: EN 1124-3

| CODE | DN | D1 mm | E mm | L mm | A mm | B mm | C mm | R mm | kg | € | |
|-----------|-----|----------|---------|---------|---------|---------|---------|---------|-------|---|---|
| 806065075 | 65 | 73 | 75 | 329 | 55 | 101 | 98 | 110 | 0,950 | 1 | - |
| 806080075 | 80 | 88,9 | 75 | 352 | 60 | 114 | 109 | 133 | 1,000 | 1 | - |
| 806100075 | 100 | 102 | 75 | 321 | 70 | 126 | 120 | 102 | 1,200 | 1 | - |
| 806125075 | 125 | 133 | 75 | 375,5 | 75 | 154 | 146,5 | 133 | 1,996 | 1 | - |
| 806065130 | 65 | 73 | 130 | 359 | 55 | 117 | 113 | 110 | 0,880 | 1 | - |
| 806080130 | 80 | 88,9 | 130 | 390 | 60 | 133 | 127 | 133 | 1,350 | 1 | - |
| 806100130 | 100 | 102 | 130 | 376 | 70 | 126 | 120 | 102 | 1,520 | 1 | - |
| 806125130 | 125 | 133 | 130 | 430,5 | 75 | 154 | 146,5 | 133 | 2,381 | 1 | - |
| 806065200 | 65 | 73 | 200 | 430 | 55 | 117 | 113 | 110 | 1,120 | 1 | - |
| 806080200 | 80 | 88,9 | 200 | 460 | 60 | 133 | 127 | 133 | 1,550 | 1 | - |
| 806100200 | 100 | 102 | 200 | 446 | 70 | 126 | 120 | 102 | 1,780 | 1 | - |
| 806125200 | 125 | 133 | 200 | 500,5 | 75 | 154 | 146,5 | 133 | 2,870 | 1 | - |



Articolo speciale a richiesta.
Special code on demand.

807

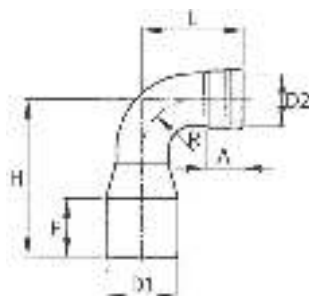
CURVA PROLUNGATA

- STREMLINE BEND
- LANG ROHRBOGEN
- COUDE PROLONGÉE
- CURVA EXTENDIDA

GASKET: EPDM cod. 826/G (Ø 80 ÷ 125)
MATERIAL: AISI 316L - 1.4404
NORM: EN 1124-3

B 100 102

| CODE | DN | D1 mm | L1 mm | L2 mm | A mm | R mm | kg | € | |
|-----------|-----|----------|----------|----------|---------|---------|-------|---|---|
| 807080000 | 80 | 88,9 | 388 | 383 | 60 | 133 | 1,850 | 1 | - |
| 807100000 | 100 | 102 | 362,5 | 356,5 | 70 | 102 | 2,100 | 1 | - |
| 807125000 | 125 | 133 | 414 | 407 | 75 | 133 | 3,292 | 1 | - |



Articolo speciale a richiesta.
Special code on demand.

807/R

GOMITO RIDOTTO 87°

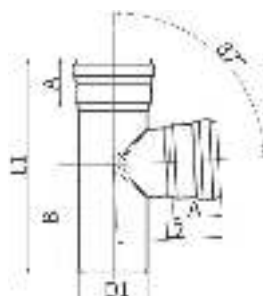
- REDUCED ELBOW 87°
- REDUZIERTE ROHRBOGEN 87°
- COUDE RÉDUIT 87°
- CURVA REDUCIDA 87°

MATERIAL: AISI 316L - 1.4404
GASKET: EPDM cod. 826/GV (Ø 50 ÷ 65)
NORM: EN 1124-3

B 100 102

| CODE | DN1 | DN2 | D1 mm | D2 mm | A mm | L mm | H mm | F mm | R mm | kg | € | |
|-----------|-----|-----|----------|----------|---------|---------|---------|---------|---------|-------|---|---|
| 807050040 | 50 | 40 | 53 | 42 | 30 | 85 | 124 | 62 | 42 | 0,290 | 1 | - |
| 807065050 | 65 | 50 | 73 | 53 | 38 | 103 | 161 | 60 | 53 | 0,390 | 1 | - |

B 100 102



**808/87****BRAGA 87°**

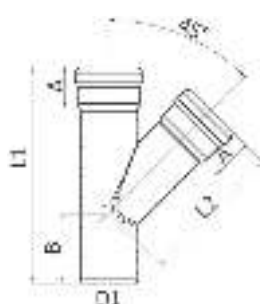
- BRANCH 87°
- ABZWEIG 87°
- EMBRANCHEMENT 87°
- DERIVACIÓN M-H 87°

MATERIAL: AISI 316L – 1.4404**GASKET:** EPDM cod. 826/GV (Ø 40 ÷ 65)

EPDM cod. 826/G (Ø 80 ÷ 150)

NORM: EN 1124-3

| CODE | DN | D1 mm | A mm | L1 mm | L2 mm | B mm |  |  | € |
|-----------|-----|----------|---------|----------|----------|---------|---|---|---|
| 808040087 | 40 | 42 | 30 | 137 | 67 | 69,5 | 0,193 | 1 | - |
| 808050087 | 50 | 53 | 38 | 165 | 81 | 83,5 | 0,291 | 1 | - |
| 808065087 | 65 | 73 | 55 | 209 | 109 | 106 | 0,639 | 1 | - |
| 808080087 | 80 | 88,9 | 60 | 235 | 123 | 119 | 0,863 | 1 | - |
| 808100087 | 100 | 102 | 70 | 291 | 138 | 147,5 | 1,196 | 1 | - |
| 808125087 | 125 | 133 | 75 | 360 | 159 | 182 | 2,219 | 1 | - |
| 808150087 | 150 | 159 | 80 | 403 | 178 | 204 | 2,932 | 1 | - |

**808/45****BRAGA 45°**



- BRANCH 45°
- ABZWEIG 45°
- EMBRANCHEMENT 45°
- DERIVACIÓN M-H 45°

MATERIAL: AISI 316L – 1.4404**GASKET:** EPDM cod. 826/GV (Ø 40 ÷ 65)

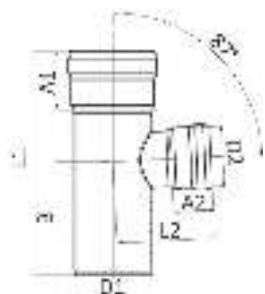
EPDM cod. 826/G (Ø 80 ÷ 150)

NORM: EN 1124-3

B 100 102

| CODE | DN | D1 mm | A mm | L1 mm | L2 mm | B mm |  |  | € |
|-----------|-----|----------|---------|----------|----------|---------|---|---|---|
| 808040045 | 40 | 42 | 30 | 155 | 100 | 55 | 0,233 | 1 | - |
| 808050045 | 50 | 53 | 38 | 198 | 132,5 | 64 | 0,382 | 1 | - |
| 808065045 | 65 | 73 | 55 | 255 | 170 | 85 | 0,864 | 1 | - |
| 808080045 | 80 | 88,9 | 60 | 295 | 210 | 95 | 1,200 | 1 | - |
| 808100045 | 100 | 102 | 70 | 335 | 225 | 110 | 1,517 | 1 | - |
| 808125045 | 125 | 133 | 75 | 415 | 285 | 130 | 2,936 | 1 | - |
| 808150045 | 150 | 159 | 80 | 460 | 320 | 140 | 3,856 | 1 | - |

B 100 102



809

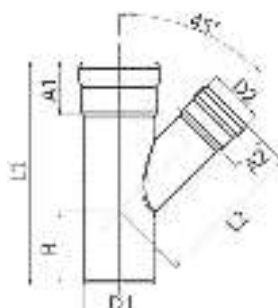
BRAGA RIDOTTA 87°

- REDUCED BRANCH 87°
- REDUZIERTE ABZWEIG 87°
- EMBRANCHEMENT RÉDUIT 87°
- DERIVACIÓN M-H REDUCIDA 87°

MATERIAL: AISI 316L - 1.4404
GASKET: EPDM cod. 826/GV (Ø 40 ÷ 65)
 EPDM cod. 826/G (Ø 80 ÷ 150)
NORM: EN 1124-3

| CODE | DN1 | DN2 | D1 mm | D2 mm | A1 mm | A2 mm | L1 mm | L2 mm | B mm | kg | | € |
|-----------|-----|-----|-------|-------|-------|-------|-------|-------|-------|-------|---|---|
| 809050040 | 50 | 40 | 53 | 42 | 38 | 30 | 165 | 73 | 83,5 | 0,269 | 1 | - |
| 809065040 | 65 | 40 | 73 | 42 | 55 | 30 | 209 | 83 | 106 | 0,528 | 1 | - |
| 809065050 | 65 | 50 | 73 | 53 | 55 | 38 | 209 | 91 | 106 | 0,547 | 1 | - |
| 809080050 | 80 | 50 | 88,9 | 53 | 60 | 38 | 235 | 99 | 119 | 0,726 | 1 | - |
| 809100040 | 100 | 40 | 102 | 42 | 70 | 30 | 216 | 97 | 110 | 0,749 | 1 | - |
| 809100050 | 100 | 50 | 102 | 53 | 70 | 38 | 226 | 105 | 115 | 0,800 | 1 | - |
| 809100065 | 100 | 65 | 102 | 73 | 70 | 55 | 291 | 123 | 147,5 | 1,092 | 1 | - |
| 809100080 | 100 | 80 | 102 | 88,9 | 70 | 60 | 291 | 128 | 147,5 | 1,136 | 1 | - |
| 809125050 | 125 | 50 | 133 | 53 | 75 | 38 | 294 | 121 | 149 | 1,551 | 1 | - |
| 809125065 | 125 | 65 | 133 | 73 | 75 | 55 | 294 | 139 | 149 | 1,633 | 1 | - |
| 809125100 | 125 | 100 | 133 | 102 | 75 | 70 | 294 | 153 | 149 | 1,723 | 1 | - |
| 809150065 | 150 | 65 | 159 | 73 | 80 | 55 | 343 | 152 | 174 | 2,221 | 1 | - |
| 809150100 | 150 | 100 | 159 | 102 | 80 | 70 | 343 | 166 | 174 | 2,308 | 1 | - |
| 809150125 | 150 | 125 | 159 | 133 | 80 | 75 | 403 | 172 | 204 | 2,832 | 1 | - |

B 100 102



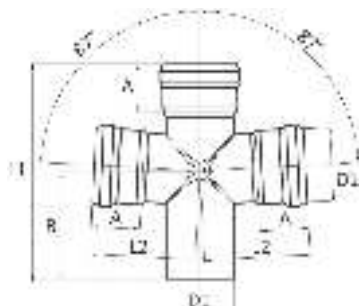
810

BRAGA RIDOTTA 45°

- REDUCED BRANCH 45°
- REDUZIERTE ABZWEIG 45°
- EMBRANCHEMENT RÉDUIT 45°
- DERIVACIÓN M-H REDUCIDA 45°

MATERIAL: AISI 316L - 1.4404
GASKET: EPDM cod. 826/GV (Ø 40 ÷ 65)
 EPDM cod. 826/G (Ø 80 ÷ 150)
NORM: EN 1124-3

| CODE | DN1 | DN2 | D1 mm | D2 mm | A1 mm | A2 mm | L1 mm | L2 mm | B mm | kg | | € |
|-----------|-----|-----|-------|-------|-------|-------|-------|-------|------|-------|---|---|
| 810050040 | 50 | 40 | 53 | 42 | 38 | 30 | 198 | 147 | 65 | 0,373 | 1 | - |
| 810065040 | 65 | 40 | 73 | 42 | 55 | 30 | 205 | 145 | 60 | 0,563 | 1 | - |
| 810065050 | 65 | 50 | 73 | 53 | 55 | 38 | 230 | 155 | 75 | 0,651 | 1 | - |
| 810080050 | 80 | 50 | 88,9 | 53 | 60 | 38 | 245 | 173 | 72 | 0,820 | 1 | - |
| 810080065 | 80 | 65 | 88,9 | 73 | 60 | 55 | 255 | 180 | 85 | 0,961 | 1 | - |
| 810100040 | 100 | 40 | 102 | 42 | 70 | 30 | 250 | 185 | 65 | 0,916 | 1 | - |
| 810100050 | 100 | 50 | 102 | 53 | 70 | 38 | 270 | 195 | 75 | 1,019 | 1 | - |
| 810100065 | 100 | 65 | 102 | 73 | 70 | 55 | 300 | 210 | 95 | 1,257 | 1 | - |
| 810100080 | 100 | 80 | 102 | 88,9 | 70 | 60 | 320 | 220 | 100 | 1,408 | 1 | - |
| 810125050 | 125 | 50 | 133 | 53 | 75 | 38 | 300 | 225 | 75 | 1,671 | 1 | - |
| 810125065 | 125 | 65 | 133 | 73 | 75 | 55 | 330 | 240 | 90 | 2,236 | 1 | - |
| 810125100 | 125 | 100 | 133 | 102 | 75 | 70 | 365 | 260 | 105 | 2,294 | 1 | - |
| 810150065 | 150 | 65 | 159 | 73 | 80 | 55 | 330 | 240 | 90 | 2,314 | 1 | - |
| 810150100 | 150 | 100 | 159 | 102 | 80 | 70 | 360 | 281 | 89 | 2,695 | 1 | - |
| 810150125 | 150 | 125 | 159 | 133 | 80 | 75 | 420 | 300 | 120 | 3,358 | 1 | - |



B 100 102**811/87****BRAGA DOPPIA 87°**

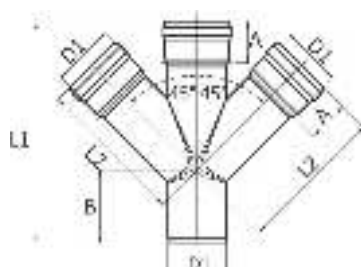
- DOUBLE BRANCH 87°
- DOPPELABZWEIG 87°
- EMBRANCHEMENT DOUBLE 87°
- DERIVACIÓN DOBLE M-H 87°

MATERIAL: AISI 316L – 1.4404**GASKET:** EPDM cod. 826/GV (Ø 50 ÷ 65)

EPDM cod. 826/G (Ø 100 ÷ 150)

NORM: EN 1124-3

| CODE | DN | D1 mm | A mm | L1 mm | L2 mm | B mm |  |  | € |
|-----------|-----|----------|---------|----------|----------|---------|---|---|---|
| 811050087 | 50 | 53 | 38 | 165 | 81 | 83,5 | 0,359 | 1 | - |
| 811065087 | 65 | 73 | 55 | 209 | 109 | 105,5 | 0,792 | 1 | - |
| 811100087 | 100 | 102 | 70 | 291 | 138 | 147,5 | 1,451 | 1 | - |
| 811125087 | 125 | 133 | 75 | 360 | 159 | 182 | 2,616 | 1 | - |
| 811150087 | 150 | 159 | 80 | 403 | 178 | 204 | 3,422 | 1 | - |



**811/45****B 100 102****BRAGA DOPPIA 45°**

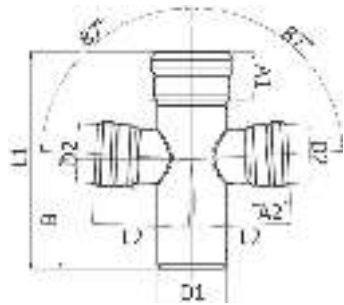
- DOUBLE BRANCH 45°
- DOPPELABZWEIG 45°
- EMBRANCHEMENT DOUBLE 45°
- DERIVACIÓN DOBLE M-H 45°

MATERIAL: AISI 316L – 1.4404**GASKET:** EPDM cod. 826/GV (Ø 50 ÷ 65)

EPDM cod. 826/G (Ø 100 ÷ 150)

NORM: EN 1124-3

| CODE | DN | D1 mm | A mm | L1 mm | L2 mm | B mm |  |  | € |
|-----------|-----|----------|---------|----------|----------|---------|---|---|---|
| 811050045 | 50 | 53 | 38 | 198 | 132,5 | 65 | 0,497 | 1 | - |
| 811065045 | 65 | 73 | 55 | 255 | 170 | 85 | 1,078 | 1 | - |
| 811100045 | 100 | 102 | 70 | 335 | 225 | 110 | 1,953 | 1 | - |
| 811125045 | 125 | 133 | 75 | 415 | 285 | 130 | 3,780 | 1 | - |
| 811150045 | 150 | 159 | 80 | 460 | 320 | 140 | 4,938 | 1 | - |



812

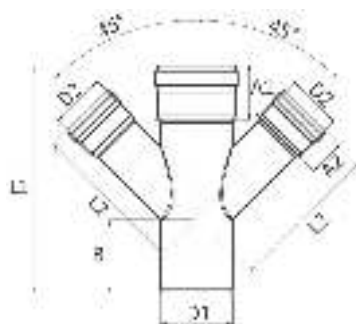
B 100 102

BRAGA DOPPIA RIDOTTA 87°

- REDUCED DOUBLE BRANCH 87°
- REDUZIERTE DOPPELABZWEIG 87°
- EMBRANCHEMENT DOUBLE RÉDUIT 87°
- DERIVACIÓN DOBLE M-H REDUCIDA 87°

MATERIAL: AISI 316L - 1.4404
GASKET: EPDM cod. 826/GV (Ø 40 ÷ 65)
 EPDM cod. 826/G (Ø 80 ÷ 150)
NORM: EN 1124-3

| CODE | DN1 | DN2 | D1 mm | D2 mm | A1 mm | A2 mm | L1 mm | L2 mm | B mm | kg | € |
|-----------|-----|-----|-------|-------|-------|-------|-------|-------|-------|-------|---|
| 812050040 | 50 | 40 | 53 | 42 | 38 | 30 | 165 | 73 | 83,5 | 0,315 | - |
| 812065050 | 65 | 50 | 73 | 53 | 55 | 38 | 209 | 91 | 105,5 | 0,610 | - |
| 812080050 | 80 | 50 | 88,9 | 53 | 60 | 38 | 235 | 99 | 119 | 0,788 | - |
| 812100050 | 100 | 50 | 102 | 53 | 70 | 38 | 226 | 105 | 115 | 0,860 | - |
| 812100065 | 100 | 65 | 102 | 73 | 70 | 55 | 291 | 123 | 147,5 | 1,242 | - |
| 812100080 | 100 | 80 | 102 | 88,9 | 70 | 60 | 291 | 128 | 147,5 | 1,330 | - |
| 812125100 | 125 | 100 | 133 | 102 | 75 | 70 | 294 | 158 | 149 | 1,949 | - |
| 812150100 | 150 | 100 | 159 | 102 | 80 | 70 | 343 | 166 | 174 | 2,531 | - |
| 812150125 | 150 | 125 | 159 | 133 | 80 | 75 | 403 | 172 | 204 | 3,223 | - |



813

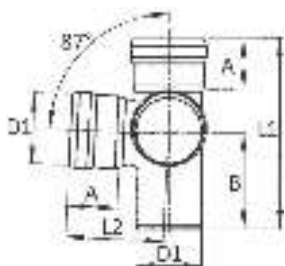
B 100 102

BRAGA DOPPIA RIDOTTA 45°

- REDUCED DOUBLE BRANCH 45°
- REDUZIERTE DOPPELABZWEIG 45°
- EMBRANCHEMENT DOUBLE RÉDUIT 45°
- DERIVACIÓN DOBLE M-H REDUCIDA 45°

MATERIAL: AISI 316L - 1.4404
GASKET: EPDM cod. 826/GV (Ø 40 ÷ 65)
 EPDM cod. 826/G (Ø 80 ÷ 150)
NORM: EN 1124-3

| CODE | DN1 | DN2 | D1 mm | D2 mm | A1 mm | A2 mm | L1 mm | L2 mm | B mm | kg | € |
|-----------|-----|-----|-------|-------|-------|-------|-------|-------|------|-------|---|
| 813050040 | 50 | 40 | 53 | 42 | 38 | 30 | 168 | 118 | 50 | 0,383 | - |
| 813065050 | 65 | 50 | 73 | 53 | 55 | 38 | 230 | 155 | 75 | 0,771 | - |
| 813080050 | 80 | 50 | 88,9 | 53 | 60 | 38 | 245 | 173 | 72 | 0,945 | - |
| 813100065 | 100 | 65 | 102 | 73 | 70 | 55 | 300 | 210 | 90 | 1,540 | - |
| 813100080 | 100 | 80 | 102 | 88,9 | 70 | 60 | 320 | 220 | 100 | 1,780 | - |
| 813125100 | 125 | 100 | 133 | 102 | 75 | 70 | 370 | 260 | 105 | 2,741 | - |
| 813150100 | 150 | 100 | 159 | 102 | 80 | 70 | 370 | 281 | 89 | 3,146 | - |
| 813150125 | 150 | 125 | 159 | 133 | 80 | 75 | 420 | 300 | 120 | 4,175 | - |



B 100 102**814/87****BRAGA SCAGNO 87°**

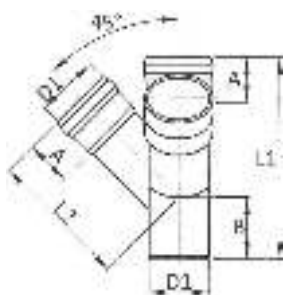
- CORNER BRANCH 87°
- WINKEL ABZWEIG 87°
- TÉ DOUBLE ÉQUERRE 87°
- T DOBLE ESCUADRA 87°

MATERIAL: AISI 316L - 1.4404**GASKET:** EPDM cod. 826/GV (Ø 50 ÷ 65)

EPDM cod. 826/G (Ø 80 ÷ 150)

NORM: EN 1124-3

| CODE | DN | D1 mm | L1 mm | L2 mm | A mm | B mm |  |  | € |
|-----------|-----|----------|----------|----------|---------|---------|---|---|---|
| 814050087 | 50 | 53 | 164,5 | 81 | 38 | 83,5 | 0,350 | 1 | - |
| 814065087 | 65 | 73 | 209 | 109 | 55 | 106 | 0,930 | 1 | - |
| 814080087 | 80 | 88,9 | 235 | 122 | 60 | 119 | 1,230 | 1 | - |
| 814100087 | 100 | 102 | 290,5 | 138 | 70 | 147 | 1,810 | 1 | - |
| 814125087 | 125 | 133 | 359,5 | 159 | 75 | 182 | 2,602 | 1 | - |
| 814150087 | 150 | 159 | 402,5 | 77,5 | 80 | 204 | 3,394 | 1 | - |



Articolo speciale a richiesta.
Special code on demand.



814/45**BRAGA SCAGNO 45°**

- CORNER BRANCH 45°
- WINKEL ABZWEIG 45°
- TÉ DOUBLE ÉQUERRE 45°
- T DOBLE ESCUADRA 45°

MATERIAL: AISI 316L - 1.4404**GASKET:** EPDM cod. 826/GV (Ø 50 ÷ 65)

EPDM cod. 826/G (Ø 80 ÷ 150)

NORM: EN 1124-3

| CODE | DN | D1 mm | A mm | L1 mm | L2 mm | B mm |  |  | € |
|-----------|-----|----------|---------|----------|----------|---------|---|---|---|
| 814050045 | 50 | 53 | 38 | 188 | 123 | 65 | 0,450 | 1 | - |
| 814065045 | 65 | 73 | 55 | 255 | 170 | 85 | 1,000 | 1 | - |
| 814080045 | 80 | 88,9 | 60 | 295 | 210 | 95 | 1,450 | 1 | - |
| 814100045 | 100 | 102 | 70 | 335 | 225 | 110 | 2,400 | 1 | - |
| 814125045 | 125 | 133 | 75 | 415 | 285 | 130 | 3,757 | 1 | - |
| 814150045 | 150 | 159 | 80 | 460 | 320 | 140 | 4,902 | 1 | - |



815/87

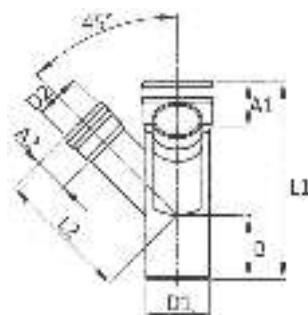
B 100 102

BRAGA SCAGNO RIDOTTA 87°

- REDUCED CORNER BRANCH 87°
- REDUZIERT WINKEL ABZWEIG 87°
- TÊ DOUBLE ÉQUERRE RÉDUIT 87°
- T DOBLE ESCUADRA REDUCIDA 87°

MATERIAL: AISI 316L - 1.4404
GASKET: EPDM cod. 826/GV (Ø 40 ÷ 65)
 EPDM cod. 826/G (Ø 80 ÷ 150)
NORM: EN 1124-3

| CODE | DN1 | DN2 | D1 mm | D2 mm | A1 mm | A2 mm | L1 mm | L2 mm | B mm | kg | € |
|-----------|-----|-----|----------|----------|----------|----------|----------|----------|---------|-------|---|
| 815050040 | 50 | 40 | 53 | 42 | 38 | 30 | 164,5 | 72,5 | 83,5 | 0,410 | - |
| 815065050 | 65 | 50 | 73 | 53 | 55 | 38 | 209 | 90,5 | 106 | 0,720 | - |
| 815080050 | 80 | 50 | 88,9 | 53 | 60 | 38 | 235 | 98,5 | 119 | 1,160 | - |
| 815100065 | 100 | 65 | 102 | 73 | 70 | 55 | 290,5 | 123 | 147 | 1,440 | - |
| 815100080 | 100 | 80 | 102 | 88,9 | 70 | 60 | 290,5 | 128 | 147 | 1,590 | - |
| 815125100 | 125 | 100 | 133 | 102 | 75 | 70 | 293,5 | 153 | 149 | 1,949 | - |
| 815150100 | 150 | 100 | 159 | 102 | 80 | 70 | 342,5 | 166 | 174 | 2,530 | - |
| 815150125 | 150 | 125 | 159 | 133 | 80 | 75 | 402,5 | 195 | 204 | 3,445 | - |



Articolo speciale a richiesta.
Special code on demand.

816/45

B 100 102

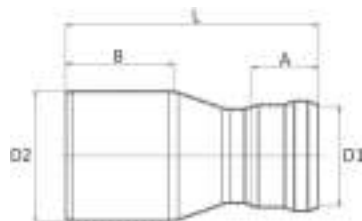
BRAGA SCAGNO RIDOTTA 45°

- REDUCED CORNER BRANCH 45°
- REDUZIERT WINKEL ABZWEIG 45°
- TÊ DOUBLE ÉQUERRE RÉDUIT 45°
- T DOBLE ESCUADRA REDUCIDA 45°

MATERIAL: AISI 316L - 1.4404
GASKET: EPDM cod. 826/GV (Ø 40 ÷ 65)
 EPDM cod. 826/G (Ø 100 ÷ 150)
NORM: EN 1124-3

| CODE | DN1 | DN2 | D1 mm | D2 mm | A1 mm | A2 mm | L1 mm | L2 mm | B mm | kg | € |
|-----------|-----|-----|----------|----------|----------|----------|----------|----------|---------|-------|---|
| 816050040 | 50 | 40 | 53 | 42 | 38 | 30 | 168 | 118 | 50 | 0,350 | - |
| 816065050 | 65 | 50 | 73 | 53 | 55 | 38 | 230 | 155 | 75 | 0,850 | - |
| 816100065 | 100 | 65 | 102 | 73 | 70 | 55 | 300 | 210 | 90 | 1,900 | - |
| 816125100 | 125 | 100 | 133 | 102 | 75 | 70 | 365 | 260 | 105 | 2,742 | - |
| 816150100 | 150 | 100 | 159 | 102 | 80 | 70 | 370 | 275 | 95 | 3,109 | - |
| 816150125 | 150 | 125 | 159 | 133 | 80 | 75 | 425 | 300 | 120 | 4,169 | - |

B 100 102

**817****RIDUZIONE CONCENTRICA**

- CONCENTRIC REDUCER
- REDUZIERSTÜCK KONZENTRISCH
- RÉDUCTION CONCENTRIQUE
- REDUCCIÓN CONCÉNTRICA

MATERIAL: AISI 316L – 1.4404**GASKET:** EPDM cod. 826/GV (Ø 40 ÷ 65)

EPDM cod. 826/G (Ø 80 ÷ 125)

NORM: EN 1124-3

| CODE | DN1 | DN2 | D1 mm | D2 mm | A mm | L mm | B mm | kg | € | |
|-----------|-----|-----|----------|----------|---------|---------|---------|-------|---|---|
| 817050040 | 40 | 50 | 42 | 53 | 30 | 120 | 62 | 0,150 | 1 | - |
| 817065040 | 40 | 65 | 42 | 73 | 30 | 121 | 60 | 0,234 | 1 | - |
| 817065050 | 50 | 65 | 53 | 73 | 38 | 140 | 60 | 0,230 | 1 | - |
| 817100050 | 50 | 100 | 53 | 102 | 38 | 165 | 87 | 0,500 | 1 | - |
| 817080065 | 65 | 80 | 73 | 88,9 | 55 | 195 | 80 | 0,475 | 1 | - |
| 817100065 | 65 | 100 | 73 | 102 | 55 | 184 | 85 | 0,545 | 1 | - |
| 817125065 | 65 | 125 | 73 | 133 | 55 | 197,5 | 95 | 0,818 | 1 | - |
| 817100080 | 80 | 100 | 88,9 | 102 | 60 | 190 | 85 | 0,583 | 1 | - |
| 817125100 | 100 | 125 | 102 | 133 | 70 | 249 | 85 | 0,833 | 1 | - |
| 817150100 | 100 | 150 | 102 | 159 | 70 | 247 | 101 | 1,222 | 1 | - |
| 817150125 | 125 | 150 | 133 | 159 | 75 | 230 | 95 | 1,308 | 1 | - |

B 100 102

**818****RIDUZIONE ECCENTRICA**

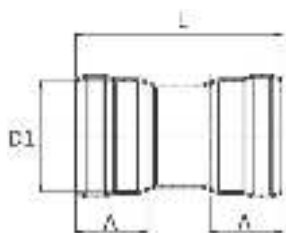
- ECCENTRIC REDUCER
- REDUZIERSTÜCK EXZENTRISCH
- RÉDUCTION EXCENTRIQUE
- REDUCCIÓN EXCÉNTRICA

MATERIAL: AISI 316L – 1.4404**GASKET:** EPDM cod. 826/GV (Ø 40 ÷ 65)

EPDM cod. 826/G (Ø 80 ÷ 125)

NORM: EN 1124-3

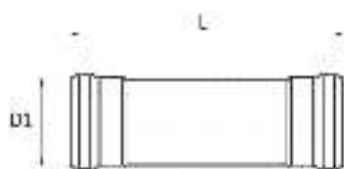
| CODE | DN1 | DN2 | D1 mm | D2 mm | A mm | L mm | B mm | kg | € | |
|-----------|-----|-----|----------|----------|---------|---------|---------|-------|---|---|
| 818050040 | 40 | 50 | 42 | 53 | 30 | 125 | 45 | 0,170 | 1 | - |
| 818065050 | 50 | 65 | 53 | 73 | 38 | 167 | 70 | 0,322 | 1 | - |
| 818100050 | 50 | 100 | 53 | 102 | 38 | 197 | 87 | 0,474 | 1 | - |
| 818080065 | 65 | 80 | 73 | 88,9 | 55 | 187 | 77 | 0,465 | 1 | - |
| 818100065 | 65 | 100 | 73 | 102 | 55 | 207 | 87 | 0,590 | 1 | - |
| 818100080 | 80 | 100 | 88,9 | 102 | 60 | 207 | 87 | 0,635 | 1 | - |
| 818125100 | 100 | 125 | 102 | 133 | 70 | 239 | 94 | 1,037 | 1 | - |
| 818150125 | 125 | 150 | 133 | 159 | 75 | 243 | 101 | 1,382 | 1 | - |

B 100 102

819/000
MANICOTTO

- COUPLING
- MUFFE
- MANCHON
- MANGUITO

MATERIAL: AISI 316L - 1.4404
GASKET: EPDM cod. 826/GV (Ø 40 ÷ 65)
 EPDM cod. 826/G (Ø 80 ÷ 150)
NORM: EN 1124-3

| CODE | DN | D1 mm | A mm | L mm | kg | | € |
|-----------|-----|----------|---------|---------|-------|---|---|
| 819040000 | 40 | 42 | 30 | 84 | 0,098 | 1 | - |
| 819050000 | 50 | 53 | 38 | 94 | 0,138 | 1 | - |
| 819065000 | 65 | 73 | 55 | 135 | 0,335 | 1 | - |
| 819080000 | 80 | 88,9 | 60 | 145 | 0,438 | 1 | - |
| 819100000 | 100 | 102 | 70 | 180 | 0,622 | 1 | - |
| 819125000 | 125 | 133 | 75 | 190 | 1,000 | 1 | - |
| 819150000 | 150 | 159 | 80 | 200 | 1,290 | 1 | - |


B 100 102

819/001
MANICOTTO PASSANTE

- SLIP COUPLING
- SCHIEBEMUFFE
- MANCHON LONG
- MANGUITO SIN TOPE

MATERIAL: AISI 316L - 1.4404
GASKET: EPDM cod. 826/G (Ø 40 ÷ 150)
NORM: EN 1124-3



| CODE | DN | D1 mm | L mm | kg | | € |
|-----------|-----|----------|---------|-------|---|---|
| 819040001 | 40 | 42 | 142 | 0,163 | 1 | - |
| 819050001 | 50 | 53 | 176 | 0,251 | 1 | - |
| 819065001 | 65 | 73 | 255 | 0,654 | 1 | - |
| 819080001 | 80 | 88,9 | 294 | 0,865 | 1 | - |
| 819100001 | 100 | 102 | 334 | 1,130 | 1 | - |
| 819125001 | 125 | 133 | 405 | 2,100 | 1 | - |
| 819150001 | 150 | 159 | 473 | 2,960 | 1 | - |

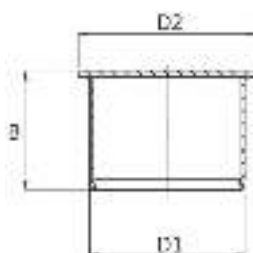
B 100 102

**819/002****MANICOTTO PROLUNGATO**

- SLIDE COUPLING
- DEHNUNGSMUFFE
- MANCHON PROLONGÉE
- MANGUITO EXTENDIDO

MATERIAL: AISI 316L – 1.4404**GASKET:** EPDM cod. 826/G (Ø 40 ÷ 150)**NORM:** EN 1124-3

| CODE | DN | D1 mm | B mm | L mm |  |  | € |
|-----------|-----|----------|---------|---------|---|---|---|
| 819040002 | 40 | 42 | 69 | 120 | 0,132 | 1 | - |
| 819050002 | 50 | 53 | 94 | 155 | 0,214 | 1 | - |
| 819065002 | 65 | 73 | 139 | 205 | 0,486 | 1 | - |
| 819080002 | 80 | 88,9 | 134 | 210 | 0,605 | 1 | - |
| 819100002 | 100 | 102 | 148 | 240 | 0,794 | 1 | - |
| 819125002 | 125 | 133 | 158 | 260 | 1,300 | 1 | - |
| 819150002 | 150 | 159 | 168 | 285 | 1,758 | 1 | - |



**819/003**

B 100 102

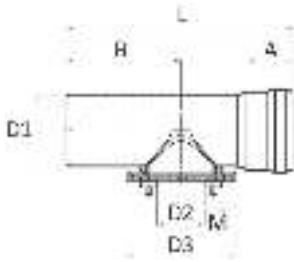
TAPPO

- STOP END
- VERSCHLUSSSTOPFEN
- BOUCHON
- TAPÓN

MATERIAL: AISI 316L – 1.4404

| CODE | DN | D1 mm | D2 mm | B mm |  |  | € |
|-----------|-----|----------|----------|---------|---|---|---|
| 819040003 | 40 | 42 | 50 | 32 | 0,068 | 1 | - |
| 819050003 | 50 | 53 | 60,5 | 40,5 | 0,106 | 1 | - |
| 819065003 | 65 | 73 | 80,5 | 57,5 | 0,230 | 1 | - |
| 819080003 | 80 | 88,9 | 98 | 62 | 0,317 | 1 | - |
| 819100003 | 100 | 102 | 112 | 72 | 0,420 | 1 | - |
| 819125003 | 125 | 133 | 145 | 77 | 0,634 | 1 | - |
| 819150003 | 150 | 159 | 174 | 82 | 0,854 | 1 | - |

B 100 102



819/004

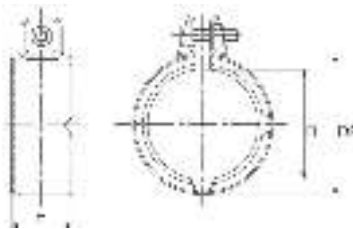
ISPEZIONE

- CLEANOUT PORT
- REVISIONSROHR
- OUVERTURE DE NETTOYAGE
- INSPECCIÓN

MATERIAL: AISI 316L - 1.4404
GASKET: EPDM cod. 826/GV (Ø 40 ÷ 65)
 EPDM cod. 826/G (Ø 80 ÷ 150)
NORM: EN 1124-3

| CODE | DN | D1 mm | D2 mm | D3 mm | A mm | L mm | M | Screw Nr. | B mm | kg | € | |
|-----------|-----|-------|-------|-------|------|-------|----|-----------|------|-------|---|---|
| 819040004 | 40 | 42 | 42 | 70 | 30 | 142,5 | M6 | 4 | 70 | 0,286 | 1 | - |
| 819050004 | 50 | 53 | 53 | 80 | 38 | 165 | M6 | 4 | 84 | 0,380 | 1 | - |
| 819065004 | 65 | 73 | 73 | 105 | 55 | 225 | M8 | 4 | 115 | 0,795 | 1 | - |
| 819080004 | 80 | 88,9 | 88,9 | 125 | 60 | 255 | M8 | 4 | 130 | 1,070 | 1 | - |
| 819100004 | 100 | 102 | 88,9 | 125 | 70 | 291 | M8 | 4 | 148 | 1,292 | 1 | - |
| 819125004 | 125 | 133 | 133 | 165 | 75 | 360 | M8 | 8 | 182 | 2,647 | 1 | - |
| 819150004 | 150 | 159 | 133 | 165 | 80 | 403 | M8 | 8 | 204 | 3,257 | 1 | - |

B 100 102



827

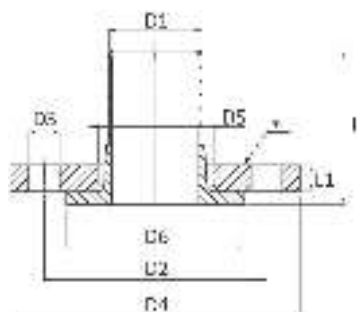
COLLARE ANTISFILAMENTO

- SAFETY COLLAR
- SICHERHEITSSCHELLE
- COLLIER DE SÉCURITÉ
- ABRAZADERA DE SEGURIDAD

MATERIAL: AISI 316L - 1.4404

| CODE | DN | D1 mm | D2 mm | H mm | kg | € |
|-----------|-----|-------|-------|------|-------|---|
| 827040000 | 40 | 42 | 56 | 27 | 0,120 | 1 |
| 827050000 | 50 | 53 | 68 | 31 | 0,150 | 1 |
| 827065000 | 65 | 73 | 92,5 | 40 | 0,300 | 1 |
| 827080000 | 80 | 88,9 | 110,5 | 44 | 0,380 | 1 |
| 827100000 | 100 | 102 | 124,5 | 53 | 0,500 | 1 |
| 827125000 | 125 | 133 | 162 | 58 | 0,687 | 1 |
| 827150000 | 150 | 159 | 191 | 63 | 0,860 | 1 |

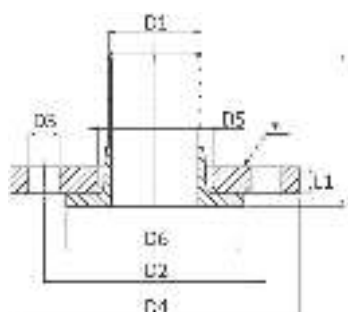
B 100 102

**820/PN6****BOCCELLO CON FLANGIA GIREVOLE**

- SLEEVE / ROTARY FLANGE
- LOSE-FLANSCH / AUSSEN
- BRIDE TOURNANTE / SORTIE A BRIDE
- BRIDA LOCA / TRONCO EMBRIDADO

MATERIAL: AISI 316L - 1.4404**NOTE:** [*] S235JR (Fe 360) zincata - galvanizado - verzinkt - galvanisés - galvanizado**PN6**

| CODE | DN | D1 mm | L mm | L1 mm | D2 mm | D3 mm | D4 mm | D5 mm | D6 mm | Holes Nr. | kg | € |
|-----------|-----|-------|------|-------|-------|-------|-------|-------|-------|-----------|-------|---|
| 820040006 | 40 | 42 | 70 | 12 | 100 | 14 | 130 | 52 | 80 | 4 | 1,304 | - |
| 820050006 | 50 | 53 | 80 | 12 | 110 | 14 | 140 | 64 | 90 | 4 | 1,544 | - |
| 820065006 | 65 | 73 | 100 | 12 | 130 | 14 | 160 | 83 | 110 | 4 | 1,975 | - |
| 820080006 | 80 | 88,9 | 110 | 14 | 150 | 18 | 190 | 96 | 128 | 4 | 3,166 | - |
| 820100006 | 100 | 102 | 130 | 14 | 170 | 18 | 210 | 113 | 148 | 4 | 3,805 | - |
| 820125006 | 125 | 133 | 150 | 14 | 200 | 18 | 240 | 140 | 178 | 8 | 4,770 | - |
| 820150006 | 150 | 159 | 170 | 14 | 225 | 18 | 265 | 166 | 202 | 8 | 5,516 | - |

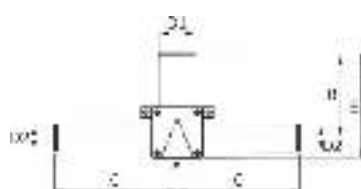
**820/PN16****BOCCELLO CON FLANGIA GIREVOLE**

- SLEEVE / ROTARY FLANGE
- LOSE-FLANSCH / AUSSEN
- BRIDE TOURNANTE / SORTIE A BRIDE
- BRIDA LOCA / TRONCO EMBRIDADO

MATERIAL: AISI 316L - 1.4404**NOTE:** [*] S235JR (Fe 360) zincata - galvanizado - verzinkt - galvanisés - galvanizado**PN16**

| CODE | DN | D1 mm | L mm | L1 mm | D2 mm | D3 mm | D4 mm | D5 mm | D6 mm | Holes Nr. | kg | € |
|-----------|-----|-------|------|-------|-------|-------|-------|-------|-------|-----------|-------|---|
| 820040010 | 40 | 42 | 70 | 16 | 110 | 18 | 150 | 52 | 88 | 4 | 2,181 | - |
| 820050010 | 50 | 53 | 80 | 18 | 125 | 18 | 165 | 64 | 102 | 4 | 2,978 | - |
| 820065010 | 65 | 73 | 100 | 18 | 145 | 18 | 185 | 83 | 122 | 4 | 3,659 | - |
| 820080010 | 80 | 88,9 | 110 | 20 | 160 | 18 | 200 | 96 | 138 | 8 | 4,580 | - |
| 820100010 | 100 | 102 | 130 | 20 | 180 | 18 | 220 | 113 | 158 | 8 | 5,455 | - |
| 820125010 | 125 | 133 | 150 | 22 | 210 | 18 | 250 | 140 | 188 | 8 | 7,377 | - |
| 820150010 | 150 | 159 | 170 | 22 | 240 | 22 | 285 | 166 | 212 | 8 | 9,029 | - |

B 100 102



Articolo speciale a richiesta.
Special code on demand.

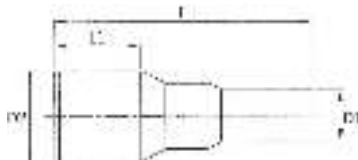
820/I**BRAGA RIDOTTA CON ISPEZIONE**

- REDUCED BRANCH WITH CLEANOUT
- REDUZIERTER ZWEIG / INSPEKTION
- EMBRANCHEMENT RÉDUIT / INSPECTION
- DERIVACIÓN REDUCIDA / INSPECCIÓN

MATERIAL: AISI 316L - 1.4404

| CODE | DN1 | DN2 | D1 mm | D2 mm | B mm | C mm | E mm | kg | € |
|-----------|-----|-----|-------|-------|------|------|------|-------|---|
| 820205000 | 65 | 50 | 73 | 53 | 165 | 240 | 205 | 2,120 | - |
| 820260000 | 65 | 50 | 73 | 53 | 220 | 240 | 260 | 2,280 | - |

B 100 102



Articolo speciale a richiesta.
Special code on demand.

820/R

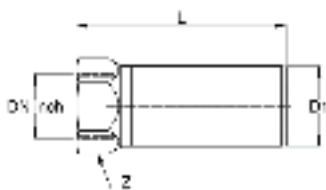
RIDUZIONE L=1000 MM

- REDUCER WITHOUT SOCKET L=1000 MM
- REDUZIERSTÜCK A-A L=1000 MM
- RÉDUCTION L=1000 MM
- REDUCCIÓN L=1000 MM

MATERIAL: AISI 316L - 1.4404

| CODE | D1 mm | D2 mm | L mm | L1 mm | kg | | € |
|-----------|----------|----------|---------|----------|-------|---|---|
| 820065040 | 42 | 73 | 1000 | 70 | 1,336 | 1 | - |

B 100 102



820/F

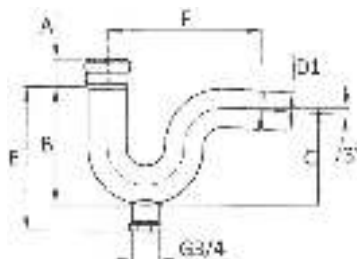
RACCORDO FILETTATO FEMMINA

- FEMALE THREADED CONNECTOR
- ÜBERGANGSSTÜCK MIT IG
- RACCORD FILETÉ FEMELLE
- RACOR ROSCA HEMBRA

MATERIAL: AISI 316L - 1.4404

| CODE | DN | D1 mm | DN inch | L mm | Z mm | kg | | € |
|-----------|----|----------|------------|---------|---------|-------|---|---|
| 820040100 | 40 | 42 | 1" | 140 | 46 | 0,290 | 1 | - |
| 820040114 | 40 | 42 | 1"1/4 | 140 | 46 | 0,270 | 1 | - |
| 820040112 | 40 | 42 | 1"1/2 | 140 | 55 | 0,390 | 1 | - |
| 820050114 | 50 | 53 | 1"1/4 | 140 | 55 | 0,440 | 1 | - |
| 820050112 | 50 | 53 | 1"1/2 | 140 | 55 | 0,370 | 1 | - |
| 820050200 | 50 | 53 | 2" | 140 | 70 | 0,660 | 1 | - |

B 100 102



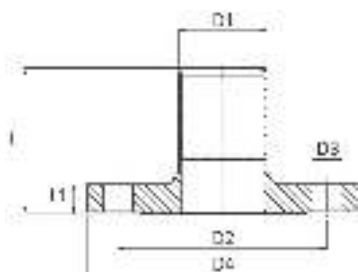
820/S

SIFONE

- TRAP
- SYPHON
- SIPHON
- SIFÓN



MATERIAL: AISI 316L - 1.4404
GASKET: EPDM cod. 826/GV (Ø 40 ÷ 50)
NORM: EN 1124-3

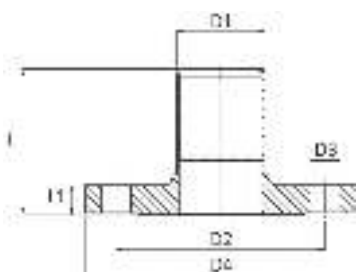
| CODE | DN | D1 mm | A mm | B mm | C mm | E mm | F mm | kg | | € |
|-----------|----|----------|---------|---------|---------|---------|---------|-------|---|---|
| 820040000 | 40 | 42 | 30 | 128 | 105 | 162 | 172 | 0,700 | 1 | - |
| 820050000 | 50 | 53 | 38 | 161 | 132,5 | 198 | 212 | 0,990 | 1 | - |

**821/PN6****B 100 102****FLANGIA CON RACCORDO MASCHIO PN6**

- FLANGE WITH SPIGOT PN6
- FLANSCHADAPTER / AUSSEN PN6
- BRIDE DE RACCORD / MALE PN6
- BRIDA ADAPTADOR / MACHO PN6



PN 6**MATERIAL:** AISI 316L - 1.4404

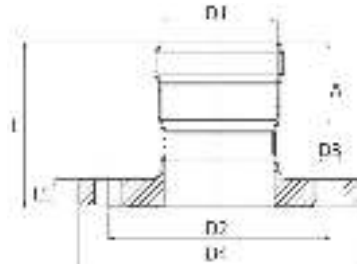
| CODE | DN | D1 mm | L mm | L1 mm | D2 mm | D3 mm | D4 mm | Holes Nr. |  |  | € |
|-----------|-----|----------|---------|----------|----------|----------|----------|-----------|---|---|---|
| 821040006 | 40 | 42 | 70 | 14 | 100 | 14 | 130 | 4 | 1,301 | 1 | - |
| 821050006 | 50 | 53 | 78,5 | 14 | 110 | 14 | 140 | 4 | 1,475 | 1 | - |
| 821065006 | 65 | 73 | 97,5 | 14 | 130 | 14 | 160 | 4 | 1,897 | 1 | - |
| 821080006 | 80 | 88,9 | 105 | 16 | 150 | 18 | 190 | 4 | 2,979 | 1 | - |
| 821100006 | 100 | 102 | 115 | 16 | 170 | 18 | 210 | 4 | 3,497 | 1 | - |
| 821125006 | 125 | 133 | 116 | 10 | 200 | 18 | 240 | 8 | 2,792 | 1 | - |
| 821150006 | 150 | 159 | 122 | 10 | 225 | 18 | 265 | 8 | 3,245 | 1 | - |

**821/PN16****B 100 102****FLANGIA CON RACCORDO MASCHIO**

- FLANGE WITH SPIGOT
- FLANSCHADAPTER / AUSSEN
- BRIDE DE RACCORD / MALE
- BRIDA ADAPTADOR / MACHO

MATERIAL: AISI 316L - 1.4404**PN 16**

| CODE | DN | D1 mm | L mm | L1 mm | D2 mm | D3 mm | D4 mm | Holes Nr. |  |  | € |
|-----------|-----|----------|---------|----------|----------|----------|----------|-----------|---|---|---|
| 821040010 | 40 | 42 | 72 | 16 | 110 | 18 | 150 | 4 | 1,968 | 1 | - |
| 821050010 | 50 | 53 | 82,5 | 18 | 125 | 18 | 165 | 4 | 2,650 | 1 | - |
| 821065010 | 65 | 73 | 101,5 | 18 | 145 | 18 | 185 | 4 | 3,270 | 1 | - |
| 821080010 | 80 | 88,9 | 109 | 20 | 160 | 18 | 200 | 8 | 3,995 | 1 | - |
| 821100010 | 100 | 102 | 119 | 20 | 180 | 18 | 220 | 8 | 4,670 | 1 | - |
| 821125010 | 125 | 133 | 118 | 12 | 210 | 18 | 250 | 8 | 3,625 | 1 | - |
| 821150010 | 150 | 159 | 125 | 12 | 240 | 22 | 285 | 8 | 4,482 | 1 | - |

B 100 102

822/PN6
FLANGIA CON RACCORDO FEMMINA PN6

- FLANGE WITH SOCKET PN6
- FLANSCHADAPTER / INNEN PN6
- BRIDE DE RACCORD / FEMELLE PN6
- BRIDA ADAPTADOR / HEMBRA PN6

MATERIAL: AISI 316L - 1.4404

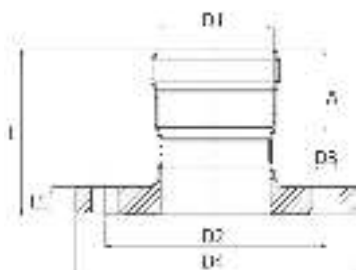
GASKET: EPDM cod. 826/GV (Ø 40 ÷ 65)

EPDM cod. 826/G (Ø 80 ÷ 150)

NORM: EN 1124-3

PN 6

| CODE | DN | D1 mm | A mm | L mm | L1 mm | D2 mm | D3 mm | D4 mm | Holes Nr. | kg | € |
|-----------|-----|----------|---------|---------|----------|----------|----------|----------|-----------|-------|---|
| 822040006 | 40 | 42 | 30 | 67 | 14 | 100 | 14 | 130 | 4 | 1,304 | - |
| 822050006 | 50 | 53 | 38 | 75 | 14 | 110 | 14 | 140 | 4 | 1,477 | - |
| 822065006 | 65 | 73 | 55 | 104 | 14 | 130 | 14 | 160 | 4 | 1,931 | - |
| 822080006 | 80 | 88,9 | 60 | 100 | 16 | 150 | 18 | 190 | 4 | 2,986 | - |
| 822100006 | 100 | 102 | 70 | 125 | 16 | 170 | 18 | 210 | 4 | 3,563 | - |
| 822125006 | 125 | 133 | 75 | 112 | 10 | 200 | 18 | 240 | 8 | 2,815 | - |
| 822150006 | 150 | 159 | 80 | 117,5 | 10 | 225 | 18 | 265 | 8 | 3,270 | - |


822/PN16
FLANGIA CON RACCORDO FEMMINA

- FLANGE WITH SOCKET
- FLANSCHADAPTER / INNEN
- BRIDE DE RACCORD / FEMELLE
- BRIDA ADAPTADOR / HEMBRA

MATERIAL: AISI 316L - 1.4404

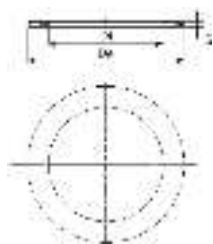
GASKET: EPDM cod. 826/GV (Ø 40 ÷ 65)

EPDM cod. 826/G (Ø 80 ÷ 150)

NORM: EN 1124-3

PN 16
B 100 102



| CODE | DN | D1 mm | A mm | L mm | L1 mm | D2 mm | D3 mm | D4 mm | Holes Nr. | kg | € |
|-----------|-----|----------|---------|---------|----------|----------|----------|----------|-----------|-------|---|
| 822040010 | 40 | 42 | 30 | 69 | 16 | 110 | 18 | 150 | 4 | 1,972 | - |
| 822050010 | 50 | 53 | 38 | 79 | 18 | 125 | 18 | 165 | 4 | 2,653 | - |
| 822065010 | 65 | 73 | 55 | 108 | 18 | 145 | 18 | 185 | 4 | 3,301 | - |
| 822080010 | 80 | 88,9 | 60 | 104 | 20 | 160 | 18 | 200 | 8 | 4,000 | - |
| 822100010 | 100 | 102 | 70 | 129 | 20 | 180 | 18 | 220 | 8 | 4,736 | - |
| 822125010 | 125 | 133 | 75 | 114 | 12 | 210 | 18 | 250 | 8 | 3,648 | - |
| 822150010 | 150 | 159 | 80 | 119,5 | 12 | 240 | 22 | 285 | 8 | 4,504 | - |

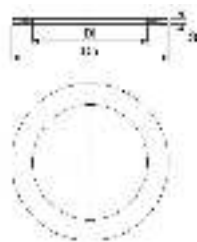
**434/PN 6****R 30 30****GUARNIZIONE ECOLOGICA PER FLANGE**

- GASKET FOR FLANGE
- FLANSCHDICHTUNG
- JOINT POUR BRIDE
- JUNTA ECOLÓGICA PARA BRIDA

MATERIAL: Sesalit Eco
NORM: EN 1092-1

PN 6



| CODE | DN | De mm | Di mm | S mm |  |  | € |
|-----------|--------------|----------|----------|---------|---|---|---|
| 434040006 | 40 - [1"1/2] | 85 | 45 | 2 | 14 | 10 | - |
| 434050006 | 50 - [2"] | 95 | 57 | 2 | 15 | 10 | - |
| 434065006 | 65 - [2"1/2] | 115 | 76 | 2 | 19 | 10 | - |
| 434080006 | 80 - [3"] | 132 | 89 | 2 | 26 | 10 | - |
| 434100006 | 100 - [4"] | 152 | 108 | 2 | 29 | 10 | - |
| 434125006 | 125 - [5"] | 182 | 133 | 2 | 41 | 10 | - |
| 434150006 | 150 - [6"] | 207 | 160 | 2 | 38 | 10 | - |

**434/PN 10-16****R 30 30****GUARNIZIONE ECOLOGICA PER FLANGE**

- GASKET FOR FLANGE
- FLANSCHDICHTUNG
- JOINT POUR BRIDE
- JUNTA ECOLÓGICA PARA BRIDA

MATERIAL: Sesalit Eco
NORM: EN 1092-1

PN 10/16

| CODE | DN | De mm | Di mm | S mm |  |  | € |
|-----------|--------------|----------|----------|---------|---|---|---|
| 434040000 | 40 - [1"1/2] | 92 | 45 | 2 | 17 | 10 | - |
| 434050000 | 50 - [2"] | 108 | 57 | 2 | 22 | 10 | - |
| 434065000 | 65 - [2"1/2] | 127 | 76 | 2 | 27 | 10 | - |
| 434080000 | 80 - [3"] | 142 | 89 | 2 | 30 | 10 | - |
| 434100000 | 100 - [4"] | 162 | 108 | 2 | 38 | 10 | - |
| 434125000 | 125 - [5"] | 192 | 140 | 2 | 44 | 10 | - |
| 434150000 | 150 - [6"] | 218 | 169 | 2 | 55 | 10 | - |

Sesalit ECO: fibre organiche e sintetiche legate con gomma NBR/SBR esente amianto

IMPIEGHI: Acqua calda e fredda, olii vegetali ed animali, aria, alcuni carburanti (no GAS)

LIMITI DI TEMPERATURA ORIENTATIVI

Temperatura massima per brevi esposizioni: 180°-200° C

Temperatura massima di esercizio continuo per fluidi non aggressivi: 140° C

Temperatura massima di esercizio continuo con vapore: 110° C

OMOLOGAZIONI: acqua potabile WRAS n° 1605525

Sesalit ECO: organic and synthetic fibers bonded with NBR/SBR asbestos-free

USES: hot and cold water, vegetable and animal oils, air, some fuels (no GAS)

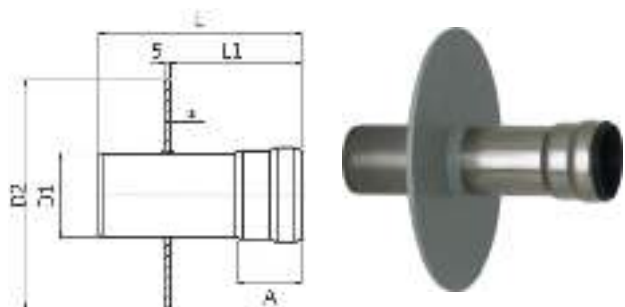
GUIDELINE TEMPERATURE LIMITS

Maximum temperature for short exposure: 180°-200° C

Maximum operating temperature for continuous non-aggressive fluids: 140° C

Maximum temperature for continuous operation with steam: 110° C

APPROVAL: potable water WRAS n° 1605525

B 100 102


823/F1

PASSAGGIO STAGNO F1

- DECK / BULKHEAD PENETRATION F1
- WANDDURCHFÜHRUNG F1
- PASSAGE ÉTANCHE F1
- PASAJE ESTAÑO F1

MATERIAL: AISI 316L - 1.4404

NOTE: [*] S235JR (Fe 360) verniciato - painted - bemalt - peint - pintado
 EPDM cod. 826/GV (Ø 40 ÷ 65)

GASKET: EPDM cod. 826/G (Ø 80 ÷ 150)

NORM: EN 1124-3

| CODE | DN | D1 mm | L mm | L1 mm | D2 mm | A mm | kg | € |
|-----------|-----|-------|------|-------|-------|------|-------|---|
| 823040000 | 40 | 42 | 161 | 93 | 200 | 30 | 1,345 | - |
| 823050000 | 50 | 53 | 202 | 118 | 200 | 38 | 1,410 | - |
| 823065000 | 65 | 73 | 279 | 165 | 200 | 55 | 1,470 | - |
| 823080000 | 80 | 88,9 | 332 | 194 | 200 | 60 | 1,510 | - |
| 823100000 | 100 | 102 | 381 | 223 | 200 | 70 | 2,130 | - |
| 823125000 | 125 | 133 | 479 | 275 | 250 | 75 | 3,775 | - |
| 823150000 | 150 | 159 | 562 | 319 | 250 | 80 | 4,511 | - |

B 100 102


823/M1

PASSAGGIO STAGNO M1

- DECK / BULKHEAD PENETRATION M1
- WANDDURCHFÜHRUNG M1
- PASSAGE ÉTANCHE M1
- PASAJE ESTAÑO M1

MATERIAL: AISI 316L - 1.4404

NOTE: [*] S235JR (Fe 360) verniciato - painted - bemalt - peint - pintado
 EPDM cod. 826/GV (Ø 40 ÷ 65)

GASKET: EPDM cod. 826/G (Ø 80 ÷ 150)

NORM: EN 1124-3



| CODE | DN | D1 mm | L mm | L2 mm | D2 mm | A mm | kg | € |
|-----------|-----|-------|------|-------|-------|------|-------|---|
| 823040001 | 40 | 42 | 125 | 40 | 61 | 30 | 0,533 | - |
| 823050001 | 50 | 53 | 145 | 50 | 70 | 38 | 0,612 | - |
| 823065001 | 65 | 73 | 175 | 65 | 88,9 | 55 | 0,926 | - |
| 823080001 | 80 | 88,9 | 185 | 70 | 110 | 60 | 1,394 | - |
| 823100001 | 100 | 102 | 205 | 80 | 121 | 70 | 1,501 | - |
| 823125001 | 125 | 133 | 215 | 85 | 150 | 75 | 1,979 | - |
| 823150001 | 150 | 159 | 225 | 90 | 178 | 80 | 2,613 | - |

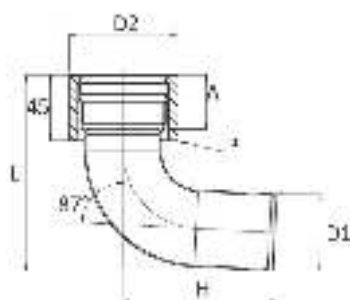
B 100 102

**823/M2****PASSAGGIO STAGNO M2**

- DECK / BULKHEAD PENETRATION M2
- WANDDURCHFÜHRUNG M2
- PASSAGE ÉTANCHE M2
- PASAJE ESTAÑO M2



MATERIAL: AISI 316L - 1.4404**NOTE:** [*] S235JR (Fe 360) verniciato - painted - bemalt - peint - pintado**GASKET:** EPDM cod. 826/GV (Ø 40 ÷ 65)
EPDM cod. 826/G (Ø 80 ÷ 150)**NORM:** EN 1124-3

| CODE | DN | D1 mm | L mm | D2 mm | A mm |  |  | € |
|-----------|-----|-------|------|-------|------|---|---|---|
| 823040002 | 40 | 42 | 108 | 62,5 | 30 | 0,485 | 1 | - |
| 823050002 | 50 | 53 | 125 | 75 | 38 | 0,645 | 1 | - |
| 823065002 | 65 | 73 | 155 | 101 | 55 | 1,180 | 1 | - |
| 823080002 | 80 | 88,9 | 178 | 113,5 | 60 | 1,200 | 1 | - |
| 823100002 | 100 | 102 | 198 | 133 | 70 | 1,760 | 1 | - |
| 823125002 | 125 | 133 | 245 | 168 | 75 | 2,773 | 1 | - |
| 823150002 | 150 | 159 | 284 | 193 | 80 | 3,116 | 1 | - |

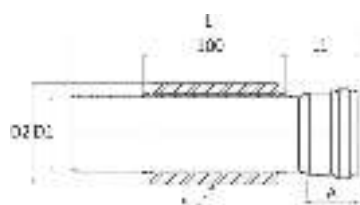
**823/M3****PASSAGGIO STAGNO M3**

- DECK / BULKHEAD PENETRATION M3
- WANDDURCHFÜHRUNG M3
- PASSAGE ÉTANCHE M3
- PASAJE ESTAÑO M3

MATERIAL: AISI 316L - 1.4404**NOTE:** [*] S235JR (Fe 360) verniciato - painted - bemalt - peint - pintado**GASKET:** EPDM cod. 826/GV (Ø 40 ÷ 65)
EPDM cod. 826/G (Ø 80 ÷ 100)**NORM:** EN 1124-3

| CODE | DN | D1 mm | L mm | D2 mm | H mm | A mm |  |  | € |
|-----------|-----|-------|-------|-------|------|------|---|---|---|
| 823040003 | 40 | 42 | 110,5 | 62,5 | 88 | 30 | 0,564 | 1 | - |
| 823050003 | 50 | 53 | 135 | 75 | 106 | 38 | 0,771 | 1 | - |
| 823065003 | 65 | 73 | 182 | 101 | 142 | 55 | 1,510 | 1 | - |
| 823080003 | 80 | 88,9 | 210 | 113,5 | 162 | 60 | 1,485 | 1 | - |
| 823100003 | 100 | 102 | 240 | 133 | 186 | 70 | 2,365 | 1 | - |

B 100 102



823/M4


PASSAGGIO STAGNO M4

- DECK / BULKHEAD PENETRATION M4
- WANDDURCHFÜHRUNG M4
- PASSAGE ÉTANCHE M4
- PASAJE ESTAÑO M4

MATERIAL: AISI 316L - 1.4404
NOTE: [*] S235JR [Fe 360] verniciato - painted - bemalt - peint - pintado
GASKET: EPDM cod. 826/GV (Ø 40 ÷ 65)
 EPDM cod. 826/G (Ø 80 ÷ 150)
NORM: EN 1124-3

| CODE | DN | D1 mm | L mm | L1 mm | D2 mm | A mm | kg | | € |
|-----------|-----|-------|------|-------|-------|------|-------|---|---|
| 823040004 | 40 | 42 | 180 | 40 | 61 | 30 | 1,195 | 1 | - |
| 823050004 | 50 | 53 | 200 | 50 | 70 | 38 | 1,320 | 1 | - |
| 823065004 | 65 | 73 | 230 | 65 | 88,9 | 55 | 1,820 | 1 | - |
| 823080004 | 80 | 88,9 | 240 | 70 | 110 | 60 | 2,835 | 1 | - |
| 823100004 | 100 | 102 | 260 | 80 | 121 | 70 | 2,895 | 1 | - |
| 823125004 | 125 | 133 | 270 | 85 | 150 | 75 | 3,462 | 1 | - |
| 823150004 | 150 | 159 | 280 | 90 | 178 | 80 | 4,675 | 1 | - |

B 100 102



824/G

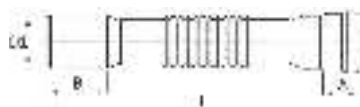
FLESSIBILE PER SCARICHI / GRAVITÀ

- FLEXIBLE PIPE FOR DRAINS / GRAVITY
- FLEXIBEL ROHR / SCHWERKRAFT
- TUYAU FLEXIBLE / GRAVITÉ
- TUBO FLEXIBLE / GRAVITACIÓN

MATERIAL: AISI 316L - 1.4404
GASKET: EPDM cod. 826/GV (Ø 50)
NORM: EN 1124-3

| CODE | DN | D1 mm | A mm | L mm | B mm | kg | | € |
|------------|----|-------|------|------|------|-------|---|---|
| 8240500600 | 50 | 53 | 38 | 600 | 55 | 0,780 | 1 | - |
| 8240500750 | 50 | 53 | 38 | 750 | 55 | 0,960 | 1 | - |
| 8240501000 | 50 | 53 | 38 | 1000 | 55 | 1,260 | 1 | - |
| 8240501250 | 50 | 53 | 38 | 1250 | 55 | 1,550 | 1 | - |

B 100 102



824/V

FLESSIBILE PER SCARICHI / VUOTO

- FLEXIBLE PIPE FOR DRAINS / VACUUM
- FLEXIBEL ROHR / VAKUUM
- TUYAU FLEXIBLE / VIDE
- TUBO FLEXIBLE / VACÍO

MATERIAL: AISI 316L - 1.4404
GASKET: EPDM cod. 826/GV (Ø 50)
NORM: EN 1124-3

| CODE | DN | D1 mm | A mm | L mm | B mm | kg | | € |
|------------|----|-------|------|------|------|-------|---|---|
| 8240501100 | 50 | 53 | 38 | 1100 | 62 | 1,000 | 1 | - |
| 8240501500 | 50 | 53 | 38 | 1500 | 62 | 1,270 | 1 | - |
| 8240502000 | 50 | 53 | 38 | 2000 | 62 | 1,630 | 1 | - |
| 8240502500 | 50 | 53 | 38 | 2500 | 62 | 1,980 | 1 | - |

B 100 102

825/01**POZZETTO CON FLANGIA / ATTACCO ORIZZONTALE**

- SCUPPER WITH FLANGE / HORIZONTAL OUTLET
- BODENABLAUF MIT FLANSCH / HORIZONTAL ABGANG
- BONDE AVEC BRIDE / LATÉRAL
- DESAGÜE CON BRIDA / LATERAL

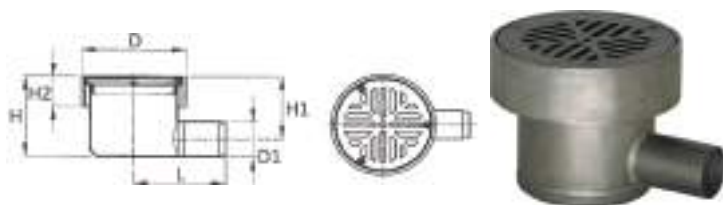
MATERIAL: AISI 316L - 1.4404**NOTE:** Senza sifone - Without siphon - Ohne Syphon - Sans siphon - Sin sifón

| CODE | DN | D1 mm | L mm | H mm | H1 mm | D mm | D2 mm | kg | € | |
|-----------|----|----------|---------|---------|----------|---------|----------|-------|---|---|
| 825040011 | 40 | 42 | 125,5 | 124,5 | 92 | 138 | 200 | 1,800 | 1 | - |
| 825050011 | 50 | 53 | 125,5 | 124,5 | 92 | 138 | 200 | 1,750 | 1 | - |
| 825065011 | 65 | 73 | 142,5 | 124,5 | 88 | 138 | 200 | 1,800 | 1 | - |

B 100 102

825/02**POZZETTO A SALDARE / ATTACCO ORIZZONTALE**

- SCUPPER TO WELD / HORIZONTAL OUTLET
- BODENABLAUF ZU SCHWEISSEN / HORIZONTAL ABGANG
- BONDE À SOUDER / LATÉRAL
- DESAGÜE PARA SOLDAR / LATERAL

MATERIAL: AISI 316L - 1.4404**NOTE:** Senza sifone - Without siphon - Ohne Syphon - Sans siphon - Sin sifón

| CODE | DN | D1 mm | L mm | H mm | H1 mm | H2 mm | D mm | kg | € | |
|-----------|-----|----------|---------|---------|----------|----------|---------|-------|---|---|
| 825040022 | 40 | 42 | 115 | 124,5 | 92 | 45 | 150 | 1,750 | 1 | - |
| 825050022 | 50 | 53 | 115 | 134,5 | 102 | 45 | 150 | 1,750 | 1 | - |
| 825065022 | 65 | 73 | 142,5 | 134,5 | 96 | 45 | 150 | 1,800 | 1 | - |
| 825100022 | 100 | 102 | 157,5 | 153,5 | 102,5 | 45 | 150 | 2,400 | 1 | - |

B 100 102

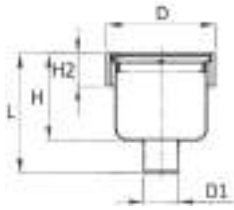
825/03**POZZETTO CON FLANGIA / ATTACCO VERTICALE**

- SCUPPER WITH FLANGE / VERTICAL OUTLET
- BODENABLAUF MIT FLANSCH / VERTIKAL ABGANG
- BONDE AVEC BRIDE / VERTICAL
- DESAGÜE CON BRIDA / VERTICAL

MATERIAL: AISI 316L - 1.4404**NOTE:** Senza sifone - Without siphon - Ohne Syphon - Sans siphon - Sin sifón

| CODE | DN | D1 mm | L mm | H mm | D mm | D2 mm | kg | € | |
|-----------|----|----------|---------|---------|---------|----------|-------|---|---|
| 825040033 | 40 | 42 | 172 | 124,5 | 138 | 200 | 1,800 | 1 | - |
| 825050033 | 50 | 53 | 179,5 | 124,5 | 138 | 200 | 1,750 | 1 | - |
| 825065033 | 65 | 73 | 198,5 | 124,5 | 138 | 200 | 1,800 | 1 | - |

B 100 102



825/04

POZZETTO A SALDARE / ATTACCO VERTICALE

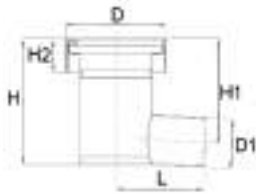
- SCUPPER TO WELD / VERTICAL OUTLET
- BODENABLAUF ZU SCHWEISSEN / VERTIKAL ABGANG
- BONDE À SOUDER / VERTICAL
- DESAGÜE PARA SOLDAR / VERTICAL

MATERIAL: AISI 316L - 1.4404

NOTE: Senza sifone - Without siphon - Ohne Syphon - Sans siphon - Sin sifón

| CODE | DN | D1 mm | L mm | H mm | H2 mm | D mm | kg | | € |
|-----------|-----|-------|-------|-------|-------|------|-------|---|---|
| 825040044 | 40 | 42 | 179,5 | 124,5 | 45 | 150 | 1,750 | 1 | - |
| 825050044 | 50 | 53 | 189,5 | 134,5 | 45 | 150 | 1,750 | 1 | - |
| 825065044 | 65 | 73 | 208,5 | 134,5 | 45 | 150 | 1,800 | 1 | - |
| 825100044 | 100 | 102 | 223,5 | 134,5 | 45 | 150 | 2,100 | 1 | - |

B 100 102



825/05

POZZETTO A SALDARE / ATTACCO ORIZZONTALE / LUNGO

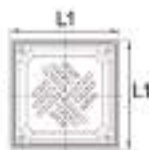
- SCUPPER TO WELD / HORIZONTAL OUTLET / LONG
- BODENABLAUF ZU SCHWEISSEN / HORIZONTAL ABGANG / LANG
- BONDE À SOUDER / LATÉRAL / LONG
- DESAGÜE PARA SOLDAR / LATERAL / LARGO

MATERIAL: AISI 316L - 1.4404

NOTE: Senza sifone - Without siphon - Ohne Syphon - Sans siphon - Sin sifón

| CODE | DN | D1 mm | L mm | H mm | H1 mm | H2 mm | D mm | kg | | € |
|-----------|-----|-------|-------|------|-------|-------|------|-------|---|---|
| 825040055 | 40 | 42 | 128,5 | 187 | 169,5 | 50 | 150 | 2,006 | 1 | - |
| 825050055 | 50 | 53 | 129 | 187 | 164 | 50 | 150 | 2,032 | 1 | - |
| 825065055 | 65 | 73 | 129,5 | 187 | 154 | 50 | 150 | 2,074 | 1 | - |
| 825100055 | 100 | 102 | 157 | 187 | 141 | 50 | 150 | 2,246 | 1 | - |

B 100 102



825/06 Q

POZZETTO A SALDARE / ATTACCO ORIZZONTALE / TELESCOPICO / QUADRO

- SCUPPER TO WELD / HORIZONTAL OUTLET / TELESCOPIC / SQUARE
- BODENABLAUF ZU SCHWEISSEN / HORIZONTAL ABGANG / TELESKOPISCH / QUADRAT
- BONDE À SOUDER / LATÉRAL / TÉLESCOPIQUE / CARRÉ
- DESAGÜE PARA SOLDAR / LATERAL / TELESCÓPICO / CUADRADO

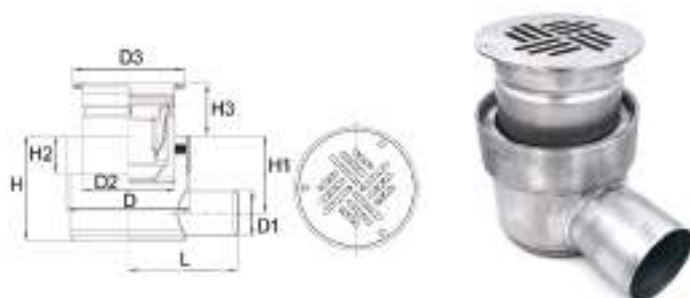
MATERIAL: AISI 316L - 1.4404

NOTE: Con sifone - With siphon - Mit Syphon - Avec siphon - Con sifón

| CODE | DN | D1 mm | L mm | L1 mm | H mm | H1 mm | H2 mm | H3 mm | D mm | D2 mm | kg | | € |
|------------|----|-------|-------|-------|-------|-------|-------|--------|------|-------|-------|---|---|
| 825040066Q | 40 | 42 | 128,5 | 150 | 124,5 | 92 | 45 | 20-100 | 145 | 110 | 2,946 | 1 | - |
| 825050066Q | 50 | 53 | 128,5 | 150 | 124,5 | 92 | 45 | 20-100 | 145 | 110 | 2,942 | 1 | - |
| 825065066Q | 65 | 73 | 140 | 150 | 124,5 | 88 | 45 | 20-100 | 145 | 110 | 2,992 | 1 | - |

B 100 102

825/06 C


POZZETTO A SALDARE / ATTACCO ORIZZONTALE / TELESCOPICO / ROTONDO

- SCUPPER TO WELD / HORIZONTAL OUTLET / TELESCOPIC / ROUND
- BODENABLAUF ZU SCHWEISSEN / HORIZONTAL ABGANG / TELESKOPISCH / RUNDE
- BONDE À SOUDER / LATÉRAL / TÉLESCOPIQUE / ROND
- DESAGÜE PARA SOLDAR / LATERAL / TELESCÓPICO / REDONDO

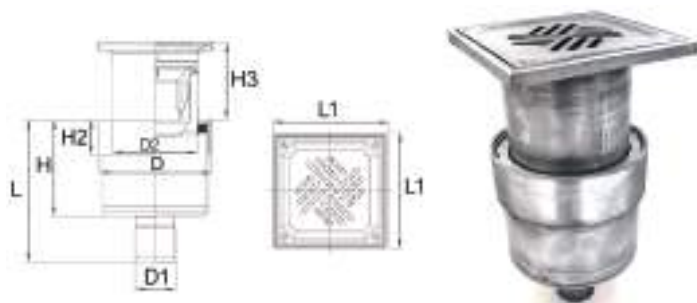
MATERIAL: AISI 316L - 1.4404

NOTE: Con sifone - With siphon - Mit Syphon - Avec siphon - Con sifón

| CODE | DN | D1 mm | L mm | H mm | H1 mm | H2 mm | H3 mm | D mm | D2 mm | D3 mm | kg | € |
|------------|----|-------|-------|-------|-------|-------|-------|------|-------|-------|-------|-----|
| 825040066C | 40 | 42 | 128,5 | 124,5 | 92 | 45 | 25-90 | 145 | 110 | 132 | 2,782 | 1 - |
| 825050066C | 50 | 53 | 128,5 | 124,5 | 92 | 45 | 25-90 | 145 | 110 | 132 | 2,838 | 1 - |
| 825065066C | 65 | 73 | 140 | 124,5 | 88 | 45 | 25-90 | 145 | 110 | 132 | 2,865 | 1 - |

B 100 102

825/07 Q


POZZETTO A SALDARE / ATTACCO VERTICALE / TELESCOPICO / QUADRO

- SCUPPER TO WELD / VERTICAL OUTLET / TELESCOPIC / SQUARE
- BODENABLAUF ZU SCHWEISSEN / VERTIKAL ABGANG / TELESKOPISCH / QUADRAT
- BONDE À SOUDER / VERTICAL / TÉLESCOPIQUE / CARRÉ
- DESAGÜE PARA SOLDAR / VERTICAL / TELESCÓPICO / CUADRADO

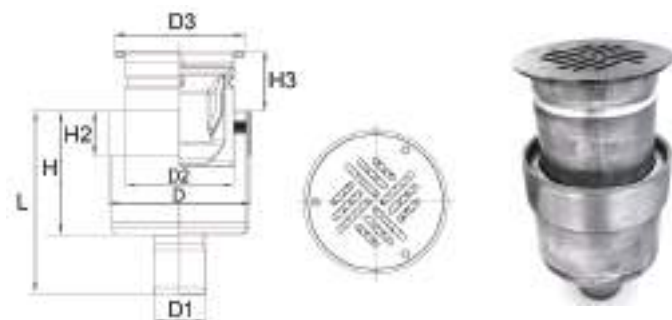
MATERIAL: AISI 316L - 1.4404

NOTE: Con sifone - With siphon - Mit Syphon - Avec siphon - Con sifón

| CODE | DN | D1 mm | L mm | L1 mm | H mm | H2 mm | H3 mm | D mm | D2 mm | kg | € |
|------------|----|-------|-------|-------|-------|-------|--------|------|-------|-------|-----|
| 825040077Q | 40 | 42 | 184,5 | 150 | 124,5 | 45 | 20-100 | 145 | 110 | 2,904 | 1 - |
| 825050077Q | 50 | 53 | 184,5 | 150 | 124,5 | 45 | 20-100 | 145 | 110 | 2,950 | 1 - |
| 825065077Q | 65 | 73 | 198,5 | 150 | 124,5 | 45 | 20-100 | 145 | 110 | 2,980 | 1 - |

B 100 102

825/07 C

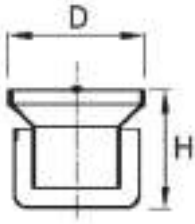

POZZETTO A SALDARE / ATTACCO VERTICALE / TELESCOPICO / ROTONDO

- SCUPPER TO WELD / VERTICAL OUTLET / TELESCOPIC / ROUND
- BODENABLAUF ZU SCHWEISSEN / VERTIKAL ABGANG / TELESKOPISCH / RUNDE
- BONDE À SOUDER / VERTICAL / TÉLESCOPIQUE / ROND
- DESAGÜE PARA SOLDAR / VERTICAL / TELESCÓPICO / REDONDO

MATERIAL: AISI 316L - 1.4404

NOTE: Con sifone - With siphon - Mit Syphon - Avec siphon - Con sifón

| CODE | DN | D1 mm | L mm | H mm | H2 mm | H3 mm | D mm | D2 mm | D3 mm | kg | € |
|------------|----|-------|-------|-------|-------|-------|------|-------|-------|-------|-----|
| 825040077C | 40 | 42 | 184,5 | 124,5 | 45 | 25-90 | 145 | 110 | 132 | 2,817 | 1 - |
| 825050077C | 50 | 53 | 184,5 | 124,5 | 45 | 25-90 | 145 | 110 | 132 | 2,798 | 1 - |
| 825065077C | 65 | 73 | 198,5 | 124,5 | 45 | 25-90 | 145 | 110 | 132 | 2,848 | 1 - |



820/P

B 100 102

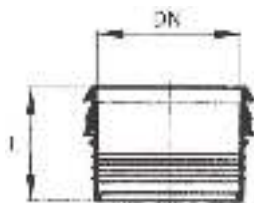
SIFONE PER POZZETTO DI SCARICO

- SIPHON FOR SCUPPER DRAIN
- SIPHON FÜR BODENABLAUF
- SIPHON POUR BONDE
- SIFÓN PARA DESAGÜE

MATERIAL: AISI 316L - 1.4404



NOTE: per / for / für / pour / para 825/01÷04

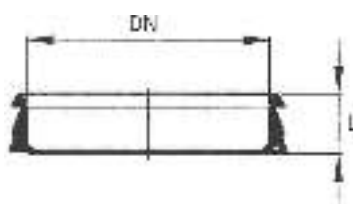
| CODE | D mm | H mm | kg | | € |
|-----------|---------|---------|-------|---|---|
| 820000000 | 106 | 96 | 0,365 | 1 | - |

**826/GV****B 100 102****ANELLO DI TENUTA / GRAVITÀ + VUOTO**

- SEAL / GRAVITY + VACUUM
- DICHTUNG / SCHWERKRAFT + VAKUUM
- JOINT / GRAVITÉ + VIDE
- GUARNICIÓN / GRAVITACIÓN + VACÍO



MATERIAL: gomma / rubber EPDM

| CODE | DN | L mm |  |  | € |
|-----------|----|---------|---|---|---|
| 826040000 | 40 | 34,5 | 0,010 | 1 | - |
| 826050000 | 50 | 42,5 | 0,018 | 1 | - |
| 826065000 | 65 | 59,5 | 0,035 | 1 | - |

**826/G****B 100 102****ANELLO DI TENUTA / GRAVITÀ**



- SEAL / GRAVITY
- DICHTUNG / SCHWERKRAFT
- JOINT / GRAVITÉ
- GUARNICIÓN / GRAVITACIÓN

MATERIAL: gomma / rubber EPDM

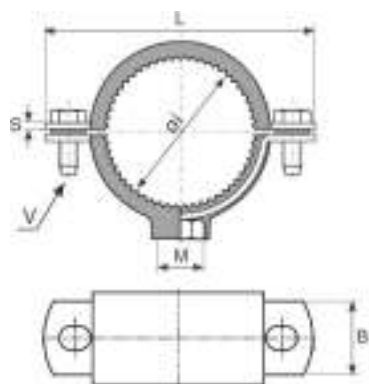
| CODE | DN | L mm |  |  | € |
|-----------|-----|---------|---|---|---|
| 826040001 | 40 | 15 | 0,007 | 1 | - |
| 826050001 | 50 | 18 | 0,012 | 1 | - |
| 826065001 | 65 | 21 | 0,020 | 1 | - |
| 826080001 | 80 | 22,5 | 0,029 | 1 | - |
| 826100001 | 100 | 27 | 0,051 | 1 | - |
| 826125001 | 125 | 29 | 0,080 | 1 | - |
| 826150001 | 150 | 36 | 0,138 | 1 | - |

**826/L****B 100 102****TUBETTO LUBRIFICANTE 150 GR**

- LUBRICANT 150 GR
- SCHMIERSTOFF 150 GR
- LUBRIFIANT 150 GR
- LUBRICANTE 150 GR

| CODE |  |  | € |
|-----------|---|---|---|
| 826000002 | 0,150 | 1 | - |

A 50 50



Conforme a
Conform to
Entsprechend
Correspondant
Conforme a la

DIN 4109

156/G

COLLARE CON GOMMA

- CLAMP WITH RUBBER
- ROHRSCHELLE MIT GUMMIEINLAGE
- COLLIER DE FIXATION GARNITURE ISOPHONIQUE
- ABRAZADERA ISOFÓNICA

MATERIAL: AISI 304 - 1.4301

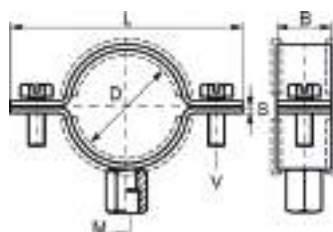
VULCANIZED RUBBER: EPDM [-20° C/+120° C]
durezza/hardness 55 Shore

NOTE: dado saldato con puntatura elettrica
spot welded nut

| CODE | Øi Drain mm | M | V mm | B mm | L mm | S mm | g | kg | Box | € |
|------------|----------------|------|----------|---------|---------|---------|-----|----|-----|---|
| 156114304G | 42 | M 8 | M 6 x 20 | 20 | 85 | 2,5 | 120 | 1 | 50* | - |
| 156112304G | 53 | M 8 | M 6 x 25 | 20 | 97 | 2,5 | 142 | 1 | 50* | - |
| 156212304G | 73 | M 10 | M 6 x 25 | 30 | 128 | 2,5 | 308 | 1 | 10* | - |
| 156300304G | 88,9 | M 10 | M 6 x 25 | 30 | 148 | 2,5 | 346 | 1 | 10* | - |

[*] unità minima di vendita / minimum selling quantity

A 50 51



156/G

COLLARE CON GOMMA

- CLAMP WITH RUBBER
- ROHRSCHELLE MIT GUMMIEINLAGE
- COLLIER DE FIXATION GARNITURE ISOPHONIQUE
- ABRAZADERA ISOFÓNICA

MATERIAL: AISI 316 - 1.4401

VULCANIZED RUBBER: EPDM [-20° C/+120° C]

NOTE: dado saldato con puntatura elettrica
spot welded nut

| CODE | Øi Drain mm | DN inch | M | V mm | B mm | L mm | S mm | g | kg | Box | € |
|------------|----------------|------------|----------|----------|---------|---------|---------|-----|-----|-----|---|
| 156312316G | 102 | 3"1/2 | M 8 / 10 | M 6 x 20 | 20 | 165 | 2 | 189 | 10* | - | |
| 156500316G | ** | 5" | M 10 | M 6 x 25 | 20 | 179 | 2,5 | 250 | 10* | - | |
| 156600316G | ** | 6" | M 10 | M 8 x 35 | 25 | 233 | 2,5 | 470 | 10* | - | |

[*] unità minima di vendita / minimum selling quantity

[**] AISI 316L / 1.4404



Come ordinare

How to order



+ 39 0376 96 001



+ 39 0376 96 422



ordini.info@racmet.com



raccorderiemetalliche.com



Struttura commerciale - Sales Organisation

246 - 248



MKTG & PRODUCT MANAGER

Fabrizio PIZZAMIGLIO

Tel. +39 0376 96 02 09

Mob. +39 348 0171387

fabrizio.pizzamiglio@racmet.com

QUALITY MANAGER

Silvio POZZETTI

Tel. +39 0376 96 02 91

Mob. +39 335 7250642

silvio.pozzetti@racmet.com



TECHNICAL & SALES CONSULTANT

Matteo AVANZI

Tel. 0376 96001

Mob. +39 342 8068177

tecnico@racmet.com



CUSTOMER SERVICE

Sara BELLADELLI

Tel. +39 0376 96 001

ordini.info@racmet.com



AMMINISTRAZIONE book-keeping

Giovanni MIRONI

Tel. +39 0376 96 02 21

amministrazione@racmet.com

Seguici su Facebook, LinkedIn e Instagram

Follow us on Facebook, LinkedIn and Instagram

@raccorderiemetalliche



Il nuovo Product Range 2021 è scaricabile in pdf nella sezione Download del nostro sito raccorderiemetalliche.com

The new Product Range 2021 can be downloaded in pdf format in the Download section of our website raccorderiemetalliche.com

Condividi le foto dei tuoi impianti!

SHARE PHOTOS OF YOUR PLANTS!

Hai realizzato un impianto utilizzando i nostri sistemi pressare?

Inviaci le foto e i dettagli della tua installazione

all'indirizzo mail marketing@racmet.com,

le pubblicheremo sui nostri canali web.

Did you build a system using our pressfitting systems?

Send us the photos and details of your installation

to the email address marketing@racmet.com and

we will post them on our web channels.



Raccorderie Metalliche S.p.a.

Struttura commerciale Italia Sales Organization



RESPONSABILE VENDITE ITALIA

Massimiliano GABBI

Tel. 0376 960206
Fax 0376 96422
Cell. 335 7663876
massimiliano.gabbi@racmet.com

FUNZIONARI DIRETTI RM

PIEMONTE-VALLE D'AOSTA-MN-VA-PV

Luca SALVAGNI - Funzionario Vendite
Tel. 0376 96001 - Fax 0376 96422
Cell. 335 325987
luca.salvagni@racmet.com

MI-BG-BS-LC-CO-SO-LO-MB-CR

Carlo PUGNAGHI - Funzionario Vendite
Tel. 0376 96001 - Fax 0376 96422
Cell. 335 7364515
carlo.pugnaghi@racmet.com

TRENTINO ALTO ADIGE VENETO - FRIULI VENEZIA GIULIA

Paolo MEGARESE - Funzionario Vendite
Tel. 0376 96001 - Fax 0376 96422
Cell. 345 5669878
paolo.megarese@racmet.com

MI-BG-BS-LC-CO-SO-LO-MB-CR VENETO

Matteo VISSER - Funzionario Vendite
Tel. 0376 96001 - Fax 0376 96422
Cell. 335 6907418
matteo.visser@racmet.com

EMILIA ROMAGNA - MARCHE (PU - AN)

Daniele BONACINI - Funzionario Vendite
Tel. 0376 96001 - Fax 0376 96422
Cell. 344 1174021
daniele.bonacini@racmet.com

TOSCANA

Alessio PAOLESCHI - Funzionario Vendite
Tel. 0376 96001 - Fax 0376 96422
Cell. 335 5251961
alessio.paoleschi@racmet.com

LIGURIA

Energy Team di Emerigo Francesco
Via Verdi, 20/D
18100 Imperia (IM)
Tel. 0183 279239 - Fax 0183 653445
info@energyteamliguria.it

LAZIO

RTL snc di Maramao e C.
Via Morolense, 27
03013 Ferentino (FR)
Tel. 0775 392043
info@rtletis.it

CALABRIA

Agenzia Logozzo Fausto
Via Napoli, 33 - 89042
Gioiosa Ionica (RC)
Cell. 393 9761850
info@agenziaologozzo.com



CAMPANIA

Corrado Rappresentanze sas
Via D. Fontana, 184 - 80131 Napoli (NA)
Tel. 081 5463752 - Fax 081 5464837

Salvatore CORRADO

Cell. 335 6656224
corradosas@fastwebnet.it

ABRUZZO - MOLISE - UMBRIA MARCHE (AP - FM - MC)

SCR sas di Simoncini O. & C.
Via G. Leopardi 26 - 64015 Nereto (TE)
Tel. 0861 851807 - Fax 0861 1856461

Otello SIMONCINI

Cell. 348 3859388
agenziaosimoncini@gmail.com

PUGLIA - BASILICATA

F.A.R.P. srl
Viale Vittorio Emanuele II, 26
70010 Cellamare (BA)
Tel. 080 4657523 - Fax 080 4657498
agidue.alloggio@gmail.com

SICILIA OCCIDENTALE PA - TP - AG - CL

Spitaleri Rappresentanze di Spitaleri Gaetano & C. snc
Via degli Ioni, 7 - 91100 Trapani (TP)
Tel. 0923 567361 - Fax 0923 553588

Gaetano SPITALERI

Cell. 335 5389203
info@spitalerirappresentanze.it

SICILIA ORIENTALE ME - CT - SR - RG - EN

Matteo ARDIZZONE
Via Salvatore Quasimodo, 8
95030 S. Agata Li Battiati (CT)
Tel. 095 213911 - Fax 095 213911
Cell. 337 888806
ardizzzone@videobank.it

Nello Fabrizio SCIMONE

Cell. 340 8911730
nf.scimone@gmail.com

SARDEGNA

Marco SECCI
Via Torricelli, 9 - 09047 Selargius (CA)
Tel. 070 3320991 - Fax 1782746902
Cell. 348 6027354
agenzia.mgr@gmail.com

Marine Division

Alessio PAOLESCHI

SALES MANAGER MARINE DIVISION
Cell. +39 335 5251961
alessio.paoleschi@racmet.com



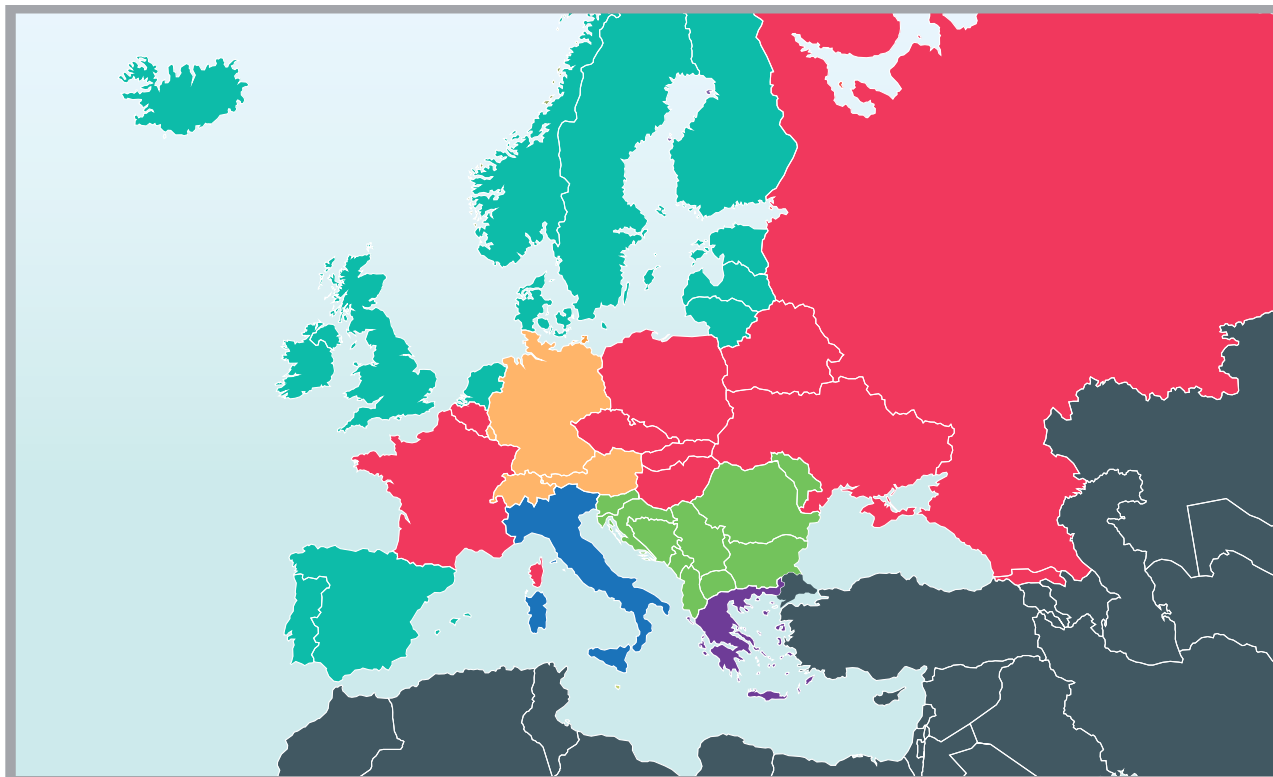
TECHNICAL & SALES CONSULTANT

Matteo AVANZI

Tel. 0376 96001 - Fax 0376 96422
Cell. 342 8068177
tecnico@racmet.com



Raccorderie Metalliche S.p.a. 
Struttura commerciale Estero Sales Organization



RM Sales Team

Germany - Austria Switzerland - Luxembourg

Francesco GUANZINI
 Tel. +39 0376 960285
 Mob. +39 335 7371662
 francesco.guanzini@racmet.com

Greece

Massimiliano GABBI
 Tel. +39 0376 96 02 06
 Mob. +39 335 7663876
 massimiliano.gabbi@racmet.com

Denmark - Finland - Norway Sweden - Estonia - Latvia Lithuania - Iceland Great Britain - Ireland - Spain Portugal - Netherlands

Paolo IMPERIALE
 Tel. +39 0376 960259
 Mob. +39 344 0958857
 paolo.imperiale@racmet.com

France - Poland - Russia Ukraine - Belarus Czech Republic Slovak Republic Hungary - Belgium

Roberto PEREZ
 Tel. +39 0376 960122
 Mob. +39 344 0961187
 roberto.perez@racmet.com

RACCORDERIE METALLICHE FRANCE

Frédéric DEVAUX
 Tel. +33 4 78 67 54 46
 Mob. +33 698565339
 frederic.devaux@racmet.com

OTHER COUNTRIES

Tel. +39 0376 96001
 ordini.info@racmet.com

Sales Partners

DEUTSCHLAND

Horst HAGEBOEKE
 Linden Str., 41
 D-32312 Lübbecke
 Tel. +49 (0) 5741 370180
 Fax +49 (0) 5741 370182
 Mob. +49 (0) 170 204 2100
 industrie@hageboeke.com

HUNGARY

György KOVÁCS
 Mob. +36 20 432 4732
 gyorgy.kovacs@racmet.com

ROMANIA - BULGARIA SLOVENIA - CROATIA MACEDONIA - ALBANIA MONTENEGRO BOSNIA ERZEGOVINA SERBIA-MOLDOVA KOSOVO

Dejan UGRINIC
 Hrvatska - 10431 Sveta
 Nedjelja
 Novaki, Rakitska 25
 Mob. +385 (0) 98 282 405
 ugrineks@ugrineks.hr

CZECH & SLOVAKIA REPUBLIC

Samuele PEDRIALI
 Mob. +420 736 540 017
 samuele.p@atlas.cz

**Technický poradce
Radim OBERHERR**
 Mob. +420 777 049 805

GREECE

**B. Giannopoulos
& SIA O.E.**
 Varis-Koropiou 40-42, Ave
 16672 Vari-Athens
 Tel. +30 210 9654006
 Fax +30 210 9654666
 info@bgiannopoulos.gr

POLAND

Robert WRÓBLEWSKI
 Tel. +48 603 093 881
 robert.wroblewskirm@gmail.com

RUSSIA

Andrej SINELNIKOV
 Tel. +7 9219405036
 andrej.sinelnikov@racmet.com

Marine Division

MARINE DIVISION
Alessio PAOLESCHI
 SALES MANAGER MARINE DIVISION
 Cell. +39 335 5251961
 alessio.paoleschi@racmet.com



RM Pressfitting GmbH

Wagmüllerstraße 23
Tel. +49 (0)89 242 90 90 0
Fax +49 (0)89 242 90 90 33
info@kaiser-zenneck.de



Technische Beratung Für Pressfittingsysteme

DEUTSCHLAND

Roger PFATTHEICHER
Mob. +49 (0)151 52483379
r.pfattheicher@racmet.com

DEUTSCHLAND

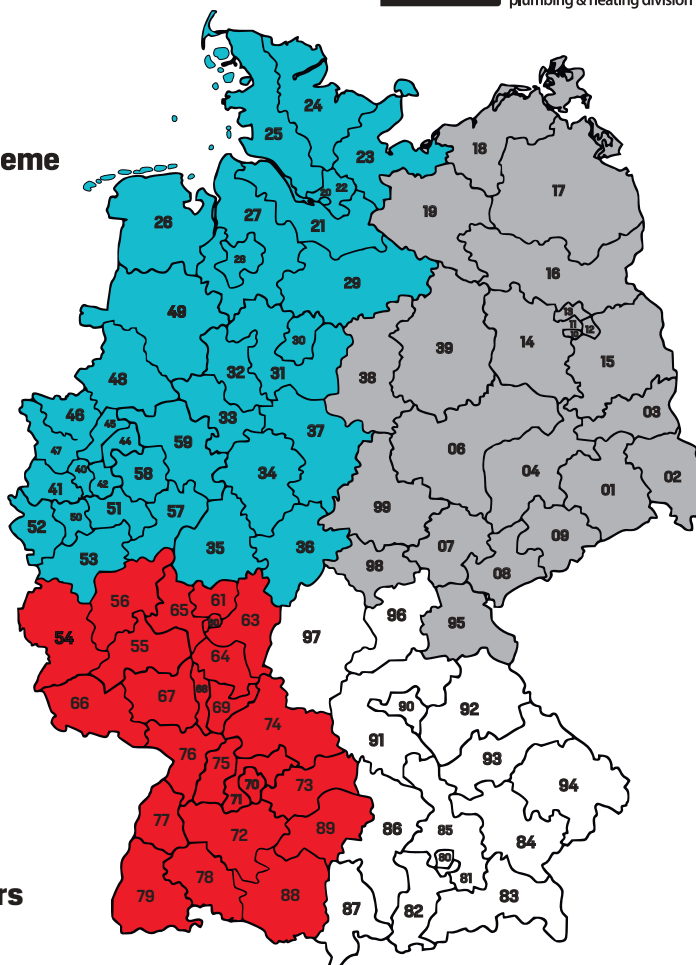
Stephan SCHAPER
Mob. +49 (0)170 7216127
s.schaper@racmet.com

DEUTSCHLAND

Mike ROCKMANN
Mob. +49 (0)151 24069608
m.rockmann@racmet.com

DEUTSCHLAND

Max FRIEßL
Mob. +49 (0)151 12947989
m.friessl@racmet.com



RM Sales Team

**Germany - Austria
Switzerland - Luxembourg**

Francesco GUANZINI
Tel. +39 0376 960285
Mob. +39 335 7371662
francesco.guanzini@racmet.com

Sales Partners

DEUTSCHLAND

Horst HAGEBOEKE
Linden Str., 41
D-32312 Lübbecke
Tel. +49 (0) 5741 370180
Fax +49 (0) 5741 370182
Mob. +49 (0) 170 204 2100
industrie@hageboeke.com

Raccorderie Metalliche France

1 rue des Piverts
69800 SAINT-PRIEST
Tel. +33 4 78 67 54 46
Mob. +33 698565339
frederic.devaux@racmet.com

RM Sales Team

Roberto PEREZ
Tel. +39 0376 960122
Mob. +39 344 0961187
roberto.perez@racmet.com

Frédéric DEVAUX
Responsable des ventes France
Tel. +33 4 78 67 54 46
Mob. +33 698565339
frederic.devaux@racmet.com

Marine Division

MARINE DIVISION
Alessio PAOLESCHI
SALES MANAGER MARINE DIVISION
Cell. +39 335 5251961
alessio.paoleschi@racmet.com



Condizioni Generali di Vendita

Di seguito sono riportate le Condizioni Generali di Vendita ("CGV") applicabili a tutti i rapporti di vendita tra Raccorderie Metalliche S.p.A. ("RM" o la "Società") e i soggetti che effettuano, direttamente o tramite agente, un ordine di merce (gli "Acquirenti" o, singolarmente, l'Acquirente").

Tutte le CGV, incluse le presenti premesse, si intendono pertanto conosciute ed accettate dagli Acquirenti, senza riserva alcuna, con il conferimento dell'ordine a RM, a nulla rilevando eventuali condizioni generali predisposte dall'Acquirente.

Le CGV trovano applicazione ai rapporti di vendita, in quanto non derogate da specifici accordi contrattuali tra RM e gli Acquirenti.

Nell'interpretazione ed esecuzione degli ordini si farà riferimento inoltre alle clausole previste dagli Incoterms edizione 2020.

1. Ordini

- 1.1 Le nostre offerte sono da considerarsi impegnative solo a fronte di una regolare conferma d'ordine scritta ("CdO") inviata all'Acquirente da RM.
- 1.2 Gli ordini richiesti a RM non sono vincolanti fino a CdO scritta.
- 1.3 E' facoltà di RM di richiedere ulteriori chiarimenti prima di accettare l'ordine ovvero di rifiutarlo a proprio insindacabile giudizio.
- 1.4 Gli ordinativi di merce si intendono fatti con riferimento al catalogo vigente. I prodotti ed i prezzi riportati sono da considerarsi comunque indicativi. E' facoltà di RM di modificare le caratteristiche tecniche dei prodotti indicati e di rivedere i prezzi.

2. Prezzo

- 2.1 Il prezzo, le modalità e i termini di pagamento sono quelli indicati nella CdO o in fattura e sono vincolanti per l'Acquirente.
- 2.2 In nessun caso l'Acquirente potrà ritardare, ridurre o sospendere il pagamento. In caso di mancato o parziale pagamento, l'Acquirente sarà considerato in mora senza necessità di formale diffida e saranno applicabili gli interessi legali di mora ai sensi degli articoli 2 lettera e), 4 e 5 del D.Lgs. 9 Ottobre 2002 n. 231.
- 2.3 È sempre salva la facoltà per RM di sospendere l'esecuzione di ordini, qualora l'Acquirente non abbia regolarmente adempiuto ai pagamenti relativi a precedenti ordinativi ovvero abbia dimostrato di non essere in grado di adempiere al proprio pagamento. In tale caso, l'ordine potrà essere eseguito soltanto a fronte di un pagamento anticipato ovvero a seguito di presentazione di idonea garanzia di gradimento di RM.
- 2.4 Nel caso di aumenti del prezzo della merce in corso d'opera superiori al 5% del prezzo indicato in catalogo, tali diversi importi saranno comunicati da RM all'Acquirente. Tali diversi importi sono vincolanti per l'Acquirente, fatto salvo, in questo caso, il suo diritto di rinunciare all'acquisto della merce, senza che l'Acquirente possa avanzare pretese di danni nei confronti di RM.

3. Trasporto

- 3.1 Salvo diversamente previsto nel Contratto di Vendita, i prodotti saranno consegnati al cliente in conformità alla Regola Incoterms 2020, Ex-Works (EXW) o FCA – stabilimento del Venditore.

4. Consegna

- 4.1 I termini di consegna sono da intendersi indicativi e non sono vincolanti per la Società e l'eventuale ritardo non potrà in alcun modo dare diritto all'Acquirente di recedere dal contratto, annullare l'ordine, sospendere, ridurre o ritardare il pagamento del prezzo, o pretendere il pagamento di danni, di qualunque natura, anche in forma di interessi moratori.
- 4.2 In ogni caso, i termini di consegna decorrono esclusivamente dalla data della CdO. Sono inefficaci eventuali termini riportati nell'ordine.
- 4.3 Qualora l'Acquirente necessitasse di specifici termini di consegna, questi dovranno preventivamente essere concordati e per essere efficaci dovranno inoltre essere confermati per iscritto nella CdO. In ogni caso, è fatto salvo il caso della forza maggiore, con ciò intendendosi, a titolo puramente esplicativo ma non esaustivo, casi di scioperi anche dei vettori, guerre, epidemie, catastrofi, atti terroristici, incidenti, chiusura delle frontiere o impedimento per ordine dell'Autorità.
- 4.4 Nel caso in cui la consegna diventi impossibile o particolarmente gravosa, RM si riserva il diritto di annullare l'ordine senza che l'Acquirente possa avanzare richiesta di danni.

5. Riserva di Proprietà

- 5.1 RM si riserva il diritto di proprietà sulla merce sino a quando saranno interamente pagati tutti gli importi relativi al prezzo della merce ed al trasporto, ivi incluse a titolo esemplificativo ma non esaustivo le spese di imballaggio e di dogana, quest'ultime se applicabili.
- 5.2 In caso di risoluzione del contratto per inadempimento dell'Acquirente, gli acconti pagati resteranno acquisiti a RM a titolo d'indennità.

6. Reclami

- 6.1 Eventuali reclami per difetti della merce dovranno essere comunicati entro dieci giorni dal ricevimento della stessa.
- 6.2 Gli eventuali reclami non danno diritto all'Acquirente di sospendere o ritardare il pagamento nei termini indicati.
- 6.3 Nel caso in cui l'Acquirente richieda la compatibilità della merce per un uso particolare, tale richiesta dovrà avvenire con l'ordine e avrà valore solo se confermata specificatamente per iscritto nella CdO.

7. Garanzia sistemi a pressare

- 7.1 Per quanto concerne la garanzia dei sistemi a pressare, fanno fede le condizioni ed i termini esposti sul Manuale Tecnico Sistemi a Pressare di Raccorderie Metalliche S.p.A.

8. Lingua, Controversie, Legge applicabile

- 8.1 Eventuali altre traduzioni delle CGV sono da intendersi di mera cortesia e non superano quella italiana, la quale è la sola che fa fede.
- 8.2 In caso di controversie è competente in via esclusiva il Tribunale del luogo dove ha sede la Società.
- 8.3 Per quanto non previsto dalle presenti CGV, i rapporti di vendita tra RM e gli Acquirenti saranno regolati dalla legge italiana.

General Conditions of Sale

Below you can find our General Conditions of Sale (hereinafter, the “GCS”) that shall apply to all sale relationships between Raccorderie Metalliche S.p.A. (hereinafter, “RM” or the “Company”) and subjects who place their orders, either directly or through their agents, with the latter (hereinafter, the “Purchasers” or, individually, the “Purchaser”).

All GCS (including the recitals) are therefore acknowledged and accepted by the Purchasers, without reservation, on the date of the order placement to RM; in case of existing Purchaser’s conditions, the GCS will prevail.

The GCS shall apply to all sale relationships, unless otherwise agreed upon between RM and the Purchasers.

To interpret and execute the orders, the parties shall moreover refer to the provisions provided for by Incoterms 2020.

1. Orders

- 1.1 Our offers shall be considered as binding only in case of regular order confirmation in written form (hereinafter, the “OC”) sent by RM to the Purchaser.
- 1.2 The orders sent to RM shall be considered to be binding only in case a written OC is sent to the Purchaser.
- 1.3 RM is entitled to require further information before accepting an order, as well as to decline the latter, at its sole discretion.
- 1.4 The orders shall refer to RM’s catalogue being in force from time to time. Anyway, both the products and the prices are indicative. RM reserves the right to modify the technical features of the products and readjust the prices.

2. Price

- 2.1 Price, payment method and conditions being indicated in the OC are binding on the Purchaser.
- 2.2 Under no circumstances, the Purchaser may delay, reduce or cease payments. In case of partial or total non payment, the Purchaser will be considered to be in arrears, with no need to send him formal injunction, and in this case interest of arrears will be applied according to articles 2 letter e), 4 and 5 of the Decree Law N° 231, dated 9th October 2002.
- 2.3 RM reserves the right to stop the execution of orders, in the event the Purchaser has not fulfilled payment relating to preceding orders, i.e. has proven not to be in a position to fulfil its payment. In such a case, the orders will only be executed against a payment in advance and after RM sends its consent to the Purchaser.
- 2.4 In case of price increase regarding goods belonging to orders in progress and exceeding 5 % of the price contained in the catalogue, RM will inform the Purchaser about the relevant different amounts. The latter will be binding on the Purchaser, who has anyway the right to refuse to purchase the goods but not the right to put forward claims against RM.

3. Transport

- 3.1 Unless otherwise provided in the Sales Contract, the products will be delivered to the customer according to the Incoterms 2020, Ex-Works (EXW) or FCA – Supplier’s company.

4. Delivery

- 4.1 The delivery time is indicative and not binding on the Company and a possible delay does not entitle the Purchaser to back out of a contract, cancel an order, cease, reduce, delay a payment of the price, nor claim for any damages and/or interest of arrears.
- 4.2 In any case, the delivery time starts on the date of the OC. Possible different terms contained in the orders will be considered null and void.
- 4.3 In case the Purchaser requires a specific delivery time, the latter shall preliminarily be agreed and written in the OC to confirm its validity. In any case, the foregoing is without prejudice to force majeure including, but not limited to strike (even forwarders’ strike), war, epidemics, disasters, terrorist attacks, accidents, closed borders, authority vetoes.
- 4.4 In the event it is impossible or very difficult to deliver, RM reserves the right to cancel the order and the Purchaser is not entitled to put forward claims against RM.

5. Retention of Title

- 5.1 RM reserves its property right concerning the goods, until all amounts relating to the price of the goods and the freight including, but not limited to packing & customs charges (if applicable).
- 5.2 In case of contract termination due to the Purchaser’s breach, possible down payments shall remain acquired by RM as indemnity.

6. Complaints

- 6.1 Possible complaints regarding defects of the goods shall be notified within ten days from the receiving of the latter by the Purchaser.
- 6.2 Possible complaints do not entitle the Purchaser to stop or delay the payment of the goods, which has to be issued within the scheduled time.
- 6.3 In case the Purchaser requires the goods to be conformed to a special purpose, the relevant request shall be made with the order and it shall be valid only in case it has been specifically confirmed in writing in the OC.

7. Warranty of press systems.

- 7.1 Concerning the warranty of press systems, the terms and conditions indicated in Press Systems Technical Manual of Raccorderie Metalliche S.p.A. shall apply.

8. Language, Disputes, Applicable Law

- 8.1 Any possible translation other than the present GCS one shall be intended as mere favour and shall not prevail over the Italian text, which is the only applicable text.
- 8.2 All possible disputes shall be subject to the exclusive jurisdiction of the court of the place in which the Company has its registered office.
- 8.3 For any aspect not provided for by the present GCS, the sales relationships between RM and the Purchasers shall be ruled by the Italian law.

Allgemeine Geschäftsbedingungen

Nachfolgend werden die Allgemeinen Geschäftsbedingungen aufgeführt, die auf alle Verkaufsbeziehungen zwischen Raccorderie Metalliche S.p.A. ("RM" oder die "Gesellschaft") und Personen, die direkt oder durch einen Vertreter eine Bestellung aufgeben (im Folgenden "Käufer") anwendbar sind. Sämtliche AGB, einschließlich der vorliegenden Vorbemerkungen, verstehen sich vorbehaltlos als von den Käufern verstanden und akzeptiert durch die Bestellerteilung an RM, wobei etwaige verfasste allgemeine Geschäftsbedingungen des Käufers keine Bedeutung haben. Die AGB finden Anwendung in den Verkaufsbeziehungen, weil sie nicht von bestimmten Vertragsvereinbarungen zwischen RM und den Käufern abweichen. In der Beurteilung und Ausführung der Bestellungen wird außerdem auf die von Incoterms Ausgabe 2020 vorgesehenen Klauseln Bezug genommen.

1. Bestellungen

- 1.1 Unsere Bestellungen sind als bindend zu betrachten nur bei Vorliegen einer regulären schriftlichen Auftragsbestätigung ("AB"), die dem Käufer durch RM zugestellt wird.
- 1.2 Die an RM angefragten Bestellungen sind bis zur schriftlichen AB nicht bindend.
- 1.3. RM steht es frei, vor der Bestellannahme weitere Auskünfte einzuholen oder die Bestellung nach eigenem Ermessen abzulehnen.
- 1.4 Die Warenbestellungen verstehen sich in Bezug auf den gültigen Katalog. Die angegebenen Produkte und Preise sind als maßgebend zu verstehen. RM behält sich das Recht vor, Änderungen an den technischen Eigenschaften der Produkte vorzunehmen und die Preise anzupassen.

2. Preis

- 2.1 Preis, Zahlungsbedingungen und Zahlungsfristen sind in der Auftragsbestätigung angegeben und sind bindend für den Käufer.
- 2.2. In keinem Fall darf der Käufer die Zahlung verzögern, mindern oder aufheben. Bei Nichtzahlung oder teilweiser Zahlung befindet sich der Käufer in Verzug, ohne dass es einer formellen Benachrichtigung bedarf, und es werden Verzugszinsen gemäß des italienischen Gesetzesdekrets Nr. 231, Art. 2 Satz 4 und 5 vom 9. Oktober 2002 angerechnet. Weiterhin behält sich RM das Recht vor, die Ausführung von Bestellungen aufzuheben, wenn der Käufer nicht ordnungsgemäß Zahlungen für vorherige Bestellungen vorgenommen hat oder anderweitig bewiesen hat, zahlungsunfähig zu sein. In diesem Fall kann die Bestellung nur bei vorzeitiger Zahlung oder bei Vorliegen entsprechender Vertrauensgarantie durch RM ausgeführt werden.
- 2.4 Im Falle von Preiserhöhung über 5% im Vergleich zum Katalogpreis bei Waren in Bearbeitung, wird RM die entsprechenden Beträge dem Käufer mitteilen. Diese abweichenden Beträge sind für den Käufer bindend, unberührt seines Rechts, in diesem Fall auf den Kauf der Ware zu verzichten, ohne dass der Käufer Schadensersatz gegenüber RM fordern kann.

3. Transport

- 3.1 Sofern im Kaufvertrag nichts anderes vereinbart wurde, werden die Produkte gemäß den Incoterms 2020, Ex-Works (EXW) oder FCA - Werk des Verkäufers an den Kunden geliefert.

4. Lieferung

- 4.1 Die Lieferzeiten sind nicht verbindlich und nicht bindend für die Gesellschaft. Eine eventuelle Verspätung berechtigt den Käufer in keiner Weise vom Vertrag zurück zu treten, die Bestellung zu annullieren, die Zahlung einzustellen, zu mindern oder zu verzögern, oder Schadensersatz jeglicher Art zu fordern, einschließlich der Verzugszinsen.
- 4.2 In jedem Fall richten sich die Lieferzeiten ausschließlich nach dem Datum der AB. Eventuelle in der Bestellung angegebene Fristen sind unwirksam.
- 4.3. Falls der Käufer bestimmte Lieferzeiten benötigt, müssen diese im Voraus vereinbart werden und für ihre Wirksamkeit müssen sie außerdem schriftlich in der AB bestätigt werden. Jedenfalls bleiben die Fälle höherer Gewalt unberührt, darunter, als Erläuterung aber keinesfalls vollständig, Fälle von Streik, einschließlich der Beförderungsunternehmen, Kriege, Epidemien, Katastrophen, Terroranschläge, Grenzschießungen oder Verhinderung durch behördliche Anweisung.
- 4.4. für den Fall, dass die Lieferung unmöglich oder besonders belastend wird, behält sich RM das Recht vor, die Bestellung zu annullieren, ohne dass der Käufer Schadensersatz fordern kann.

5. Eigentumsvorbehalt

- 5.1 RM behält sich das Recht des Eigentums an der Ware bis zur vollständigen Zahlung aller Beträge bezüglich des Warenpreises und des Transports vor, einschließlich - als Erläuterung aber keinesfalls vollständig - Verpackungs- und Zollkosten, falls anwendbar.
- 5.2 Im Falle der Vertragsauflösung wegen Nichterfüllung durch den Käufer werden bereits geleistete Anzahlungen an RM als Entschädigung erworben gelten.

6. Beanstandungen

- 6.1 Eventuelle Beanstandungen wegen fehlerhafter Ware müssen innerhalb einer Frist von zehn Tagen ab Warenerhalt mitgeteilt werden.
- 6.2 Eventuelle Beanstandungen berechtigen nicht den Käufer, die Zahlung innerhalb der genannten Frist einzustellen oder zu verzögern.
- 6.3 Falls der Käufer die Kompatibilität der Ware für eine bestimmte Verwendung verlangt, muss dies Anfrage mit der Bestellung erfolgen und sie wird nur durch schriftliche Bestätigung in der AB wirksam.

7. Gewährleistung Drucksysteme.

- 7.1 Bezüglich der Gewährleistung der Drucksysteme, sind die im Technischen Handbuch Drucksysteme von Metalliche S.p.A. angegebenen Bedingungen und Fristen verbindlich.

8. Sprache, Streitigkeiten, anwendbares Recht

- 8.1 Eventuelle Übersetzungen der AGB sind als reine Dienstleistung zu sehen und stehen nicht über die italienische Version, die ausschließlich gültig ist.
- 8.2 Bei Streitigkeiten ist ausschließlich das Gericht zuständig, in dessen Bezirk die Gesellschaft ihren Sitz hat.
- 8.3 Falls nicht durch die vorliegenden AGB abgedeckt, werden die Kaufbeziehungen zwischen RM und Käufer durch italienisches Recht geregelt.

Conditions Générales de Vente

Ci-Après les Conditions Générales de Vente ("CGV") applicables à tous les rapports de vente entre Raccorderie Metalliche S.p.A. ("RM" ou la "Société") et les sujets qui effectuent, directement ou par l'intermédiaire d'un agent, un ordre de marchandise (les "Acheteurs" ou, individuellement, l'"Acheteur"). Toutes les CGV, y compris ces prémisses, s'entendent par conséquent, connues et acceptées par les Acheteurs, sans aucune réserve, avec l'attribution de l'ordre à RM, si les éventuelles conditions de vente prédisposées par l'Acheteur ne sont pas en contradiction. Les CGV s'appliquent aux rapports de vente dans la mesure où elles ne dérogent pas d'accords contractuels spécifiques entre RM et les Acheteurs. Pour l'interprétation et l'exécution des commandes, il faudra en outre faire référence aux clauses prévues par les conditions internationales de vente Incoterms édition 2020.

1. Commandes

- 1.1 Nos offres doivent être considérées liantes uniquement vis-à-vis d'une confirmation régulière d'une commande écrite ("CdC") envoyée à l'Acheteur par RM.
- 1.2 Les commandes requises à RM ne sont liantes qu'après la rédaction de la CdC.
- 1.3 RM est en droit de demander des précisions supplémentaires avant d'accepter la commande ou de la refuser à son jugement sans appel.
- 1.4 Les commandes de marchandise s'entendent comme passées sur la base du catalogue en vigueur. Les produits et les prix indiqués doivent dans tous les cas être considérés comme indicatifs. RM est en droit de modifier les caractéristiques techniques des produits indiqués et de revoir les prix.

2. Prix

- 2.1 Le prix, les modalités et les délais de paiement sont ceux indiqués dans la CdC ou dans la facture et sont liants pour l'Acheteur.
- 2.2 En aucun cas l'Acheteur ne pourra retarder, réduire ou suspendre le paiement. En cas de non-paiement ou de paiement partiel, l'Acheteur sera considéré en demeure sans obligation d'une mise en demeure formelle et des intérêts légaux pour retard de paiement s'appliqueront, conformément aux articles 2 point e), 4 et 5 du décret législatif du 9 octobre 2002 n° 231.
- 2.3 RM a toujours le droit de suspendre l'exécution de la commande dans le cas où l'acheteur n'a pas effectué les paiements relatifs aux commandes précédentes ou s'il a démontré être incapable d'effectuer le paiement. Dans ce cas, la commande pourra être effectuée uniquement contre un paiement anticipé après la présentation d'une garantie de complaisance de RM.
- 2.4 En cas d'augmentations du prix de la marchandise en cours de production supérieures à 5 % du prix indiqué dans le catalogue, ces montants différents seront communiqués à l'Acheteur par RM. Ces différents montants liants pour l'Acheteur, sous réserve, dans ce cas d'exercer son droit de renoncer à l'achat de la marchandise sans que l'Acheteur puisse prétendre des dommages et intérêts vis à vis de RM.

3. Transport

- 3.1 Sauf disposition contraire dans le contrat de vente, les produits seront livrés au client conformément à la réglementation Incoterms 2020, Ex-Works (EXW) ou FCA – à l'adresse du vendeur.

4. Livraison

- 4.1 Les délais de livraison sont indicatifs et non contraignants pour la Société et tout retard éventuel ne peut en aucune façon permettre à l'acheteur de résilier le contrat, annuler la commande, suspendre, réduire ou retarder le paiement du montant, ou exiger le paiement de dommages de toute nature, de quelque nature que ce soit, même sous la forme d'intérêts moratoires.
- 4.2 Dans tous les cas, les délais de livraison commencent à courir exclusivement à la date de la CdC. Les éventuels délais reportés dans la commande ne sont pas pris en compte.
- 4.3 Dans le cas où l'Acheteur aurait besoin de délais de livraison spécifiques, ceux-ci devront préalablement être fixés et pour qu'ils deviennent effectifs, ils devront être confirmés par écrit dans la CdC. Dans tous les cas, exception est faite en cas de force majeure, c'est à dire à titre purement explicatif, mais sans s'y limiter, les cas de grève, également des transporteurs, les guerres, les épidémies, les catastrophes, les actes de terrorisme, les accidents, la fermeture des frontières ou tout empêchement sur l'ordre des Autorités.
- 4.4 Dans le cas où la livraison devient impossible ou particulièrement excessive, RM se réserve le droit d'annuler la commande sans que l'Acheteur puisse réclamer des dommages et intérêts.

5. Réserve de propriété

- 5.1 RM se réserve le droit de propriété sur la marchandise jusqu'à ce que soient payés tous les montants relatifs au prix de la marchandise et au transport, y compris, à titre d'exemple mais sans s'y limiter, les frais de conditionnement et de douane, si ces derniers sont applicables.
- 5.2 En cas de résiliation du contrat par non-exécution de l'Acheteur, les acomptes payés resteront acquis à RM à titre d'indemnisation.

6. Réclamations

- 6.1 Les éventuelles réclamations pour défauts de la marchandise devront être communiquées dans les dix jours à compter de la réception de celle-ci.
- 6.2 Les éventuelles réclamations n'autorisent pas l'Acheteur à suspendre ou retarder le paiement dans les délais indiqués.
- 6.3 Dans le cas où l'Acheteur requiert la compatibilité de la marchandise pour un usage particulier, cette demande devra parvenir avec la commande et sera effective uniquement si spécifiquement confirmée par écrit dans la CdC.

7. Garantie systèmes à sertir

- 7.1 En ce qui concerne la garantie des systèmes à sertir, font foi les termes et les conditions exposés dans le Manuel Technique des Systèmes à Presser de Raccorderie Metalliche S.p.A.

8. Langue, Litige, Juridiction

- 8.1 Les éventuelles traductions des CGV ne sont fournies que pour des raisons de commodité mais l'Italien est la seule langue faisant foi.
- 8.2 En cas de litige, seul le Tribunal du lieu où la Société à son siège, est compétent.
- 8.3 Pour tout ce qui n'est pas prévu par les présentes CGV, les rapports de vente entre RM et les Acheteurs seront régis par la loi italienne.

Condiciones Generales de Venta

A continuación encontrará las Condiciones Generales de Venta ("CGV") que se aplican a todas las ventas entre Raccorderie Metalliche S.p.A. (en adelante "RM" o la "Sociedad") y los sujetos que efectúan, directa o indirectamente a través de un agente, un pedido de productos (los "Compradores" o, de manera individual, el "Comprador"). Todas las CGV, incluso esta introducción, se entienden por lo tanto conocidas y aceptadas por los Compradores, sin reserva alguna, al otorgar a RM el pedido, y prevalecen ante posibles condiciones generales redactadas por el Comprador. Las CGV se aplican a las relaciones de venta, siempre que no hayan sido derogadas por acuerdos contractuales específicos entre RM y los Compradores. Para interpretar y ejecutar los pedidos se tomarán además como referencia las cláusulas previstas por los Incoterms edición de 2020.

1. Pedidos

- 1.1 Nuestras ofertas se considerarán vinculantes únicamente en el caso de confirmación escrita del pedido ("CdP") enviada por RM al Comprador.
- 1.2 Los pedidos efectuados a RM no son vinculantes si no existe la confirmación del pedido ("CdP") escrita.
- 1.3 RM tiene la facultad para solicitar ulteriores aclaraciones antes de aceptar el pedido o incluso para rechazarlo, en cuyo caso, su decisión es inapelable.
- 1.4 Los pedidos de mercancía se entienden efectuados según el catálogo vigente. Los productos y los precios que allí aparecen deben considerarse indicativos. RM tiene la facultad de modificar las características técnicas de los productos indicados y de rectificar los precios.

2. Precio

- 2.1 El precio, las formas y los plazos de pago son los que se indican en la CdP o en la factura y son vinculantes para el Comprador.
- 2.2 En ningún caso el Comprador podrá retrasar, reducir o suspender el pago. En caso de pago parcial o pago no efectuado, el Comprador será considerado moroso sin necesidad de intimación formal y se le aplicarán los intereses por mora de conformidad con los artículos 2 letra e), 4 y 5 del Decreto Legislativo del 9 de octubre de 2002 n. 231.
- 2.3 RM se reserva siempre la facultad de suspender la ejecución de los pedidos, en caso de que el Comprador no haya cumplido con los pagos de pedidos anteriores o haya demostrado que no puede realizar los mismos. En este caso, se podrá dar curso al pedido solo si se efectúa el pago anticipado o se presenta una garantía adecuada que cuente con el beneplácito de RM.
- 2.4 Si durante el proceso de venta, se produjeran aumentos de precio de la mercancía superiores al 5% del precio indicado en el catálogo, los nuevos importes serán comunicados por RM al Comprador. Dichos importes serán vinculantes para el Comprador, sin perjuicio, en este caso, de su derecho a renunciar a la compra de la mercancía, sin que por este motivo pueda exigir ninguna indemnización por parte de RM.

3. Transporte

- 3.1 A menos que se estipule lo contrario en el Contrato de venta, los productos se entregarán al cliente de acuerdo con los Incoterms 2020, Ex-Works (EXW) o FCA - establecimiento del vendedor.

4. Entrega

- 4.1 Los plazos de entrega son indicativos y no son vinculantes para la Sociedad y en ningún caso el eventual retraso podrá dar derecho al Comprador para rescindir el contrato, anular el pedido, suspender, reducir o retrasar el pago del precio, así como tampoco pretender una indemnización por daños de cualquier tipo, incluso bajo forma de intereses moratorios.
- 4.2 De cualquier forma, los plazos de entrega se cuentan exclusivamente a partir de la fecha de la CdP. No tendrán validez los plazos indicados en el pedido.
- 4.3 En caso de que el Comprador necesitara determinados plazos de entrega, los mismos tendrán que pactarse previamente y para que tengan validez deberán ser confirmados por escrito en la CdP, sin perjuicio de los casos de fuerza mayor, bajo cuyo nombre se entienden, a modo de ejemplo no exhaustivo, huelgas incluso de los transportistas, guerras, epidemias, catástrofes, actos terroristas, accidentes, cierre de fronteras o impedimento por orden de las autoridades.
- 4.4 En caso de que la entrega sea imposible o muy difícil y costosa, RM se reserva el derecho de anular el pedido sin que el Comprador pueda exigir ningún tipo de indemnización por daños y perjuicios.

5. Reserva de Propiedad

- 5.1 RM se reserva el derecho de propiedad de la mercancía hasta cuando no hayan sido pagados totalmente todos los importes correspondientes al precio de la misma y al transporte, incluso a modo de ejemplo no exhaustivo los gastos de embalaje y de aduana, estos últimos siempre que correspondan.
- 5.2 En caso de rescisión del contrato por incumplimiento del Comprador, los pagos a cuenta que haya percibido RM serán retenidos por RM a título de indemnización.

6. Reclamaciones

- 6.1 Las eventuales reclamaciones por defectos de la mercancía tendrán que ser comunicadas dentro de un plazo de diez días a partir de la fecha de recepción de la misma.
- 6.2 Las eventuales reclamaciones no dan derecho al Comprador para que suspenda o retrase el pago dentro de los plazos estipulados.
- 6.3 En el caso de que el Comprador requiera la compatibilidad de la mercancía para un uso especial, dicha solicitud se deberá hacer en el pedido y tendrá valor sólo si se confirma por escrito y explícitamente en la CdP.

7. Garantía de sistemas de prensado.

- 7.1 Por lo que se refiere a la garantía de los sistemas de prensado, tienen validez las condiciones y los términos expuestos en el Manual Técnico de Sistemas de Prensado de Raccorderie Metalliche S.p.A.

8. Lengua, Litigios, Ley aplicable

- 8.1 Las posibles traducciones de las CDV deben entenderse como traducciones de cortesía, que no prevalecen ante el texto en italiano que es el único que da fe.
- 8.2 En caso de litigios es competente en vía exclusiva el Tribunal del lugar en el que tiene su sede la Sociedad.
- 8.3 Todos los aspectos no previstos en estas CGV y relacionados con las relaciones de venta entre RM y los Compradores estarán regulados por la ley italiana.

Indice analitico / Index

(Codice articolo/item code -> pagina/page)

| | | | | | | | | | | | |
|------------|---------|------------|-----------------|--------------|-----|--------------|-----|-------------|-----|--------------|-----|
| 114015200 | 30, 109 | 116015203 | 28 | 181015450G | 76 | 181022901CG | 79 | 181054451G | 77 | 182139000 | 43 |
| 114018200 | 30, 109 | 116015300 | 28, 75, 97, 108 | 181015450HT | 98 | 181022901CST | 101 | 181054451HT | 99 | 182168000 | 43 |
| 114022200 | 30, 109 | 116018030 | 29 | 181015451CG | 110 | 181022901CST | 113 | 181054451ST | 111 | 183015000 | 47 |
| 114028200 | 30, 109 | 116018200 | 27, 75, 108 | 181015451C | 36 | 181022901G | 79 | 181054600 | 37 | 183015000G | 84 |
| 114035200 | 30, 109 | 116018203 | 28 | 181015451C | 36 | 181022901HT | 101 | 181054601 | 37 | 183015000HT | 103 |
| 114042200 | 30, 109 | 116018300 | 28, 75, 97, 108 | 181015451CG | 77 | 181022901ST | 113 | 181054900 | 38 | 183015000ST | 115 |
| 114054200 | 30, 109 | 116022030 | 29 | 181015451CST | 99 | 181028150 | 33 | 181054900G | 78 | 183015001 | 47 |
| 114076200 | 30 | 116022200 | 27, 75, 108 | 181015451C | 111 | 181028151 | 33 | 181054900HT | 100 | 183015001G | 84 |
| 114088200 | 30 | 116022203 | 28 | 181015451G | 77 | 181028300 | 34 | 181054900ST | 112 | 183015002 | 48 |
| 114108200 | 30 | 116022300 | 28, 75, 97, 108 | 181015451HT | 99 | 181028301 | 34 | 181054901 | 39 | 183015002G | 85 |
| 11501525N | 203 | 116028030 | 29 | 181015451ST | 111 | 181028450 | 35 | 181054901G | 79 | 183015003 | 49 |
| 11501525R | 204 | 116028200 | 27, 75, 108 | 181015600 | 37 | 181028450C | 35 | 181054901HT | 101 | 183015003G | 85 |
| 11501525V | 204 | 116028203 | 28 | 181015601 | 37 | 181028450CG | 76 | 181054901ST | 113 | 183015003HT | 104 |
| 11501526G | 203 | 116028300 | 28, 75, 97, 108 | 181015900 | 38 | 181028450CST | 98 | 181076150C | 33 | 183015003ST | 116 |
| 11501825N | 203 | 116035030 | 29 | 181015900C | 38 | 181028450CG | 110 | 181076151C | 33 | 183015012 | 48 |
| 11501825R | 204 | 116035200 | 27, 75, 108 | 181015900CG | 78 | 181028450G | 76 | 181076300 | 34 | 183015012G | 85 |
| 11501825V | 204 | 116035203 | 28 | 181015900CST | 100 | 181028450HT | 98 | 181076301 | 34 | 183015020GD | 93 |
| 11501826G | 203 | 116035300 | 28, 75, 97, 108 | 181015900CG | 112 | 181028450ST | 110 | 181076450 | 35 | 183015020G | 93 |
| 11502230N | 203 | 116042030 | 29 | 181015900CST | 112 | 181028451 | 36 | 181076450G | 76 | 183015020GD | 93 |
| 11502230R | 204 | 116042200 | 27, 75, 108 | 181015900G | 78 | 181028451C | 36 | 181076451 | 36 | 183015030GP | 93 |
| 11502230V | 204 | 116042203 | 28 | 181015900HT | 112 | 181028451CG | 77 | 181076451G | 77 | 183018000 | 47 |
| 11502231G | 203 | 116042300 | 28, 75, 97, 108 | 181015901 | 39 | 181028451CST | 99 | 181076600 | 37 | 183018000G | 84 |
| 11502830N | 203 | 116054030 | 29 | 181015901C | 39 | 181028451CST | 111 | 181076601 | 37 | 183018000HT | 103 |
| 11502830R | 204 | 116054200 | 27, 75, 108 | 181015901CG | 79 | 181028451G | 77 | 181076900 | 38 | 183018000ST | 115 |
| 11502830V | 204 | 116054203 | 28 | 181015901CST | 101 | 181028451HT | 99 | 181076900G | 78 | 183018001 | 47 |
| 11502831G | 203 | 116054300 | 28, 75, 97, 108 | 181015901CG | 113 | 181028451ST | 111 | 181076901 | 39 | 183018001G | 84 |
| 11503530N | 203 | 116076007 | 201 | 181015901G | 79 | 181028600 | 37 | 181076901G | 79 | 183018002 | 48 |
| 11503530R | 204 | 116076200 | 27, 75 | 181015901HT | 101 | 181028601 | 37 | 181088150C | 33 | 183018002G | 85 |
| 11503530V | 204 | 116076203 | 28 | 181015901ST | 113 | 181028900 | 38 | 181088151C | 33 | 183018003 | 49 |
| 11503532G | 203 | 116076300 | 28, 75 | 181018150 | 33 | 181028900C | 38 | 181088300 | 34 | 183018003G | 85 |
| 11504240N | 203 | 116088007 | 201 | 181018300 | 34 | 181028900CG | 78 | 181088301 | 34 | 183018003HT | 116 |
| 11504240R | 204 | 116088200 | 27, 75 | 181018450 | 35 | 181028900CST | 100 | 181088450 | 35 | 183018003ST | 104 |
| 11504240V | 204 | 116088203 | 28 | 181018450C | 35 | 181028900CG | 112 | 181088450G | 76 | 183018012 | 48 |
| 11504241G | 203 | 116088300 | 28, 75 | 181018450CG | 76 | 181028900G | 78 | 181088451C | 36 | 183018012G | 85 |
| 11505440N | 203 | 116108007 | 201 | 181018450CST | 98 | 181028900HT | 100 | 181088451G | 77 | 183018012GD | 93 |
| 11505440R | 204 | 116108200 | 27, 75 | 181018450CST | 110 | 181028900ST | 112 | 181088600 | 37 | 183018030GD | 93 |
| 11505440V | 204 | 116108203 | 28 | 181018450G | 76 | 181028901 | 39 | 181088601 | 37 | 183018030GP | 93 |
| 11505441G | 203 | 116108300 | 28, 75 | 181018450HT | 98 | 181028901C | 39 | 181088900 | 38 | 1830180708C | 94 |
| 11507670GM | 203 | 116139200 | 27 | 181018450ST | 110 | 181028901CG | 79 | 181088900G | 78 | 1830180708C | 94 |
| 11507770NM | 203 | 116139260 | 27 | 181018451 | 36 | 181028901CST | 101 | 181088901 | 39 | 1830180708GD | 93 |
| 11507770R | 204 | 116168200 | 27 | 181018451C | 36 | 181028901CST | 113 | 181088901G | 79 | 1830180708GP | 93 |
| 11507770VM | 204 | 116168260 | 27 | 181018451CG | 77 | 181028901G | 79 | 18108150C | 33 | 183022000 | 47 |
| 11508870GM | 203 | 156015304 | 31 | 181018451CST | 99 | 181028901HT | 101 | 18108151C | 33 | 183022000G | 84 |
| 11509070NM | 203 | 156054304 | 31 | 181018451CST | 111 | 181028901ST | 113 | 18108300 | 34 | 183022000HT | 103 |
| 11509070R | 204 | 156100304 | 31 | 181018451G | 77 | 181035150 | 33 | 18108301 | 33 | 183022000ST | 115 |
| 11509070VM | 204 | 156100304G | 31, 168 | 181018451HT | 99 | 181035151 | 33 | 18108450 | 35 | 183022001 | 47 |
| 11510809GM | 203 | 156102304 | 31 | 181018451ST | 111 | 181035300 | 34 | 18108450G | 76 | 183022001G | 84 |
| 11510909NM | 203 | 156102304G | 31, 168 | 181018600 | 37 | 181035301 | 34 | 18108451 | 36 | 183022002 | 48 |
| 11510909VM | 204 | 156108304 | 31 | 181018601 | 37 | 181035450 | 35 | 18108451G | 77 | 183022002G | 85 |
| 11510990R | 204 | 156108316G | 31, 168 | 181018900 | 38 | 181035450G | 76 | 18108600 | 37 | 183022003 | 49 |
| 115139100N | 203 | 15612304G | 31, 168, 243 | 181018900C | 38 | 181035450HT | 98 | 18108601 | 37 | 183022003G | 85 |
| 115139100V | 204 | 156114304 | 31 | 181018900CG | 78 | 181035450ST | 110 | 18108900 | 38 | 183022003HT | 116 |
| 115168100N | 203 | 156114304G | 31, 168, 243 | 181018900CST | 100 | 181035451 | 36 | 18108900G | 78 | 183022003ST | 104 |
| 115168100V | 204 | 156150304G | 31, 168 | 181018900CST | 112 | 181035451G | 77 | 18108901 | 39 | 183022012 | 48 |
| 115183051F | 206 | 156212304 | 31 | 181018900G | 78 | 181035451HT | 99 | 18108901G | 79 | 183022012G | 85 |
| 115183054E | 205 | 156212304G | 31, 168, 243 | 181018900HT | 100 | 181035451ST | 111 | 181139450 | 35 | 183022030GD | 93 |
| 115183054F | 206 | 156300304 | 31 | 181018900ST | 112 | 181035600 | 37 | 181139451 | 36 | 183022030GP | 94 |
| 115183112F | 206 | 156300304G | 31, 168, 243 | 181018901 | 39 | 181035601 | 37 | 181139900 | 38 | 1830220708C | 93 |
| 115183112H | 205 | 156304304 | 31 | 181018901C | 39 | 181035900 | 38 | 181139901 | 39 | 1830220708C | 94 |
| 115183134E | 205 | 156304304G | 31, 168 | 181018901CG | 79 | 181035900G | 78 | 181168450 | 35 | 1830220708GD | 93 |
| 115183134F | 206 | 156308304 | 31 | 181018901CST | 101 | 181035900HT | 100 | 181168451 | 36 | 1830220708GP | 93 |
| 115183154E | 205 | 156308304G | 31, 168 | 181018901CST | 113 | 181035900ST | 112 | 181168900 | 38 | 183028000 | 47 |
| 115183200E | 205 | 156312316G | 243 | 181018901G | 79 | 181035901 | 39 | 181168901 | 39 | 183028000G | 84 |
| 115183200F | 206 | 156500316 | 32 | 181018901HT | 101 | 181035901G | 79 | 182015000 | 43 | 183028000HT | 103 |
| 115183200H | 205 | 156500316G | 32, 243 | 181018901ST | 113 | 181035901HT | 101 | 182015000G | 81 | 183028000ST | 115 |
| 115183242F | 206 | 156600316 | 32 | 181022150 | 33 | 181035901ST | 113 | 182015000HT | 102 | 183028001 | 47 |
| 115183254F | 206 | 156600316G | 32, 243 | 181022151 | 33 | 181042150 | 33 | 182015000ST | 114 | 183028001G | 84 |
| 115183540E | 205 | 171076035 | 67 | 181022300 | 34 | 181042151 | 33 | 182018000 | 43 | 183028002 | 48 |
| 115183540F | 206 | 171088042 | 67 | 181022301 | 34 | 181042300 | 34 | 182018000G | 81 | 183028002G | 85 |
| 115683100E | 205 | 171108054 | 67 | 181022450 | 35 | 181042301 | 34 | 182018000HT | 102 | 183028003 | 49 |
| 115683100F | 206 | 178015316 | 60, 118 | 181022450C | 35 | 181042450 | 35 | 182018000ST | 114 | 183028003G | 85 |
| 115683100H | 205 | 178018316 | 60, 118 | 181022450CG | 76 | 181042450G | 76 | 182022000 | 43 | 183028003HT | 104 |
| 115683102F | 206 | 178022316 | 60, 118 | 181022450CST | 98 | 181042450HT | 98 | 182022000G | 81 | 183028003ST | 116 |
| 115683102H | 205 | 178028316 | 60, 118 | 181022450CST | 110 | 181042450ST | 110 | 182022000HT | 102 | 183028012 | 48 |
| 115683112E | 205 | 179015000 | 60 | 181022450G | 76 | 181042451 | 36 | 182022000ST | 114 | 183028012G | 85 |
| 115683114E | 205 | 179015001 | 66 | 181022450HT | 98 | 181042451G | 77 | 182028000 | 43 | 183028022 | 48 |
| 115683114F | 206 | 179018000 | 60 | 181022450ST | 110 | 181042451HT | 99 | 182028000G | 81 | 183028100GD | 93 |
| 115683114H | 205 | 179018001 | 66 | 181022451 | 36 | 181042451ST | 111 | 182028000HT | 102 | 183028708GD | 93 |
| 115683134E | 205 | 179022000 | 60 | 181022451C | 36 | 181042600 | 37 | 182028000ST | 114 | 183035000 | 47 |
| 115683304E | 205 | 179022001 | 66 | 181022451CG | 77 | 181042601 | 37 | 182035000 | 43 | 183035000G | 84 |
| 115683304F | 206 | 179028000 | 60 | 181022451CST | 99 | 181042900 | 38 | 182035000G | 81 | 183035000HT | 103 |
| 115683304H | 205 | 179028001 | 66 | 181022451CST | 111 | 181042900G | 78 | 182035000HT | 102 | 183035000ST | 115 |
| 116000000 | 199 | 179035001 | 66 | 181022451G | 77 | 181042900HT | 100 | 182035000ST | 114 | 183035001 | 47 |
| 116000003 | 199 | 179042001 | 66 | 181022451HT | 99 | 181042900ST | 112 | 182042000 | 43 | 183035001G | 84 |
| 116000006 | 201 | 179054001 | 66 | 181022451ST | 111 | 181042901 | 39 | 182042000G | 81 | 183035002 | 48 |
| 116000011 | 199 | 179076001 | 66 | 181022600 | 37 | 181042901G | 79 | 182042000HT | 102 | 183035002G | 85 |
| 116000012 | 199 | 179088001 | 66 | 181022601 | 37 | 181042901HT | 101 | 182042000ST | 114 | 183035003 | 49 |
| 116000016 | 201 | 179108001 | 66 | 181022900 | 38 | 18104 | | | | | |

| | | | | | | | | | | | |
|-------------|-----|-------------|-----|-------------|-----|--------------|-----|--------------|-----|-------------|-----|
| 183042001 | 47 | 184028003I | 58 | 187112035 | 53 | 189200139 | 44 | 191028022HT | 105 | 192042035ST | 115 |
| 183042001G | 84 | 184028003IG | 91 | 187112035G | 87 | 189200168 | 44 | 191028022ST | 117 | 192054018 | 45 |
| 183042002 | 48 | 184028342 | 57 | 187112042 | 53 | 189304018 | 44 | 191035015 | 59 | 192054022 | 45 |
| 183042002G | 85 | 184028342G | 90 | 187112042G | 87 | 189304018G | 82 | 191035015G | 92 | 192054022G | 83 |
| 183042003 | 49 | 184028343 | 57 | 187112042HT | 104 | 189304022 | 44 | 191035018 | 59 | 192054028 | 45 |
| 183042003G | 85 | 184028343G | 90 | 187112042ST | 116 | 189304022G | 82 | 191035018G | 92 | 192054028G | 83 |
| 183042003HT | 104 | 184035000 | 56 | 187112054 | 53 | 189304022HT | 102 | 191035022 | 59 | 192054035 | 45 |
| 183042003ST | 116 | 184035001 | 56 | 187112054G | 87 | 189304022ST | 114 | 191035022G | 92 | 192054035G | 83 |
| 183042012 | 48 | 184035002 | 57 | 18711242NPT | 53 | 189304028 | 44 | 191035028 | 59 | 192054035HT | 103 |
| 183042012G | 85 | 184035002G | 90 | 187114028 | 53 | 189304028G | 82 | 191035028G | 92 | 192054035ST | 115 |
| 183042022 | 48 | 184035002I | 58 | 187114028G | 87 | 189304028HT | 102 | 191035028HT | 105 | 192054042 | 45 |
| 183042022G | 85 | 184035002IG | 91 | 187114035 | 53 | 189304028MF | 43 | 191035028ST | 117 | 192054042G | 83 |
| 183042112G0 | 93 | 184035003 | 57 | 187114035G | 87 | 189304028ST | 114 | 191042015 | 59 | 192054042HT | 103 |
| 183054000 | 47 | 184035003G | 90 | 187114035HT | 104 | 189304035 | 44 | 191042015G | 92 | 192054042ST | 115 |
| 183054000G | 84 | 184035003I | 58 | 187114035ST | 116 | 189304035G | 82 | 191042018 | 59 | 192076022 | 45 |
| 183054000HT | 103 | 184035003IG | 91 | 187114042 | 53 | 189304042 | 44 | 191042018G | 92 | 192076028 | 45 |
| 183054000ST | 115 | 184042000 | 56 | 187114042G | 87 | 189304042G | 82 | 191042022 | 59 | 192076035 | 45 |
| 183054001 | 47 | 184042001 | 56 | 18711435NPT | 53 | 189304054 | 44 | 191042022G | 92 | 192076042 | 45 |
| 183054001G | 84 | 184042002 | 57 | 187139000R | 52 | 189304054G | 82 | 191042028 | 59 | 192076054 | 45 |
| 183054002 | 48 | 184042002G | 90 | 187168000R | 52 | 189304054HT | 102 | 191042028EST | 118 | 192076054G | 83 |
| 183054002G | 85 | 184042002I | 58 | 187200054 | 53 | 189304076 | 44 | 191042028G | 92 | 192088022 | 45 |
| 183054003 | 49 | 184042003 | 57 | 187200054G | 87 | 189304076G | 82 | 191042028HT | 117 | 192088028 | 45 |
| 183054003G | 85 | 184042003G | 90 | 187200054HT | 104 | 189304088 | 44 | 191042035 | 59 | 192088035 | 45 |
| 183054003HT | 104 | 184042003I | 58 | 187200054ST | 116 | 189304088G | 82 | 191042035G | 92 | 192088042 | 45 |
| 183054003ST | 116 | 184054000 | 56 | 18720054NPT | 53 | 189304108 | 44 | 191042035HT | 105 | 192088054 | 45 |
| 183054012 | 48 | 184054001 | 56 | 187212076 | 53 | 189304108G | 82 | 191042035ST | 117 | 192088054G | 83 |
| 183054012G | 85 | 184054002 | 57 | 187212076G | 87 | 191000022 | 54 | 191054015 | 59 | 192088076 | 45 |
| 183054022 | 48 | 184054002G | 90 | 187300088 | 53 | 191000022G | 88 | 191054015G | 92 | 192088076G | 83 |
| 183054022G | 85 | 184054002I | 58 | 187300088G | 87 | 191000028 | 54 | 191054018 | 59 | 192108022 | 45 |
| 183054200GD | 93 | 184054003 | 57 | 187304015 | 53 | 191000028G | 88 | 191054018G | 92 | 192108028 | 45 |
| 183076000 | 47 | 184054003G | 90 | 187304015G | 87 | 191000028HT | 105 | 191054022 | 59 | 192108035 | 45 |
| 183076000G | 84 | 184054003I | 58 | 187304018 | 53 | 191000028ST | 117 | 191054022G | 92 | 192108042 | 45 |
| 183076001 | 47 | 185000C0NG | 92 | 187304018G | 87 | 191000035 | 54 | 191054028 | 59 | 192108054 | 45 |
| 183076001G | 84 | 185100122G | 86 | 187304022 | 53 | 191000035G | 88 | 191054028EST | 118 | 192108076 | 45 |
| 183076003 | 49 | 185100128G | 86 | 187304022G | 87 | 19100028NPT | 54 | 191054028G | 92 | 192108076G | 83 |
| 183076003G | 85 | 185102015 | 49 | 187304022HT | 104 | 191002015 | 54 | 191054035 | 59 | 192108088 | 45 |
| 183088000 | 47 | 185102015G | 86 | 187304022ST | 116 | 191002015G | 88 | 191054035EST | 118 | 192108088G | 83 |
| 183088000G | 84 | 185102015M | 50 | 187304028 | 53 | 191002015HT | 105 | 191054035G | 92 | 192139035 | 46 |
| 183088001 | 47 | 185102018 | 49 | 187304028G | 87 | 191002015ST | 117 | 191054042 | 59 | 192139076 | 46 |
| 183088001G | 84 | 185102018G | 86 | 187304028HT | 104 | 191002018 | 54 | 191054042G | 92 | 192139088 | 46 |
| 183088003 | 49 | 185102018M | 50 | 187304028ST | 116 | 191002018G | 88 | 191054042HT | 105 | 192139108 | 46 |
| 183088003G | 85 | 185102115 | 50 | 18730422NPT | 53 | 191002018HT | 105 | 191054042ST | 117 | 192168035 | 46 |
| 183108000 | 47 | 185102115M | 51 | 187308015 | 53 | 191002018ST | 117 | 191076042 | 59 | 192168076 | 46 |
| 183108000G | 84 | 185102118 | 50 | 187308015G | 87 | 19102022 | 54 | 191076054 | 59 | 192168088 | 46 |
| 183108001 | 47 | 185102118M | 51 | 187400108 | 53 | 19102022G | 88 | 191076054G | 92 | 192168108 | 46 |
| 183108001G | 84 | 185102315 | 51 | 187400108G | 87 | 191020228 | 54 | 191088054 | 59 | 192168139 | 46 |
| 183108003 | 49 | 185102318 | 51 | 188028022 | 46 | 191020215NPT | 54 | 191088054G | 92 | 193015000 | 62 |
| 183108003G | 85 | 185102322 | 51 | 188028022G | 81 | 1910218NPT | 54 | 191088076 | 59 | 193015000G | 88 |
| 183139000 | 47 | 185304022 | 49 | 188035022 | 46 | 1910218NPT | 54 | 191088076G | 92 | 193015000HT | 106 |
| 183139003 | 49 | 185304022G | 86 | 188035022G | 81 | 19102035 | 54 | 191088076G | 92 | 193015000ST | 118 |
| 183168000 | 47 | 185304022M | 50 | 188035028 | 46 | 19102035G | 88 | 191108054 | 59 | 193015002 | 62 |
| 183168003 | 49 | 185304122 | 50 | 188035028G | 81 | 19102042 | 54 | 191108076 | 59 | 193015002G | 118 |
| 184015000 | 56 | 185304122M | 51 | 188042028 | 46 | 19102042G | 88 | 191108076G | 92 | 193015006 | 62 |
| 184015001 | 56 | 185304218 | 50 | 188042028G | 81 | 19102042ST | 117 | 191108088G | 92 | 193018000 | 62 |
| 184015002 | 57 | 186042134R | 42 | 188054028 | 46 | 19102054 | 54 | 191139076 | 59 | 193018000G | 88 |
| 184015002G | 90 | 186054238R | 42 | 188054028G | 81 | 19102054G | 88 | 191139088 | 59 | 193018000HT | 106 |
| 184015002I | 58 | 186100028 | 42 | 189100028 | 44 | 19102054HT | 105 | 191139088G | 92 | 193018000ST | 118 |
| 184015002IG | 91 | 186100035 | 42 | 189100035 | 44 | 1910242NPT | 54 | 191139108 | 59 | 193018002 | 62 |
| 184015003 | 57 | 186102015 | 42 | 189100035HT | 102 | 19104028 | 54 | 191168076 | 59 | 193018006 | 63 |
| 184015003G | 90 | 186102018 | 42 | 189100035ST | 114 | 19104028G | 88 | 191168088 | 59 | 193022000 | 62 |
| 184015003I | 58 | 186112042 | 42 | 189100042 | 44 | 19104035 | 54 | 191168108 | 59 | 193022000G | 88 |
| 184015003IG | 91 | 186114035 | 42 | 189100042HT | 102 | 19104035G | 88 | 191168139 | 59 | 193022000HT | 106 |
| 184015012I | 58 | 186114042 | 42 | 189100042ST | 114 | 19104035HT | 105 | 192018015 | 45 | 193022000ST | 118 |
| 184015013I | 58 | 186200054 | 42 | 189100076 | 44 | 19104035ST | 117 | 192018015G | 83 | 193022002 | 62 |
| 184018000 | 56 | 186304022 | 42 | 189100139 | 44 | 19104042 | 54 | 192018015HT | 103 | 193022003 | 64 |
| 184018001 | 56 | 187015000R | 52 | 189100168 | 44 | 19104042G | 88 | 192018015ST | 115 | 193022004 | 64 |
| 184018002 | 57 | 187018000R | 52 | 189100168G | 44 | 1910435NPT | 54 | 192022015 | 45 | 193022006 | 63 |
| 184018002G | 90 | 187022000R | 52 | 189102015 | 44 | 192000054 | 54 | 192022015G | 83 | 193028000 | 62 |
| 184018002I | 58 | 187028000R | 52 | 189102015G | 82 | 192000054G | 88 | 192022018 | 45 | 193028000G | 88 |
| 184018002IG | 91 | 187035000R | 52 | 189102015HT | 102 | 192000054HT | 105 | 192022018G | 83 | 193028000HT | 106 |
| 184018003 | 57 | 187042000R | 52 | 189102015M | 43 | 192000054ST | 117 | 192022018HT | 103 | 193028000ST | 118 |
| 184018003G | 90 | 187054000R | 52 | 189102015ST | 114 | 19200054NPT | 54 | 192022018ST | 115 | 193028002 | 62 |
| 184018003I | 58 | 18706000R | 52 | 189102018 | 44 | 1930304015 | 54 | 192028015 | 45 | 193028003 | 64 |
| 184018003IG | 91 | 187088000R | 52 | 189102018G | 82 | 1930304015G | 88 | 192028015G | 83 | 193028004 | 64 |
| 184018012I | 58 | 187100022 | 53 | 189102018HT | 102 | 1930304018 | 54 | 192028018 | 45 | 193028006 | 63 |
| 184018013I | 58 | 187100022G | 87 | 189102022 | 44 | 1930304018G | 88 | 192028018G | 83 | 193035000 | 62 |
| 184022000 | 56 | 187100022HT | 104 | 189102022G | 82 | 1930304022 | 54 | 192028022 | 45 | 193035000G | 88 |
| 184022001 | 56 | 187100022ST | 116 | 189102022HT | 102 | 1930304022G | 88 | 192028022G | 83 | 193035000HT | 106 |
| 184022002 | 57 | 187100028 | 53 | 189102022HT | 102 | 1930304022HT | 105 | 192028022HT | 103 | 193035000ST | 118 |
| 184022002G | 90 | 187100028G | 87 | 189102022MF | 43 | 1930304022ST | 117 | 192028022ST | 115 | 193035002 | 62 |
| 184022002I | 58 | 187100028HT | 104 | 189102028 | 44 | 1930304028 | 54 | 192035015 | 45 | 193035003 | 64 |
| 184022002IG | 91 | 187100028ST | 116 | 189102028G | 82 | 1930304028G | 88 | 192035015G | 83 | 193035004 | 64 |
| 184022003 | 57 | 187100035 | 53 | 189102028HT | 102 | 1930304028HT | 105 | 192035018 | 45 | 193035006 | 63 |
| 184022003G | 90 | 187100035G | 87 | 189102028HT | 102 | 1930304028ST | 117 | 192035018G | 83 | 193042000 | 62 |
| 184022003I | 58 | 18710028NPT | 53 | 189102028ST | 114 | 1930304028ST | 114 | 192035022 | 45 | 193042000G | 88 |
| 184022003IG | 91 | 187102015 | 53 | 189102035 | 44 | 191018015 | 59 | 192035022G | 83 | 193042000HT | 106 |
| 184022012I | 58 | 187102015G | 87 | 189102035G | 82 | 191018015G | 92 | 192035022HT | 103 | 193042000ST | 118 |
| 184022013I | 58 | 187102015HT | 104 | 189102042 | 44 | 191018015HT | 105 | 192035022ST | 115 | 193042002 | 62 |
| 184022022I | 58 | 187102015ST | 116 | 189102054 | 44 | 191018015ST | 117 | 192035028 | 45 | 193042003 | 64 |
| 184022122 | 57 | 187102018 | 53 | 189102054G | 82 | 191022015 | 59 | 192035028G | 83 | 193042004 | 64 |
| 184022122G | 90 | 187102018G | 87 | 189102054HT | 102 | 191022015G | 92 | 192035028HT | 103 | 193042006 | |

| | | | | | | | | | | | |
|------------|----|-------------|-----|-------------|--------|-----------|-----|-----------|-----|-----------|-----|
| 193076001 | 63 | 196000108N | 196 | 198102028 | 41 | 316108000 | 122 | 383022022 | 132 | 390114035 | 135 |
| 193076002 | 62 | 196001009V | 187 | 198102028G | 80 | 316108003 | 121 | 383028000 | 131 | 390200054 | 135 |
| 193076003 | 64 | 196001012 | 188 | 198112042 | 41 | 316108005 | 120 | 383028001 | 131 | 390304015 | 135 |
| 193076004 | 64 | 196001013 | 188 | 198112042G | 80 | 322060042 | 140 | 383028002 | 132 | 390304018 | 135 |
| 193076006 | 63 | 196001014 | 188 | 198114035 | 41 | 322060054 | 140 | 383028003 | 132 | 390304022 | 135 |
| 193088000 | 62 | 196001015 | 189 | 198114035G | 80 | 322076054 | 140 | 383028012 | 132 | 390304028 | 135 |
| 193088000G | 88 | 196001016 | 189 | 198200054 | 41 | 351054000 | 123 | 383028022 | 132 | 390308015 | 135 |
| 193088001 | 63 | 196001017 | 188 | 198200054G | 80 | 351100000 | 123 | 383035000 | 131 | 391015012 | 136 |
| 193088002 | 62 | 196001018 | 186 | 198304015 | 41 | 351102000 | 123 | 383035001 | 131 | 391018012 | 136 |
| 193088003 | 64 | 196001019 | 186 | 198304022 | 41 | 351108000 | 123 | 383035002 | 132 | 391018015 | 136 |
| 193088004 | 64 | 196001020 | 187 | 198304022G | 80 | 351114000 | 123 | 383035003 | 132 | 391022012 | 136 |
| 193088006 | 63 | 196001021 | 187 | 199015000 | 70,142 | 351150001 | 123 | 383035012 | 132 | 391022015 | 136 |
| 193108000 | 62 | 196002000 | 192 | 199015000HT | 106 | 351212000 | 123 | 383042000 | 131 | 391022018 | 136 |
| 193108000G | 88 | 196002001 | 193 | 199015001 | 71 | 351300000 | 123 | 383042001 | 131 | 391028015 | 136 |
| 193108001 | 63 | 19600200N | 198 | 199015002 | 71 | 351304000 | 123 | 383042002 | 132 | 391028018 | 136 |
| 193108002 | 62 | 19600201N | 198 | 199018000 | 70,142 | 351308000 | 123 | 383042003 | 132 | 391028022 | 136 |
| 193108003 | 64 | 19600202N | 198 | 199018000HT | 106 | 375100028 | 141 | 383042012 | 132 | 391035022 | 136 |
| 193108004 | 64 | 19600204N | 198 | 199018001 | 71 | 375102018 | 141 | 383042022 | 132 | 391035028 | 136 |
| 193108006 | 63 | 19600205N | 198 | 199018002 | 71 | 375112042 | 141 | 383054000 | 131 | 391042022 | 136 |
| 193139000 | 62 | 196003001 | 193 | 199022000 | 70,142 | 375114035 | 141 | 383054001 | 131 | 391042028 | 136 |
| 193139001 | 63 | 19600300N | 198 | 199022000HT | 106 | 375200054 | 141 | 383054002 | 132 | 391042035 | 136 |
| 193168000 | 62 | 196004000 | 192 | 199022001 | 71 | 375212076 | 141 | 383054003 | 132 | 391054022 | 136 |
| 193168001 | 63 | 196004001 | 193 | 199022002 | 71 | 375300088 | 141 | 383054012 | 132 | 391054028 | 136 |
| 194015900 | 60 | 196005000 | 192 | 199028000 | 70,142 | 375304022 | 141 | 383054022 | 132 | 391054035 | 136 |
| 194018150 | 61 | 196012000 | 190 | 199028000HT | 106 | 375308012 | 141 | 383076000 | 131 | 391054042 | 136 |
| 194018300 | 61 | 196012001 | 189 | 199028001 | 71 | 375308015 | 141 | 383076001 | 131 | 391076042 | 136 |
| 194018900 | 60 | 196012002 | 189 | 199028002 | 71 | 375400108 | 141 | 383076003 | 132 | 391076054 | 136 |
| 194022300 | 61 | 19601200N | 195 | 199035000 | 70,142 | 379012000 | 136 | 383088000 | 131 | 391088054 | 136 |
| 194022900 | 60 | 196015000 | 190 | 199035000HT | 106 | 379015000 | 136 | 383088001 | 131 | 391088076 | 136 |
| 194028150 | 61 | 196015001 | 189 | 199035001 | 71 | 379018000 | 136 | 383088003 | 132 | 391108076 | 136 |
| 194028300 | 61 | 196015002 | 189 | 199035002 | 71 | 379022000 | 136 | 383108000 | 131 | 391108088 | 136 |
| 194028600 | 61 | 19601500N | 195 | 199042000 | 70,142 | 379028000 | 136 | 383108001 | 131 | 392012015 | 128 |
| 194028900 | 60 | 196015035K | 190 | 199042000HT | 106 | 381012900 | 125 | 383108003 | 132 | 392015012 | 129 |
| 194035150 | 61 | 196015035KV | 190 | 199042001 | 71 | 381012901 | 125 | 384015000 | 133 | 392015018 | 128 |
| 194035300 | 61 | 196015035N | 195 | 199042002 | 71 | 381015450 | 124 | 384015001 | 133 | 392015022 | 128 |
| 194035600 | 61 | 196015035NV | 195 | 199054000 | 70,142 | 381015451 | 124 | 384018000 | 133 | 392018012 | 129 |
| 194035900 | 60 | 196018000 | 190 | 199054000HT | 106 | 381015900 | 125 | 384018001 | 133 | 392018015 | 129 |
| 194042150 | 61 | 196018001 | 189 | 199054001 | 71 | 381015901 | 125 | 384022000 | 133 | 392018022 | 128 |
| 194042300 | 61 | 196018002 | 189 | 199054002 | 71 | 381018450 | 124 | 384022001 | 133 | 392022012 | 129 |
| 194042600 | 61 | 19601800N | 195 | 199076000 | 70,142 | 381018451 | 124 | 384028000 | 133 | 392022015 | 129 |
| 194042900 | 60 | 196022000 | 190 | 199088000 | 70,142 | 381018900 | 125 | 384028001 | 133 | 392022018 | 129 |
| 194054150 | 61 | 196022001 | 189 | 199108000 | 70,142 | 381018901 | 125 | 384035000 | 133 | 392022028 | 128 |
| 194054300 | 61 | 196022002 | 189 | 269100028 | 55 | 381022450 | 124 | 384035001 | 133 | 392028015 | 129 |
| 194054600 | 61 | 19602200N | 195 | 269100128 | 55 | 381022451 | 124 | 384042000 | 133 | 392028018 | 129 |
| 194054900 | 60 | 196028000 | 190 | 269102015 | 55 | 381022900 | 125 | 384042001 | 133 | 392028022 | 129 |
| 194076150 | 61 | 196028002 | 189 | 269102018 | 55 | 381022901 | 125 | 384054000 | 133 | 392035015 | 129 |
| 194076300 | 61 | 19602800N | 195 | 269102022 | 55 | 381028450 | 124 | 384054001 | 133 | 392035018 | 129 |
| 194088150 | 61 | 196035000 | 190 | 269102115 | 55 | 381028451 | 124 | 385102015 | 126 | 392035022 | 129 |
| 194088300 | 61 | 196035002 | 189 | 269102118 | 55 | 381028900 | 125 | 385102018 | 126 | 392035028 | 129 |
| 194108150 | 61 | 19603500N | 195 | 269102122 | 55 | 381028901 | 125 | 385304022 | 126 | 392042022 | 129 |
| 194108300 | 61 | 196042004 | 190 | 269112042 | 55 | 381035450 | 124 | 385308015 | 126 | 392042028 | 129 |
| 195000015 | 72 | 19604200N | 195 | 269112142 | 55 | 381035451 | 124 | 387100022 | 134 | 392042035 | 129 |
| 195000020 | 72 | 196042054 | 190 | 269114035 | 55 | 381035900 | 125 | 387100028 | 134 | 392054022 | 129 |
| 195000030 | 72 | 196042054K | 191 | 269114135 | 55 | 381035901 | 125 | 387100035 | 134 | 392054028 | 129 |
| 195000040 | 72 | 196042054KF | 191 | 269200054 | 55 | 381042450 | 124 | 387102015 | 134 | 392054035 | 129 |
| 195000050 | 72 | 196042054N | 195 | 269200154 | 55 | 381042451 | 124 | 387102018 | 134 | 392054042 | 129 |
| 195015000 | 66 | 196042054V | 196 | 269304018 | 55 | 381042900 | 125 | 387102022 | 134 | 392076022 | 129 |
| 195015003 | 68 | 196042054VN | 196 | 269304022 | 55 | 381042901 | 125 | 387112035 | 134 | 392076028 | 129 |
| 195015004 | 69 | 196054004 | 190 | 269304028 | 55 | 381054450 | 124 | 387112042 | 134 | 392076035 | 129 |
| 195015005 | 68 | 19605400N | 195 | 269304118 | 55 | 381054451 | 124 | 387114028 | 134 | 392076042 | 129 |
| 195015008 | 70 | 196076000 | 191 | 269304122 | 55 | 381054900 | 125 | 387114035 | 134 | 392076054 | 129 |
| 195015017 | 72 | 196076001 | 191 | 269304128 | 55 | 381054901 | 125 | 387200054 | 134 | 392088028 | 129 |
| 195015027 | 72 | 196076002 | 197 | 274000000 | 201 | 381076450 | 124 | 387212076 | 134 | 392088035 | 129 |
| 195018003 | 68 | 196076003 | 196 | 274000001 | 202 | 381076451 | 124 | 387300088 | 134 | 392088042 | 129 |
| 195018004 | 69 | 196076088V | 198 | 274015001 | 202 | 381076900 | 125 | 387304015 | 134 | 392088054 | 129 |
| 195018005 | 68 | 196076108 | 191 | 274018001 | 202 | 381076901 | 125 | 387304018 | 134 | 392088076 | 129 |
| 195022003 | 68 | 196076108N | 196 | 274022001 | 202 | 381088450 | 124 | 387304022 | 134 | 392108028 | 129 |
| 195022004 | 69 | 196088000 | 191 | 274028001 | 202 | 381088451 | 124 | 387304028 | 134 | 392108035 | 129 |
| 195022005 | 68 | 196088001 | 191 | 274035001 | 202 | 381088900 | 125 | 387308012 | 134 | 392108042 | 129 |
| 195022008 | 70 | 196088002 | 197 | 274042001 | 202 | 381088901 | 125 | 387308015 | 134 | 392108054 | 129 |
| 195028003 | 68 | 196088003 | 196 | 274054001 | 202 | 381108450 | 124 | 387400108 | 134 | 392108076 | 129 |
| 195028004 | 69 | 196108000 | 191 | 274076001 | 202 | 381108451 | 124 | 389100028 | 130 | 392108088 | 129 |
| 195028005 | 68 | 196108001 | 191 | 274088001 | 202 | 381108900 | 125 | 389100035 | 130 | 393015000 | 139 |
| 195035003 | 68 | 196108002 | 197 | 274108001 | 202 | 381108901 | 125 | 389100054 | 130 | 393015002 | 138 |
| 195035004 | 69 | 196108003 | 196 | 316012003 | 121 | 382012000 | 128 | 389102015 | 130 | 393018000 | 139 |
| 195035007 | 73 | 196139002 | 197 | 316012005 | 120 | 382015000 | 128 | 389102018 | 130 | 393018002 | 138 |
| 195042003 | 68 | 196168002 | 197 | 316015003 | 121 | 382018000 | 128 | 389102022 | 130 | 393022000 | 139 |
| 195042004 | 69 | 197100028 | 41 | 316015005 | 120 | 382022000 | 128 | 389102028 | 130 | 393022002 | 138 |
| 195042007 | 73 | 197100028G | 80 | 316018003 | 121 | 382028000 | 128 | 389102035 | 130 | 393028000 | 139 |
| 195054003 | 68 | 197102015 | 41 | 316018005 | 120 | 382035000 | 128 | 389102042 | 130 | 393028002 | 138 |
| 195054004 | 69 | 197102015G | 80 | 316022002 | 122 | 382042000 | 128 | 389102054 | 130 | 393035000 | 139 |
| 195054007 | 73 | 197102018 | 41 | 316022003 | 121 | 382054000 | 128 | 389102076 | 130 | 393035002 | 138 |
| 195076003 | 68 | 197102018G | 80 | 316022005 | 120 | 382076000 | 128 | 389102088 | 130 | 393042000 | 139 |
| 195076004 | 69 | 197102022 | 41 | 316028002 | 122 | 382088000 | 128 | 389102108 | 130 | 393042002 | 138 |
| 195076007 | 73 | 197112042 | 41 | 316028003 | 121 | 382108000 | 128 | 389304022 | 130 | 393054000 | 139 |
| 195088003 | 68 | 197112042G | 80 | 316028005 | 120 | 383012000 | 131 | 389304028 | 130 | 393054002 | 138 |
| 195088004 | 69 | 197114035 | 41 | 316035002 | 122 | 383012001 | 131 | 389304035 | 130 | 393076000 | 139 |
| 195088007 | 73 | 197114035G | 80 | 316035003 | 121 | 383012003 | 132 | 389304042 | 130 | 393076002 | 138 |
| 195108003 | 68 | 197200054 | 41 | 316035005 | 120 | 383015000 | 131 | 389304054 | 130 | 393088000 | 139 |
| 195108004 | 69 | 197200054G | 80 | 316042002 | 122 | 383015001 | 131 | 389304076 | 130 | 393088002 | 138 |
| 195108007 | 73 | 197304022 | 41 | 316042003 | 121 | | | | | | |

| | | | | | | | | | | | |
|------------|-------------------|-------------|-----|--------------|-----|-------------|-----|-------------|-----|-------------|-----|
| 393304118 | 137 | 616035000CN | 168 | 681042300CN | 170 | 683018000CN | 176 | 685102015G | 166 | 690100028CN | 177 |
| 393304122 | 137 | 616042000CN | 168 | 681042301CN | 170 | 683018000G | 163 | 685102018 | 154 | 690100028G | 165 |
| 394015900 | 137 | 616054000CN | 168 | 681042450 | 146 | 683018001 | 151 | 685102018G | 166 | 690100035 | 153 |
| 394018900 | 137 | 616076000CN | 168 | 681042450CN | 171 | 683018001CN | 176 | 685304022 | 154 | 690100035G | 165 |
| 394022900 | 137 | 616088000CN | 168 | 681042450G | 158 | 683018001G | 163 | 685304022G | 166 | 690102012 | 153 |
| 394028150 | 138 | 616108000CN | 168 | 681042451 | 146 | 683018003 | 150 | 687100022 | 152 | 690102015 | 153 |
| 394028300 | 138 | 679015001CN | 183 | 681042451CN | 171 | 683018003G | 162 | 687100022G | 164 | 690102015CN | 177 |
| 394028900 | 137 | 679018001CN | 183 | 681042451G | 158 | 683022000 | 151 | 687100028 | 152 | 690102015G | 165 |
| 394035150 | 138 | 679022001CN | 183 | 681042600CN | 172 | 683022000CN | 176 | 687100028CN | 177 | 690102018 | 153 |
| 394035300 | 138 | 679028001CN | 183 | 681042601CN | 172 | 683022000G | 163 | 687100028G | 164 | 690102018CN | 177 |
| 394035900 | 137 | 679035001CN | 183 | 681042900 | 147 | 683022001 | 151 | 687100035 | 152 | 690102018G | 165 |
| 394042150 | 138 | 679042001CN | 183 | 681042900CN | 173 | 683022001CN | 176 | 687100035G | 164 | 690102022 | 153 |
| 394042300 | 138 | 679054001CN | 183 | 681042900G | 159 | 683022001G | 163 | 687102012 | 152 | 690102022CN | 177 |
| 394042900 | 137 | 679076001CN | 183 | 681042901 | 147 | 683022003 | 150 | 687102015 | 152 | 690102022G | 165 |
| 394054150 | 138 | 679088001CN | 183 | 681042901CN | 173 | 683022003G | 162 | 687102015CN | 177 | 690102028 | 153 |
| 394054300 | 138 | 679108001CN | 183 | 681042901G | 159 | 683028000 | 151 | 687102015G | 164 | 690102028CN | 177 |
| 394054900 | 137 | 681012450 | 146 | 681054150CN | 169 | 683028000CN | 176 | 687102018 | 152 | 690102028G | 165 |
| 395012012 | 143 | 681012451 | 146 | 681054151CN | 169 | 683028000G | 163 | 687102018CN | 177 | 690112042 | 153 |
| 395015012 | 143 | 681012900 | 147 | 681054300CN | 170 | 683028001 | 151 | 687102018G | 164 | 690112042CN | 177 |
| 395015015 | 143 | 681012901 | 147 | 681054301CN | 170 | 683028001CN | 176 | 687102022 | 152 | 690112042G | 165 |
| 395018012 | 143 | 681015150CN | 169 | 681054450 | 146 | 683028001G | 163 | 687102022CN | 177 | 690114028 | 153 |
| 395018015 | 143 | 681015151CN | 169 | 681054450CN | 171 | 683028003 | 150 | 687102022G | 164 | 690114028G | 165 |
| 395022012 | 143 | 681015300CN | 170 | 681054450G | 158 | 683028003G | 162 | 687112035 | 152 | 690114035 | 153 |
| 395022015 | 143 | 681015301CN | 170 | 681054451 | 146 | 683035000 | 151 | 687112035G | 164 | 690114035CN | 177 |
| 395028012 | 143 | 681015450 | 146 | 681054451CN | 171 | 683035000CN | 176 | 687112042 | 152 | 690114035G | 165 |
| 395028015 | 143 | 681015450CN | 171 | 681054451G | 158 | 683035000G | 163 | 687112042CN | 177 | 690114042 | 165 |
| 396012012 | 143 | 681015450G | 158 | 681054600CN | 172 | 683035001 | 151 | 687112042G | 164 | 690114042G | 165 |
| 396015012 | 143 | 681015451 | 146 | 681054601CN | 172 | 683035001CN | 176 | 687112054 | 152 | 690200054 | 153 |
| 396015015 | 143 | 681015451CN | 171 | 681054900 | 147 | 683035001G | 163 | 687112054G | 164 | 690200054CN | 177 |
| 396018012 | 143 | 681015451G | 158 | 681054900CN | 173 | 683035003 | 150 | 687114028 | 152 | 690200054G | 165 |
| 396018015 | 143 | 681015900 | 147 | 681054900G | 159 | 683035003G | 162 | 687114028G | 164 | 690304015 | 153 |
| 396022012 | 143 | 681015900CN | 173 | 681054901 | 147 | 683042000 | 151 | 687114035 | 152 | 690304015G | 165 |
| 396022015 | 143 | 681015900G | 159 | 681054901CN | 173 | 683042000CN | 176 | 687114035CN | 177 | 690304018 | 153 |
| 396028012 | 143 | 681015901 | 147 | 681054901G | 159 | 683042000G | 163 | 687114035G | 164 | 690304018CN | 177 |
| 396028015 | 143 | 681015901CN | 173 | 681076150CNC | 169 | 683042001 | 151 | 687114042 | 152 | 690304018G | 165 |
| 396035015 | 143 | 681015901G | 159 | 681076151CNC | 169 | 683042001CN | 176 | 687114042G | 164 | 690304022 | 153 |
| 396102015V | 141 | 681018450 | 146 | 681076300CN | 170 | 683042001G | 163 | 687200054 | 152 | 690304022CN | 177 |
| 396102018V | 141 | 681018450CN | 171 | 681076301CN | 170 | 683042003 | 150 | 687200054CN | 177 | 690304022G | 165 |
| 397100028 | 126 | 681018450G | 158 | 681076450CN | 171 | 683042003G | 162 | 687200054G | 164 | 690304028 | 153 |
| 397102015 | 126 | 681018451 | 146 | 681076451CN | 171 | 683054000 | 151 | 687304015 | 152 | 690304028G | 165 |
| 397102018 | 126 | 681018451CN | 171 | 681076600CN | 172 | 683054000CN | 176 | 687304015G | 164 | 690308012 | 153 |
| 397112042 | 126 | 681018451G | 158 | 681076601CN | 172 | 683054000G | 163 | 687304018 | 152 | 690308015 | 153 |
| 397114035 | 126 | 681018900 | 147 | 681076900CN | 173 | 683054001 | 151 | 687304018CN | 177 | 690308015G | 165 |
| 397200054 | 126 | 681018900CN | 173 | 681076901CN | 173 | 683054001CN | 176 | 687304018G | 164 | 690105012 | 154 |
| 397304022 | 126 | 681018900G | 159 | 681088150CNC | 169 | 683054001G | 163 | 687304022 | 152 | 690108012 | 154 |
| 397308012 | 126 | 681018901 | 147 | 681088151CNC | 169 | 683054003 | 150 | 687304022CN | 177 | 690108015 | 154 |
| 397308015 | 126 | 681018901CN | 173 | 681088300CN | 170 | 683054003G | 162 | 687304022G | 164 | 690108015CN | 179 |
| 398102028 | 126 | 681018901G | 159 | 681088301CN | 170 | 683076000CN | 176 | 687304028 | 152 | 690108015G | 166 |
| 398304022 | 126 | 681022150CN | 169 | 681088450CN | 171 | 683076001CN | 176 | 687304028G | 164 | 691022015 | 154 |
| 398304028 | 126 | 681022151CN | 169 | 681088451CN | 171 | 683088000CN | 176 | 687308012 | 152 | 691022015CN | 179 |
| 399015015 | 142 | 681022300CN | 170 | 681088600CN | 172 | 683088001CN | 176 | 687308015 | 152 | 691022015G | 166 |
| 399018015 | 142 | 681022301CN | 170 | 681088601CN | 172 | 683108000CN | 176 | 687308015G | 164 | 691022018 | 154 |
| 399022015 | 142 | 681022450 | 146 | 681088900CN | 173 | 683108001CN | 176 | 689100028 | 150 | 691022018CN | 179 |
| 399022018 | 142 | 681022450CN | 171 | 681088901CN | 173 | 684012003 | 155 | 689100028G | 161 | 691022018G | 166 |
| 399028015 | 142 | 681022450G | 158 | 68108150CNC | 169 | 684012013 | 155 | 689100035 | 150 | 691028015 | 154 |
| 399028018 | 142 | 681022451 | 146 | 68108151CNC | 169 | 684015001CN | 178 | 689100035G | 161 | 691028015CN | 179 |
| 434015000 | 65, 140, 181 | 681022451CN | 171 | 681108300CN | 170 | 684015002 | 155 | 689102012 | 150 | 691028015G | 166 |
| 434015000G | 89 | 681022451G | 158 | 681108301CN | 170 | 684015002CN | 178 | 689102015 | 150 | 691028018 | 154 |
| 434015006 | 65, 139, 181 | 681022900 | 147 | 681108450CN | 171 | 684015003 | 155 | 689102015CN | 174 | 691028018G | 166 |
| 434020000 | 65, 140, 181 | 681022900CN | 173 | 681108451CN | 171 | 684015003CN | 179 | 689102015G | 161 | 691028022 | 154 |
| 434020000G | 89 | 681022900G | 159 | 681108600CN | 172 | 684015012 | 155 | 689102018 | 150 | 691028022CN | 179 |
| 434020006 | 65, 139, 181 | 681022901 | 147 | 681108601CN | 172 | 684015013 | 155 | 689102018CN | 174 | 691028022G | 166 |
| 434025000 | 65, 140, 181 | 681022901CN | 173 | 681108900CN | 173 | 684018001CN | 178 | 689102018G | 161 | 691035022 | 154 |
| 434025000G | 89 | 681022901G | 159 | 681108901CN | 173 | 684018002 | 155 | 689102022 | 150 | 691035022CN | 179 |
| 434025006 | 65, 139, 181 | 681028150CN | 169 | 682012000 | 149 | 684018002CN | 178 | 689102022CN | 174 | 691035022G | 166 |
| 434032000 | 65, 140, 181 | 681028151CN | 169 | 682015000 | 149 | 684018003 | 155 | 689102022G | 161 | 691035028 | 154 |
| 434032000G | 89 | 681028300CN | 170 | 682015000CN | 174 | 684018003CN | 179 | 689102028 | 150 | 691035028CN | 179 |
| 434032006 | 65, 139, 181 | 681028301CN | 170 | 682015000G | 161 | 684018012 | 155 | 689102028CN | 174 | 691035028G | 166 |
| 434040000 | 65, 140, 181, 234 | 681028450 | 146 | 682018000 | 149 | 684018013 | 155 | 689102028G | 161 | 691042022 | 154 |
| 434040000G | 89 | 681028450CN | 171 | 682018000CN | 174 | 684022001CN | 178 | 689102035 | 150 | 691042022CN | 179 |
| 434040006 | 65, 139, 181, 234 | 681028450G | 158 | 682018000G | 161 | 684022002 | 155 | 689102035CN | 174 | 691042022G | 166 |
| 434050000 | 65, 140, 181, 234 | 681028451 | 146 | 682022000 | 149 | 684022002CN | 178 | 689102035G | 161 | 691042028 | 154 |
| 434050000G | 89 | 681028451CN | 171 | 682022000CN | 174 | 684022003 | 155 | 689102042 | 150 | 691042028CN | 179 |
| 434050006 | 65, 139, 181, 234 | 681028451G | 158 | 682022000G | 161 | 684022003CN | 179 | 689102042CN | 174 | 691042028G | 166 |
| 434065000 | 65, 140, 181, 234 | 681028600CN | 172 | 682028000 | 149 | 684022012 | 155 | 689102042G | 161 | 691042035 | 154 |
| 434065000G | 89 | 681028900 | 147 | 682028000CN | 174 | 684022013 | 155 | 689102054 | 150 | 691042035CN | 179 |
| 434065006 | 65, 139, 181, 234 | 681028900CN | 173 | 682028000G | 161 | 684022023 | 155 | 689102054CN | 174 | 691042035G | 166 |
| 434080000 | 65, 140, 181, 234 | 681028900G | 159 | 682035000 | 149 | 684028001CN | 178 | 689102054G | 161 | 691054022 | 154 |
| 434080000G | 89 | 681028901 | 147 | 682035000CN | 174 | 684028002 | 155 | 689304022 | 150 | 691054022G | 166 |
| 434080006 | 65, 139, 181, 234 | 681028901CN | 173 | 682035000G | 161 | 684028002CN | 178 | 689304022CN | 174 | 691054028 | 154 |
| 434100000 | 65, 140, 181, 234 | 681028901G | 159 | 682042000 | 149 | 684028003 | 155 | 689304022G | 161 | 691054028CN | 179 |
| 434100000G | 89 | 681035150CN | 169 | 682042000CN | 174 | 684028003CN | 179 | 689304028 | 150 | 691054028G | 166 |
| 434100006 | 65, 139, 181, 234 | 681035151CN | 169 | 682042000G | 161 | 684035001CN | 178 | 689304028CN | 174 | 691054035 | 154 |
| 434125000 | 234 | 681035300CN | 170 | 682054000 | 149 | 684035002 | 155 | 689304028G | 161 | 691054035CN | 179 |
| 434125006 | 234 | 681035301CN | 170 | 682054000CN | 174 | 684035002CN | 178 | 689304035 | 150 | 691054035G | 166 |
| 434150000 | 234 | 681035450 | 146 | 682054000G | 161 | 684035003 | 155 | 689304035CN | 174 | 691054042 | 154 |
| 434150006 | 234 | | | | | | | | | | |

| | | | | | | | | | | | |
|-------------|-----|-------------|-----|------------|-----|-----------|-----|-----------|-----|------------|-----|
| 692022015 | 149 | 693108002CN | 180 | 802080050 | 213 | 805065000 | 217 | 813125100 | 223 | 820100006 | 230 |
| 692022015CN | 175 | 693108003CN | 182 | 802080075 | 213 | 805065045 | 218 | 813150100 | 223 | 820100010 | 230 |
| 692022015G | 162 | 693108004CN | 182 | 802080100 | 213 | 805065087 | 217 | 813150125 | 223 | 820125006 | 230 |
| 692022018 | 149 | 695015003CN | 183 | 802080150 | 213 | 805080045 | 218 | 814050045 | 224 | 820125010 | 230 |
| 692022018G | 162 | 695015004CN | 184 | 802080200 | 213 | 805080087 | 217 | 814050087 | 224 | 820150006 | 230 |
| 692028015 | 149 | 695018003CN | 183 | 802080250 | 213 | 805100015 | 218 | 814065045 | 224 | 820150010 | 230 |
| 692028015CN | 175 | 695018004CN | 184 | 802080300 | 213 | 805100030 | 218 | 814065087 | 224 | 820205000 | 230 |
| 692028015G | 162 | 695022003CN | 183 | 802100025 | 213 | 805100045 | 218 | 814080045 | 224 | 820260000 | 230 |
| 692028018 | 149 | 695022004CN | 184 | 802100050 | 213 | 805100087 | 217 | 814080087 | 224 | 821040006 | 232 |
| 692028018CN | 175 | 695022008CN | 185 | 802100075 | 213 | 805125015 | 218 | 814100045 | 224 | 821040010 | 232 |
| 692028018G | 162 | 695028003CN | 183 | 802100100 | 213 | 805125030 | 218 | 814100087 | 224 | 821050006 | 232 |
| 692028022 | 149 | 695028004CN | 184 | 802100150 | 213 | 805125045 | 218 | 814125045 | 224 | 821050010 | 232 |
| 692028022CN | 175 | 695035003CN | 183 | 802100200 | 213 | 805125087 | 217 | 814125087 | 224 | 821065006 | 232 |
| 692028022G | 162 | 695035004CN | 184 | 802100250 | 213 | 805150015 | 218 | 814150045 | 224 | 821065010 | 232 |
| 692035015 | 149 | 695042003CN | 183 | 802100300 | 213 | 805150030 | 218 | 814150087 | 224 | 821080006 | 232 |
| 692035015CN | 175 | 695042004CN | 184 | 802125025 | 213 | 805150045 | 218 | 815050040 | 225 | 821080010 | 232 |
| 692035015G | 162 | 695054003CN | 183 | 802125050 | 213 | 805150087 | 217 | 815065050 | 225 | 821100006 | 232 |
| 692035018 | 149 | 695054004CN | 184 | 802125075 | 214 | 806065075 | 219 | 815080050 | 225 | 821100010 | 232 |
| 692035018G | 162 | 695076003CN | 183 | 802125100 | 214 | 806065130 | 219 | 815100065 | 225 | 821125006 | 232 |
| 692035022 | 149 | 695076004CN | 184 | 802125150 | 214 | 806065200 | 219 | 815100080 | 225 | 821125010 | 232 |
| 692035022CN | 175 | 695088003CN | 183 | 802125200 | 214 | 806080075 | 219 | 815125100 | 225 | 821150006 | 232 |
| 692035022G | 162 | 695088004CN | 184 | 802125250 | 214 | 806080130 | 219 | 815150100 | 225 | 821150010 | 232 |
| 692035028 | 149 | 695108003CN | 183 | 802125300 | 214 | 806080200 | 219 | 815150125 | 225 | 822040006 | 233 |
| 692035028CN | 175 | 695108004CN | 184 | 802150025 | 214 | 806100075 | 219 | 816050040 | 225 | 822040010 | 233 |
| 692035028G | 162 | 697100028 | 148 | 802150050 | 214 | 806100130 | 219 | 816065050 | 225 | 822050006 | 233 |
| 692042015 | 149 | 697100028G | 160 | 802150075 | 214 | 806100200 | 219 | 816100065 | 225 | 822050010 | 233 |
| 692042015G | 162 | 697102012 | 148 | 802150100 | 214 | 806125075 | 219 | 816125100 | 225 | 822065006 | 233 |
| 692042018 | 149 | 697102015 | 148 | 802150150 | 214 | 806125130 | 219 | 816150100 | 225 | 822065010 | 233 |
| 692042018G | 162 | 697102015G | 160 | 802150200 | 214 | 806125200 | 219 | 816150125 | 225 | 822080006 | 233 |
| 692042022 | 149 | 697102018 | 148 | 802150250 | 214 | 807050040 | 219 | 817050040 | 226 | 822080010 | 233 |
| 692042022CN | 175 | 697102018G | 160 | 802150300 | 214 | 807065050 | 219 | 817065040 | 226 | 822100006 | 233 |
| 692042022G | 162 | 697102022 | 148 | 8030400250 | 214 | 807080000 | 219 | 817065050 | 226 | 822100010 | 233 |
| 692042028 | 149 | 697102022G | 160 | 8030400500 | 214 | 807100000 | 219 | 817080065 | 226 | 822125006 | 233 |
| 692042028CN | 175 | 697102028 | 148 | 8030400750 | 214 | 807125000 | 219 | 817100050 | 226 | 822125010 | 233 |
| 692042028G | 162 | 697102028G | 160 | 8030401000 | 214 | 808040045 | 220 | 817100065 | 226 | 822150006 | 233 |
| 692042035 | 149 | 697112042 | 148 | 8030401500 | 214 | 808040087 | 220 | 817100080 | 226 | 822150010 | 233 |
| 692042035CN | 175 | 697112042G | 160 | 8030402000 | 214 | 808050045 | 220 | 817125065 | 226 | 823040000 | 235 |
| 692042035G | 162 | 697114035 | 148 | 8030402500 | 214 | 808050087 | 220 | 817125100 | 226 | 823040001 | 235 |
| 692054022 | 149 | 697114035G | 160 | 8030403000 | 214 | 808065045 | 220 | 817150100 | 226 | 823040002 | 236 |
| 692054022CN | 175 | 697200054 | 148 | 8030500250 | 214 | 808065087 | 220 | 817150125 | 226 | 823040003 | 236 |
| 692054022G | 162 | 697200054G | 160 | 8030500500 | 214 | 808080045 | 220 | 818050040 | 226 | 823040004 | 237 |
| 692054028 | 149 | 697304018 | 148 | 8030500750 | 214 | 808080087 | 220 | 818065050 | 226 | 823050000 | 235 |
| 692054028CN | 175 | 697304018G | 160 | 8030501000 | 214 | 808100045 | 220 | 818080065 | 226 | 823050001 | 235 |
| 692054028G | 162 | 697304022 | 148 | 8030501500 | 214 | 808100087 | 220 | 818100050 | 226 | 823050002 | 236 |
| 692054035 | 149 | 697304022G | 160 | 8030502000 | 214 | 808125045 | 220 | 818100065 | 226 | 823050003 | 236 |
| 692054035CN | 175 | 697308012 | 148 | 8030502500 | 214 | 808125087 | 220 | 818100080 | 226 | 823050004 | 237 |
| 692054035G | 162 | 697308015 | 148 | 8030503000 | 214 | 808150045 | 220 | 818125100 | 226 | 823065000 | 235 |
| 692054042 | 149 | 697308015G | 160 | 8030605050 | 215 | 808150087 | 220 | 818150125 | 226 | 823065001 | 235 |
| 692054042CN | 175 | 698100022 | 148 | 8030650500 | 215 | 809050040 | 221 | 819040000 | 227 | 823065002 | 236 |
| 692054042G | 162 | 698100022G | 160 | 8030650750 | 215 | 809065040 | 221 | 819040001 | 227 | 823065003 | 236 |
| 692076022CN | 175 | 698100028 | 148 | 8030651000 | 215 | 809065050 | 221 | 819040002 | 228 | 823065004 | 237 |
| 692076028CN | 175 | 698100028G | 160 | 8030651500 | 215 | 809080050 | 221 | 819040003 | 228 | 823080000 | 235 |
| 692076035CN | 175 | 698102012 | 148 | 8030652000 | 215 | 809100040 | 221 | 819040004 | 229 | 823080001 | 235 |
| 692076042CN | 175 | 698102015 | 148 | 8030652500 | 215 | 809100050 | 221 | 819050000 | 227 | 823080002 | 236 |
| 692076054CN | 175 | 698102015G | 160 | 8030653000 | 215 | 809100065 | 221 | 819050001 | 227 | 823080003 | 236 |
| 692088022CN | 175 | 698102018 | 148 | 8030800750 | 215 | 809100080 | 221 | 819050002 | 228 | 823080004 | 237 |
| 692088028CN | 175 | 698102018G | 160 | 8030801000 | 215 | 809125050 | 221 | 819050003 | 228 | 823100000 | 235 |
| 692088035CN | 175 | 698102022 | 148 | 8030801500 | 215 | 809125065 | 221 | 819050004 | 229 | 823100001 | 235 |
| 692088042CN | 175 | 698102022G | 160 | 8030802000 | 215 | 809125100 | 221 | 819065000 | 227 | 823100002 | 236 |
| 692088054CN | 175 | 698102028 | 148 | 8030802500 | 215 | 809150065 | 221 | 819065001 | 227 | 823100003 | 236 |
| 692088076CN | 175 | 698102028G | 160 | 8030803000 | 215 | 809150100 | 221 | 819065002 | 228 | 823100004 | 237 |
| 692108022CN | 175 | 698112042 | 148 | 8031000750 | 215 | 809150125 | 221 | 819065003 | 228 | 823125000 | 235 |
| 692108028CN | 175 | 698112042G | 160 | 8031001000 | 215 | 810050040 | 221 | 819065004 | 229 | 823125001 | 235 |
| 692108035CN | 175 | 698114035 | 148 | 8031001500 | 215 | 810065040 | 221 | 819080000 | 227 | 823125002 | 236 |
| 692108042CN | 175 | 698114035G | 160 | 8031002000 | 215 | 810065050 | 221 | 819080001 | 227 | 823125004 | 237 |
| 692108054CN | 175 | 698200054 | 148 | 8031002500 | 215 | 810080050 | 221 | 819080002 | 228 | 823150000 | 235 |
| 692108076CN | 175 | 698200054G | 160 | 8031003000 | 215 | 810080065 | 221 | 819080003 | 228 | 823150001 | 236 |
| 692108088CN | 175 | 698304015 | 148 | 8031250750 | 215 | 810100040 | 221 | 819080004 | 229 | 823150002 | 236 |
| 693015000CN | 180 | 698304015G | 160 | 8031251000 | 215 | 810100050 | 221 | 819100000 | 227 | 823150004 | 237 |
| 693015002CN | 180 | 698304018 | 148 | 8031251500 | 215 | 810100065 | 221 | 819100001 | 227 | 824050060 | 237 |
| 693018000CN | 180 | 698304018G | 160 | 8031252000 | 215 | 810100080 | 221 | 819100002 | 228 | 824050075 | 237 |
| 693018002CN | 180 | 698304022 | 148 | 8031252500 | 215 | 810125050 | 221 | 819100003 | 228 | 824050100 | 237 |
| 693022000CN | 180 | 698304022G | 160 | 8031253000 | 215 | 810125065 | 221 | 819100004 | 229 | 824050110 | 237 |
| 693022002CN | 180 | 698308012 | 148 | 8031500750 | 215 | 810125100 | 221 | 819125000 | 227 | 824050125 | 237 |
| 693022003CN | 182 | 698308015 | 148 | 8031501000 | 215 | 810150065 | 221 | 819125001 | 227 | 824050150 | 237 |
| 693022004CN | 182 | 698308015G | 160 | 8031501500 | 215 | 810150100 | 221 | 819125002 | 228 | 824050160 | 237 |
| 693028000CN | 180 | 802040025 | 213 | 8031502000 | 215 | 810150125 | 221 | 819125003 | 228 | 824050200 | 237 |
| 693028002CN | 180 | 802040050 | 213 | 8031502500 | 215 | 811050045 | 222 | 819125004 | 229 | 824050250 | 238 |
| 693028003CN | 182 | 802040075 | 213 | 8031503000 | 215 | 811050087 | 222 | 819150000 | 227 | 825040022 | 238 |
| 693028004CN | 182 | 802040100 | 213 | 804040015 | 217 | 811065045 | 222 | 819150001 | 227 | 825040033 | 238 |
| 693035000CN | 180 | 802040150 | 213 | 804040030 | 216 | 811065087 | 222 | 819150002 | 228 | 825040044 | 239 |
| 693035002CN | 180 | 802040200 | 213 | 804040045 | 216 | 811100045 | 222 | 819150003 | 228 | 825040055 | 239 |
| 693035003CN | 182 | 802040250 | 213 | 804040087 | 216 | 811100087 | 222 | 819150004 | 229 | 825040066 | 240 |
| 693035004CN | 182 | 802040300 | 213 | 804050015 | 217 | 811125045 | 222 | 820000000 | 241 | 825040066Q | 239 |
| 693042000CN | 180 | 802050025 | 213 | 804050030 | 216 | 811125087 | 222 | 820040000 | 231 | 825040077 | 240 |
| 693042002CN | 180 | 802050050 | 213 | 804050045 | 216 | 811150045 | 222 | 820040006 | 230 | 825040077Q | 240 |
| 693042003CN | 182 | 802050075 | 213 | 804050087 | 216 | 811150087 | 222 | 820040010 | 230 | 825050011 | 238 |
| 693042004CN | 182 | 802050100 | 213 | 804065015 | 217 | 812050040 | 223 | 820040100 | 231 | 825050022 | 238 |
| 693054000CN | 180 | 802050150 | 213 | 804065030 | 216 | 812065050 | | | | | |

| | |
|-------------|-----|
| 825065066Q | 239 |
| 825065077C | 240 |
| 825065077Q | 240 |
| 825100022 | 238 |
| 825100044 | 239 |
| 825100055 | 239 |
| 826000002 | 242 |
| 826040000 | 242 |
| 826040001 | 242 |
| 826050000 | 242 |
| 826050001 | 242 |
| 826065000 | 242 |
| 826065001 | 242 |
| 826080001 | 242 |
| 826100001 | 242 |
| 826125001 | 242 |
| 826150001 | 242 |
| 827040000 | 229 |
| 827050000 | 229 |
| 827065000 | 229 |
| 827080000 | 229 |
| 827100000 | 229 |
| 827125000 | 229 |
| 827150000 | 229 |
| 850NS000000 | 206 |



RACCORDERIE METALLICHE S.P.A.

Head Office and Manufacturing Plant:

Strada Sabbionetana, 59

46010 Campitello di Marcaria (MN) ITALY

Tel. +39 0376 96001

Fax +39 0376 96422

info@racmet.com

raccorderiemetalliche.com

follow us on   